
Supplemental Instructions

Models:

W24HBD W30HBD W36HBD W42HCD W48HCD W60HCD

This model provides a unique dehumidification circuit for periods of low outdoor ambient temperature and high indoor humidity conditions.

Refer to Specification Sheets S3584 and S3592 for the standard features of the base units and this manual for electrical data.

Dehumidification Circuit

The dehumidification circuit incorporates an independent heat exchanger coil in the supply air stream. This coil reheats the supply air after it passes over the cooling coil without requiring the electric resistance heater to be used for reheat purposes. This results in very high mechanical dehumidification capability from the air conditioner on demand without using electric resistance reheat.

The dehumidification refrigerant reheat circuit is controlled by a dehumidification valve directing the refrigerant gas to the normal condenser during periods when standard air conditioning is required. During periods of time of low ambient temperature (approximately 65° to 75° outdoor) and high indoor humidity, a humidistat senses the need for mechanical dehumidification. It then energizes both the compressor circuit and the dehumidification valve, thus directing the hot refrigerant discharge gas into a separate desuperheating condenser circuit, which reheats the conditioned air before it is delivered to the room. The refrigerant gas is then routed from the desuperheating condenser to the system condenser for further heat transfer. When the humidistat is satisfied, the system automatically switches off. The result is separate humidity control at minimum operating cost.

Dehumidification Sequence of Operation

Dehumidification is controlled through the thermostat (if capable) or through a separate humidistat. On a call for dehumidification mode of operation, the compressor and dehumidification valve of the unit are energized through circuit R - D to provide dehumidification. Dehumidification will continue until the humidistat is satisfied.

A cooling call takes precedence over a dehumidification call for as long as the cooling call is present.

A heating call takes precedence over a dehumidification call unless an occupied signal is received. When occupied, a dehumidification call takes precedence over first stage heating. A second stage heating call takes precedence over a dehumidification call even when occupied.

Refer to the table on page 12 for a full list of outputs that can be expected for different input combinations.

Balanced Climate™ Mode

It is recommended to enable Balanced Climate mode and utilize a 2-stage thermostat to enhance the dehumidification performance and comfort. To activate this mode, the jumper between Y1 and Y2 on the low voltage terminal strip needs to be removed and the unconnected purple wire laying in the cable duct needs to be pulled out and placed on the terminal block so that it connects to the yellow wire from the outdoor temperature switch. Refer to the unit wiring diagram for clarity.



Climate Control Solutions

Bard Manufacturing Company, Inc.
Bryan, Ohio 43506
www.bardhvac.com

Manual: 7960-828I
Supersedes: 7960-828H
Date: 4-21-21


NOTE: In units with dehumidification, never have both the Balanced Climate jumper in place and the outdoor temperature switch connected at the same time!

This mode will allow the indoor blower to run at a reduced airflow on the first stage of cooling. A 2-stage thermostat connected to Y2 will then allow the airflow to return to normal rated speed if the call for dehumidification or cooling is not satisfied within the allotted time frame specified by the thermostat. See latest revision of unit installation instructions 2100-703 or 2100-711 for more information regarding the Balanced Climate operation.

Electronic Expansion Valve

Operation

This model employs an electronic expansion valve (EEV) which meters the refrigerant to the evaporator. In the heat pump application, the EEV is used bi-directionally to meter the refrigerant in both heating and cooling modes. The EEV is made of a stepper motor that is controlled with a step output from the controller. The valve is capable of 480 steps which drives a needle valve that in turn regulates the flow of refrigerant. The EEV allows for tighter control and better capacity management in varying operating conditions than a standard TXV. The EEV system consists of the electronic valve and stator, control board, relay, suction temperature sensor and suction pressure transducer. The pressure transducer and temperature sensor monitor the suction line to provide real time data to the control board so that a real time superheat can be calculated. This then determines the EEV position. The controller is sent to maintain around 13° superheat. The relay is used to activate the EEV system's controller anytime that the compressor is energized.

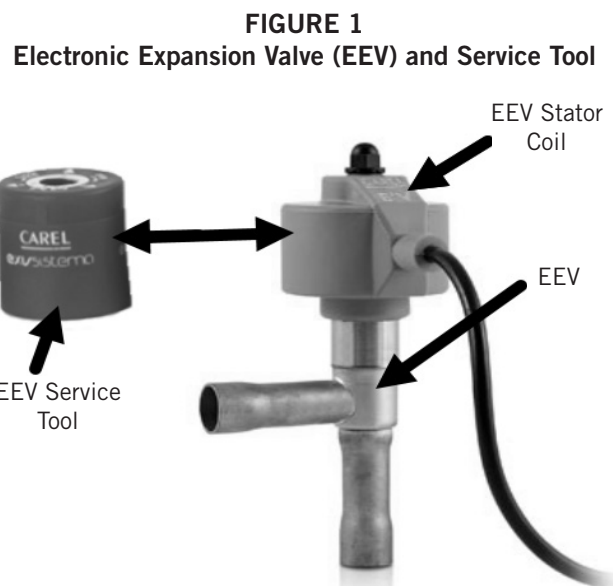
| | |
|---|---|
| WARNING/AVERTISSEMENT | |
| <ul style="list-style-type: none"> - Exposure to high pressure refrigerant hazard. - This unit is equipped with an electronic expansion valve. In order to fully recover refrigerant or evacuate the system during repairs, be sure to use service tool 2151-021 to manually open the electronic expansion valve or be sure to recover and evacuate from all service ports: suction, liquid, and discharge. - Failure to do so could result in eye injuries and/or refrigerant burns. - Exposition à un risque de réfrigérant à haute pression. - Cet appareil est équipé d'un détendeur électronique. Afin de récupérer complètement le réfrigérant ou d'évacuer le système pendant les réparations, assurez-vous d'utiliser l'outil de service 2151-021 pour ouvrir manuellement le détendeur électronique ou assurez-vous de récupérer et d'évacuer de tous les ports de service: aspiration, liquide et refoulement. - Ne pas le faire pourrait entraîner des blessures aux yeux et / ou des brûlures de réfrigérant. |  |
| 7961-953 | |

EEV Instructions for Vacuuming, Reclaiming and Charging Unit

The electronic expansion valve moves to a closed position when there is no call to control. In order to pull a complete vacuum, fully reclaim the system or charge

the unit, connections to all service ports—suction, liquid and discharge—need to be utilized or the valve needs to be manually opened first. The valve can be opened manually using the magnetic EEV service tool (Bard Part # 2151-021) shown in Figure 1. To do this, remove the EEV stator coil (red color with retaining nut on top), slide the magnetic tool over the shaft where the stator was removed and turn in a clockwise direction to open the valve to the full open position (directional arrows are provided on the tool).

Reapply the EEV stator coil and retaining nut once complete. Upon powering the unit back up, the control board will automatically drive the EEV back to the fully shut position. Once the compressor starts, the control board will again modulate the EEV position to control the system superheat.



Troubleshooting the Electronic Expansion Valve

The control board has two status LEDs.

- The green LED should be lit anytime that the board has power and the control is functioning.
- The red LED is to show that an alarm is present.

See Table 1 for a guide to know where to start troubleshooting the EEV. Refer to the appropriate unit replacement parts manual for any parts that are needed.

Control Board

Check that the controller is getting 24VAC signal (GO 24VAC Hot and G 24VAC common). Reference unit wiring diagram for proper connections. If 24V is present but the green LED is not lit, replace the controller. If the green LED is now lit but the superheat is still not being maintained, troubleshoot the relay to check that the DI is connected to G; refer to **Relay in EEV Control Box** on page 3.

TABLE 1
Electronic Expansion Valve Troubleshooting

| Problem | Probable Cause | Troubleshoot |
|--|--|-----------------------|
| The green LED is not lit. | Controller not receiving 24VAC signal. | Control Board |
| The green LED is lit, but superheat is not being maintained. | The relay is not closing the controller's DI connection to ground. | Relay |
| The red LED is flashing and EEV is not controlling superheat properly (13° superheat). One of the following is likely the fault: | | |
| 1. Low superheat is detected and the controller is taking steps to protect the system by closing the valve. | Stator is broken or connected incorrectly. | Stator |
| | Valve is stuck open. | EEV Valve |
| 2. Suction temperature sensor error. | Poor connection of sensor or faulty sensor. | Thermistor |
| 3. Suction pressure transducer error. | Pressure transducer wiring incorrect or faulty transducer. | Transducer |
| The red LED is on steady. | The operating parameters have been damaged. | Replace Control Board |

Electronic Expansion Valve

Check to see if valve can be moved by manually moving the stepper motor using the EEV service tool shown in Figure 1 (Bard Part # 2151-021). If valve still does not control, check the transducer and thermistor sensors as described on page 4. If sensors are good, replace the valve.

Relay in EEV Control Box

Contacts NO to DI and COM to G must be closed for EEV control to start controlling superheat. Check that the relay is getting 24VAC. Reference unit wiring diagram for proper connections. If 24V is present, measure the resistance between COM and NO; it should be 0 ohms when the relay is getting 24V. If the resistance is out of range, replace the relay.

Stator Coil

Disconnect the stator from the valve and the control and measure the resistance of the windings using an electrical tester. The resistance of both windings should be around 40 ohms +/- 10%. The four wire sets that will have resistance between them are: White and red, green and red, yellow and purple, blue and purple. If the resistance falls outside these values, replace the stator.

Transducer Sensor

1. Check that there is 5VDC Nominal between the red and black wires going to the transducer.
2. Check the signal voltage between the blue and black wires (0.5-4.5VDC Actual). The following formula and Figure 2 can be used to determine if the transducer's voltage to pressure ratio is within range. Replace transducer if out of range.

3. Check to ensure wires are correctly connected as follows:

Blue wire = pin 1 of controller plug to pin C on transducer plug

Red wire = pin 2 of controller plug to pin B on transducer plug

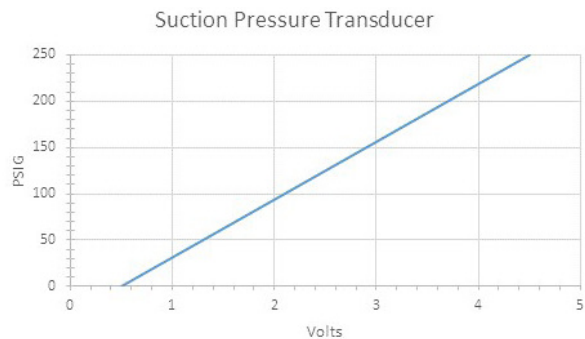
Black wire = pin 3 of controller plug to pin A on transducer plug

4. Check continuity of all three wires from transducer plug to controller plug. Replace wires if poor connection in any wire.

Formula for Tech:

$$(\text{Measured Pressure} \times .016) + .5 = \text{Expected Transducer Signal Voltage (see Figure 2)}$$

FIGURE 2
Voltage to Pressure: Suction Pressure Transducer



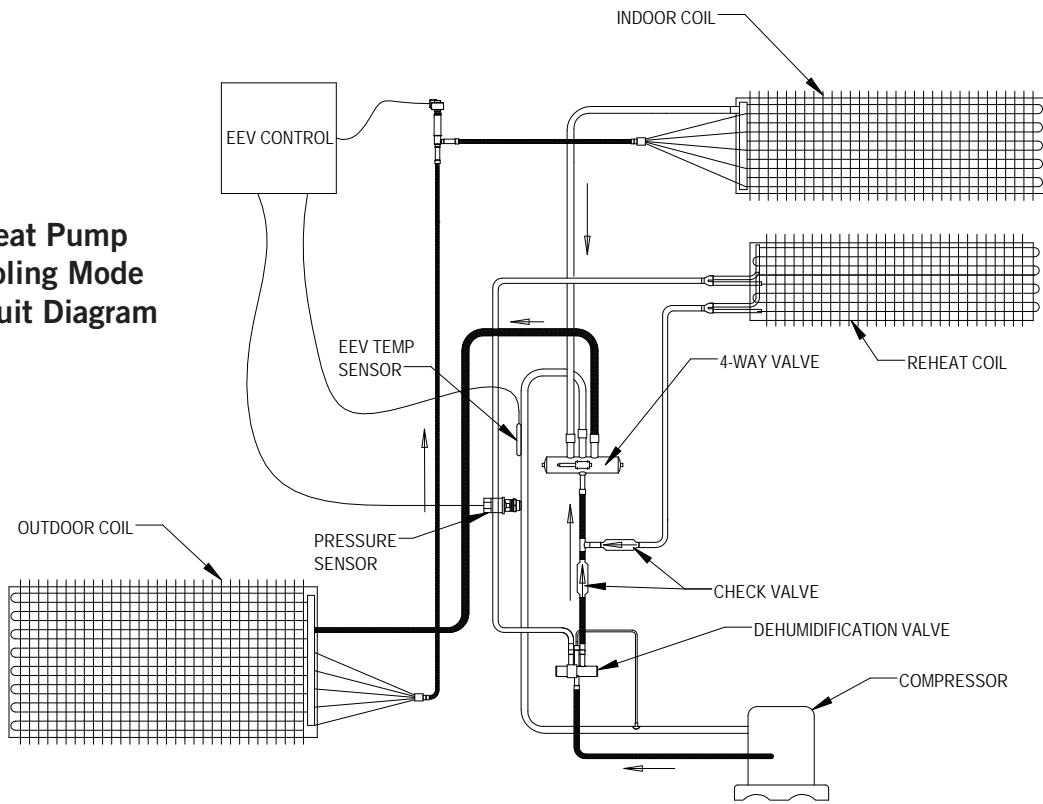
Thermistor Sensor

1. Make a visual check for broken wire insulation, broken wires or cracked epoxy material.
2. Disconnect 10k ohm NTC thermistor from the EEV control box.
3. Use an ohmmeter to measure the resistance between the two connectors. Also use ohmmeter to check for short or open.
4. Compare the resistance reading to Table 2. Use sensor ambient temperature. (Tolerance of part is $\pm 10\%$.)
5. If sensor is out of tolerance, shorted, open or reads very low ohms, it should be replaced.

**TABLE 2
10K Ohm NTC Sensor: Temperature/Resistance**

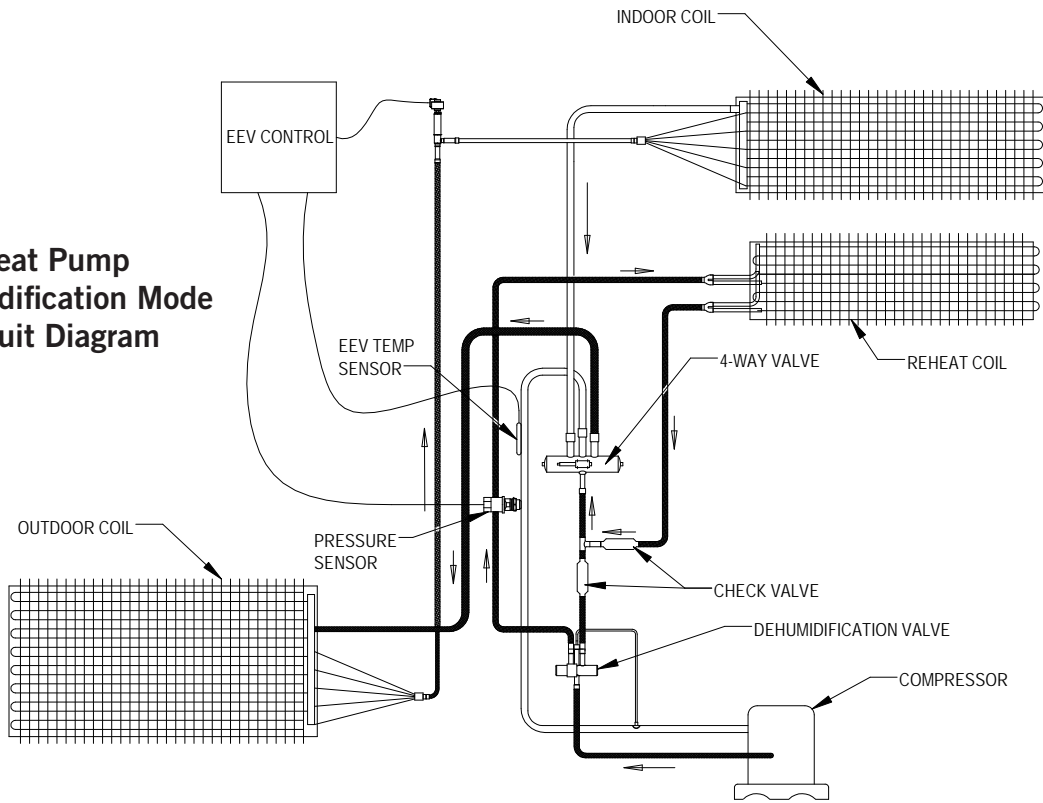
| Temperature | | | Resistance | | | Temperature | | | Resistance | | | Temperature | | | Resistance | | |
|-------------|-----|----------|------------|----|----------|-------------|----|----------|------------|-----|----------|-------------|---|----------|------------|---|----------|
| F | C | Ω | F | C | Ω | F | C | Ω | F | C | Ω | F | C | Ω | F | C | Ω |
| -40 | -40 | 188,500 | 28.4 | -2 | 29,730 | 96.8 | 36 | 6,700 | 165.2 | 74 | 1,980 | | | | | | |
| -38.2 | -39 | 178,500 | 30.2 | -1 | 28,480 | 98.6 | 37 | 6,470 | 167 | 75 | 1,920 | | | | | | |
| -36.4 | -38 | 169,000 | 32 | 0 | 27,280 | 100.4 | 38 | 6,250 | 168.8 | 76 | 1,870 | | | | | | |
| -34.6 | -37 | 160,200 | 33.8 | 1 | 26,130 | 102.2 | 39 | 6,030 | 170.6 | 77 | 1,820 | | | | | | |
| -32.8 | -36 | 151,900 | 35.6 | 2 | 25,030 | 104 | 40 | 5,830 | 172.4 | 78 | 1,770 | | | | | | |
| -31 | -35 | 144,100 | 37.4 | 3 | 23,990 | 105.8 | 41 | 5,630 | 174.2 | 79 | 1,920 | | | | | | |
| -29.2 | -34 | 136,700 | 39.2 | 4 | 23,000 | 107.6 | 42 | 5,440 | 176 | 80 | 1,670 | | | | | | |
| -27.4 | -33 | 129,800 | 41 | 5 | 22,050 | 109.4 | 43 | 5,260 | 177.8 | 81 | 1,620 | | | | | | |
| -25.6 | -32 | 123,300 | 42.8 | 6 | 21,150 | 111.2 | 44 | 5,080 | 179.6 | 82 | 1,580 | | | | | | |
| -23.8 | -31 | 117,100 | 44.6 | 7 | 20,300 | 113 | 45 | 4,910 | 181.4 | 83 | 1,530 | | | | | | |
| -22 | -30 | 111,300 | 46.4 | 8 | 19,480 | 114.8 | 46 | 4,750 | 183.2 | 84 | 1,490 | | | | | | |
| -20.2 | -29 | 105,700 | 48.2 | 9 | 18,700 | 116.6 | 47 | 4,590 | 185 | 85 | 1,450 | | | | | | |
| -18.4 | -28 | 100,500 | 50 | 10 | 17,960 | 118.4 | 48 | 4,440 | 186.8 | 86 | 1,441 | | | | | | |
| -16.6 | -27 | 95,520 | 51.8 | 11 | 17,240 | 120.2 | 49 | 4,300 | 188.6 | 87 | 1,370 | | | | | | |
| -14.8 | -26 | 90,840 | 53.6 | 12 | 16,560 | 122 | 50 | 4,160 | 190.4 | 88 | 1,340 | | | | | | |
| -13 | -25 | 86,430 | 55.4 | 13 | 15,900 | 123.8 | 51 | 4,030 | 192.2 | 89 | 1,300 | | | | | | |
| -11.2 | -24 | 82,260 | 57.2 | 14 | 15,280 | 125.6 | 52 | 3,900 | 194 | 90 | 1,270 | | | | | | |
| -9.4 | -23 | 78,330 | 59 | 15 | 14,690 | 127.4 | 53 | 3,770 | 195.8 | 91 | 1,230 | | | | | | |
| -7.6 | -22 | 74,610 | 60.8 | 16 | 14,120 | 129.2 | 54 | 3,650 | 197.6 | 92 | 1,200 | | | | | | |
| -5.8 | -21 | 71,100 | 62.6 | 17 | 13,580 | 131 | 55 | 3,540 | 199.4 | 93 | 1,170 | | | | | | |
| -4 | -20 | 67,770 | 64.4 | 18 | 13,060 | 132.8 | 56 | 3,430 | 201.2 | 94 | 1,140 | | | | | | |
| -2.2 | -19 | 64,570 | 66.2 | 19 | 12,560 | 134.6 | 57 | 3,320 | 203 | 95 | 1,110 | | | | | | |
| -0.4 | -18 | 61,540 | 68 | 20 | 12,090 | 136.4 | 58 | 3,220 | 204.8 | 96 | 1,080 | | | | | | |
| 1.4 | -17 | 58,680 | 69.8 | 21 | 11,630 | 138.2 | 59 | 3,120 | 206.6 | 97 | 1,050 | | | | | | |
| 3.2 | -16 | 55,970 | 71.6 | 22 | 11,200 | 140 | 60 | 3,020 | 208.4 | 98 | 1,020 | | | | | | |
| 5 | -15 | 53,410 | 73.4 | 23 | 10,780 | 141.8 | 61 | 2,930 | 210.2 | 99 | 1,000 | | | | | | |
| 6.8 | -14 | 50,980 | 75.2 | 24 | 10,380 | 143.6 | 62 | 2,840 | 212 | 100 | 970 | | | | | | |
| 8.6 | -13 | 48,680 | 77 | 25 | 10,000 | 145.4 | 63 | 2,750 | | | | | | | | | |
| 10.4 | -12 | 46,500 | 78.8 | 26 | 9,630 | 147.2 | 64 | 2,670 | | | | | | | | | |
| 12.2 | -11 | 44,430 | 80.6 | 27 | 9,280 | 149 | 65 | 2,590 | | | | | | | | | |
| 14 | -10 | 42,470 | 82.4 | 28 | 8,940 | 150.8 | 66 | 2,510 | | | | | | | | | |
| 15.8 | -9 | 40,570 | 84.2 | 29 | 8,620 | 152.6 | 67 | 2,440 | | | | | | | | | |
| 17.6 | -8 | 38,770 | 86 | 30 | 8,310 | 154.4 | 68 | 2,360 | | | | | | | | | |
| 19.4 | -7 | 37,060 | 87.8 | 31 | 8,010 | 156.2 | 69 | 2,300 | | | | | | | | | |
| 21.2 | -6 | 35,440 | 89.6 | 32 | 7,730 | 158 | 70 | 2,230 | | | | | | | | | |
| 23 | -5 | 33,900 | 91.4 | 33 | 7,450 | 159.8 | 71 | 2,160 | | | | | | | | | |
| 24.8 | -4 | 32,440 | 93.2 | 34 | 7,190 | 161.6 | 72 | 2,100 | | | | | | | | | |
| 26.6 | -3 | 31,050 | 95 | 35 | 6,940 | 163.4 | 73 | 2,040 | | | | | | | | | |

Heat Pump Cooling Mode Circuit Diagram



MIS-3959

Heat Pump Dehumidification Mode Circuit Diagram



MIS-4065

W24HBD Cooling and Dehumidification Application Data¹

| DB/WB ² | OD Temp. Mode | 65°F | | 70°F | | 75°F | | 80°F | | 85°F | | 90°F | | 95°F | | 100°F | | 105°F | | | |
|-----------------------------|-----------------------------|--------|--------|--------|--------|--------|--------|--------|--------|---------|--------|---------|--------|---------|--------|---------|--------|---------|--------|--------|------|
| | | AC | Dehum | AC | Dehum | AC | Dehum | AC | Dehum | AC | Dehum | AC | Dehum | AC | Dehum | AC | Dehum | AC | Dehum | | |
| 75/62.5 (50% RH) | Total Cooling Btuh | 27,800 | 14,800 | 27,000 | 13,200 | 25,100 | 11,500 | 24,100 | 9,700 | 23,100 | 7,700 | 22,000 | 5,700 | 20,800 | 3,600 | 19,600 | 1,500 | 17,300 | 2,100 | 15,000 | |
| | Sensible Btuh | 20,700 | 8,200 | 20,200 | 5,800 | 19,700 | 4,600 | 19,300 | 3,300 | 18,900 | 2,000 | 18,400 | 700 | 17,900 | (700) | 17,300 | 0 | 16,600 | 0 | 15,000 | |
| | SF | 0.745 | 0.500 | 0.777 | 0.439 | 0.785 | 0.400 | 0.801 | 0.340 | 0.818 | 0.260 | 0.836 | 0 | 0.861 | 0 | 0.883 | 0 | 0.910 | 0 | 0.930 | |
| | Latent Btuh | 7,100 | 8,200 | 6,800 | 7,400 | 5,400 | 6,900 | 4,800 | 6,400 | 4,200 | 5,700 | 3,600 | 5,000 | 2,900 | 4,300 | 2,300 | 3,600 | 1,100 | 2,700 | 1,100 | |
| | Lbs. H ₂ O/hr. | 6.7 | 7.7 | 6.2 | 7.4 | 5.5 | 7.0 | 5.1 | 6.5 | 4.5 | 6.0 | 4.0 | 5.4 | 3.4 | 4.7 | 2.7 | 4.1 | 2.2 | 3.4 | 3.4 | |
| | Supply Air DB | 51.0 | 61.2 | 51.5 | 63.3 | 52.0 | 65.3 | 52.5 | 67.5 | 53.1 | 69.6 | 53.6 | 71.8 | 54.2 | 74.0 | 54.7 | 76.2 | 55.3 | 78.4 | 55.3 | 81.2 |
| | Supply Air WB | 50.1 | 52.2 | 50.6 | 53.3 | 51.0 | 54.4 | 51.6 | 55.6 | 52.1 | 56.8 | 52.6 | 58.0 | 53.1 | 59.2 | 53.7 | 60.4 | 54.2 | 61.7 | 54.2 | 64.6 |
| | Suction PSIG ⁴ | 123 | 116 | 124 | 119 | 126 | 121 | 128 | 124 | 130 | 127 | 132 | 130 | 133 | 137 | 136 | 140 | 139 | 140 | 139 | 140 |
| | Discharge PSIG ⁴ | 264 | 246 | 284 | 261 | 305 | 277 | 327 | 294 | 349 | 311 | 373 | 329 | 398 | 347 | 424 | 365 | 451 | 385 | 451 | |
| | Total Cooling Btuh | 28,700 | 16,800 | 27,800 | 15,300 | 26,900 | 13,600 | 26,000 | 11,900 | 25,000 | 10,500 | 24,000 | 8,200 | 22,800 | 6,200 | 21,700 | 4,100 | 20,500 | 2,100 | 19,300 | |
| Sensible Btuh | 19,500 | 7,400 | 19,200 | 6,200 | 18,900 | 5,000 | 18,600 | 3,700 | 18,200 | 2,500 | 17,700 | 1,200 | 17,200 | (200) | 16,700 | (1,500) | 16,100 | 0 | 14,900 | | |
| SF | 0.679 | 0.44 | 0.691 | 0.41 | 0.703 | 0.37 | 0.715 | 0.31 | 0.728 | 0.25 | 0.741 | 0.15 | 0.754 | 0 | 0.770 | 0 | 0.785 | 0 | 0.800 | | |
| Latent Btuh | 9,200 | 9,400 | 8,600 | 9,100 | 8,000 | 8,600 | 8,200 | 7,600 | 6,800 | 6,000 | 5,300 | 4,600 | 4,000 | 3,400 | 2,900 | 2,400 | 1,900 | 1,400 | 1,400 | | |
| Lbs. H ₂ O/hr. | 8.7 | 8.9 | 8.1 | 8.6 | 7.5 | 8.1 | 7.0 | 7.7 | 6.4 | 7.2 | 5.8 | 6.6 | 5.3 | 6.0 | 4.7 | 5.3 | 4.2 | 4.5 | 4.5 | | |
| Supply Air DB | 52.3 | 62.6 | 52.8 | 64.7 | 53.3 | 66.7 | 53.8 | 68.9 | 54.3 | 71.0 | 54.8 | 73.2 | 55.4 | 75.4 | 55.9 | 77.6 | 56.5 | 79.8 | 56.5 | 84.6 | |
| Supply Air WB | 51.5 | 53.6 | 51.9 | 54.8 | 52.4 | 55.9 | 52.9 | 57.1 | 53.4 | 58.3 | 53.9 | 59.4 | 54.4 | 60.7 | 55.0 | 61.9 | 55.5 | 63.1 | 55.5 | 71.4 | |
| Suction PSIG ⁴ | 126 | 118 | 128 | 120 | 129 | 123 | 131 | 126 | 133 | 128 | 135 | 131 | 138 | 134 | 140 | 137 | 143 | 140 | 140 | | |
| Discharge PSIG ⁴ | 265 | 247 | 285 | 263 | 306 | 279 | 328 | 295 | 351 | 312 | 375 | 330 | 400 | 348 | 426 | 367 | 452 | 386 | 452 | | |
| Total Cooling Btuh | 29,600 | 17,300 | 28,700 | 15,700 | 27,700 | 14,100 | 26,900 | 12,400 | 25,800 | 10,800 | 24,800 | 8,600 | 23,700 | 6,600 | 22,600 | 4,500 | 21,400 | 2,400 | 20,200 | | |
| Sensible Btuh | 18,300 | 6,500 | 18,100 | 5,400 | 17,900 | 4,200 | 17,400 | 2,900 | 17,000 | 1,600 | 16,600 | 300 | 16,100 | (1,000) | 15,500 | (2,300) | 15,000 | 0 | 13,800 | | |
| SF | 0.618 | 0.376 | 0.631 | 0.344 | 0.646 | 0.298 | 0.647 | 0.234 | 0.659 | 0.152 | 0.669 | 0.035 | 0.679 | 0 | 0.686 | 0 | 0.701 | 0 | 0.716 | | |
| Latent Btuh | 11,300 | 10,800 | 10,600 | 10,300 | 9,800 | 9,900 | 9,500 | 9,500 | 8,800 | 8,900 | 8,200 | 8,300 | 7,600 | 7,600 | 7,100 | 6,800 | 6,400 | 6,100 | 6,100 | | |
| Lbs. H ₂ O/hr. | 10.7 | 10.2 | 10.0 | 9.7 | 9.2 | 9.3 | 9.0 | 9.0 | 8.3 | 8.4 | 7.7 | 7.8 | 7.2 | 7.2 | 6.7 | 6.4 | 6.0 | 5.8 | 5.8 | | |
| Supply Air DB | 53.5 | 64.0 | 54.0 | 66.1 | 54.5 | 68.1 | 55.0 | 70.2 | 55.5 | 72.4 | 56.1 | 74.6 | 56.6 | 76.7 | 57.2 | 79.0 | 57.8 | 81.2 | 57.8 | 90.1 | |
| Supply Air WB | 52.8 | 55.1 | 53.2 | 56.2 | 53.7 | 57.3 | 54.2 | 58.5 | 54.7 | 59.7 | 55.2 | 60.9 | 55.8 | 62.1 | 56.3 | 63.3 | 56.8 | 64.6 | 56.8 | 78.9 | |
| Suction PSIG ⁴ | 130 | 119 | 131 | 122 | 133 | 124 | 135 | 127 | 137 | 130 | 139 | 133 | 141 | 136 | 144 | 139 | 146 | 142 | 142 | | |
| Discharge PSIG ⁴ | 267 | 249 | 287 | 264 | 308 | 280 | 330 | 297 | 352 | 314 | 376 | 331 | 401 | 349 | 427 | 368 | 454 | 387 | 454 | | |
| Total Cooling Btuh | 30,500 | 17,700 | 29,600 | 16,200 | 28,600 | 14,600 | 27,700 | 12,800 | 26,700 | 11,000 | 25,700 | 9,100 | 24,600 | 7,100 | 23,400 | 5,000 | 22,200 | 2,800 | 20,900 | | |
| Sensible Btuh | 17,200 | 5,700 | 16,900 | 4,500 | 16,700 | 3,400 | 16,200 | 2,100 | 15,800 | 800 | 15,400 | (500) | 14,900 | (1,800) | 14,400 | (3,200) | 13,800 | (4,600) | 13,300 | | |
| SF | 0.564 | 0.32 | 0.571 | 0.28 | 0.584 | 0.23 | 0.585 | 0.16 | 0.592 | 0.07 | 0.599 | 0 | 0.606 | 0 | 0.615 | 0 | 0.622 | 0 | 0.630 | | |
| Latent Btuh | 13,300 | 12,000 | 12,700 | 11,700 | 11,900 | 11,200 | 11,500 | 10,700 | 10,900 | 10,200 | 10,300 | 9,600 | 9,700 | 8,900 | 8,200 | 7,400 | 6,400 | 5,100 | 4,600 | | |
| Lbs. H ₂ O/hr. | 12.5 | 11.3 | 12.0 | 11.0 | 11.2 | 10.6 | 10.8 | 10.1 | 10.3 | 9.6 | 9.7 | 9.1 | 9.2 | 8.4 | 8.5 | 7.7 | 7.9 | 7.0 | 6.0 | | |
| Supply Air DB | 54.8 | 65.4 | 55.3 | 67.4 | 55.7 | 69.5 | 56.3 | 71.6 | 56.8 | 73.8 | 57.3 | 75.9 | 57.9 | 78.1 | 58.4 | 80.4 | 59.0 | 82.6 | 59.0 | 95.1 | |
| Supply Air WB | 54.1 | 56.5 | 54.6 | 57.7 | 55.0 | 58.7 | 55.5 | 60.0 | 56.0 | 61.2 | 56.6 | 62.4 | 57.1 | 63.6 | 57.6 | 64.8 | 58.2 | 66.0 | 58.2 | 84.6 | |
| Suction PSIG ⁴ | 133 | 121 | 134 | 124 | 136 | 126 | 138 | 129 | 140 | 132 | 142 | 135 | 145 | 138 | 147 | 141 | 150 | 144 | 144 | | |
| Discharge PSIG ⁴ | 268 | 250 | 288 | 265 | 309 | 281 | 331 | 298 | 354 | 315 | 378 | 332 | 403 | 351 | 429 | 369 | 455 | 389 | 455 | | |
| Total Cooling Btuh | 31,300 | 18,200 | 30,500 | 16,600 | 29,500 | 15,000 | 28,600 | 13,200 | 27,600 | 11,400 | 26,500 | 9,500 | 25,400 | 7,500 | 24,300 | 5,400 | 23,100 | 3,200 | 21,900 | | |
| Sensible Btuh | 16,000 | 4,900 | 15,700 | 3,700 | 15,500 | 2,500 | 15,000 | 1,300 | 14,600 | (1,300) | 14,200 | (1,300) | 13,700 | (2,600) | 13,200 | (4,000) | 12,600 | (5,400) | 12,100 | | |
| SF | 0.511 | 0.269 | 0.515 | 0.223 | 0.525 | 0.167 | 0.524 | 0.098 | 0.529 | 0.000 | 0.536 | 0 | 0.539 | 0 | 0.543 | 0 | 0.545 | 0 | 0.545 | | |
| Latent Btuh | 15,300 | 13,300 | 14,800 | 12,900 | 14,000 | 12,500 | 13,600 | 11,900 | 13,000 | 11,400 | 12,300 | 10,800 | 11,700 | 10,100 | 11,100 | 9,400 | 10,500 | 8,600 | 8,600 | | |
| Lbs. H ₂ O/hr. | 14.4 | 12.5 | 14.0 | 12.2 | 13.2 | 11.8 | 12.8 | 11.2 | 12.3 | 10.8 | 11.6 | 10.2 | 11.0 | 9.5 | 10.5 | 8.9 | 9.9 | 8.1 | 7.0 | | |
| Supply Air DB | 56.0 | 66.8 | 56.5 | 68.8 | 57.0 | 70.9 | 57.5 | 73.0 | 58.0 | 75.2 | 58.6 | 77.3 | 59.1 | 79.5 | 59.7 | 81.8 | 60.2 | 84.0 | 60.2 | 99.1 | |
| Supply Air WB | 55.4 | 58.0 | 55.9 | 59.1 | 56.3 | 60.2 | 56.9 | 61.4 | 57.4 | 62.6 | 57.9 | 63.8 | 58.4 | 65.0 | 58.9 | 66.2 | 59.5 | 67.5 | 59.5 | 87.5 | |
| Suction PSIG ⁴ | 136 | 123 | 138 | 125 | 140 | 128 | 141 | 131 | 143 | 133 | 146 | 136 | 148 | 139 | 150 | 142 | 153 | 145 | 145 | | |
| Discharge PSIG ⁴ | 270 | 251 | 290 | 267 | 311 | 283 | 333 | 299 | 356 | 316 | 379 | 334 | 404 | 352 | 430 | 371 | 457 | 390 | 457 | | |
| Total Cooling Btuh | 31,400 | 19,300 | 30,600 | 18,000 | 29,600 | 16,400 | 28,700 | 14,600 | 27,700 | 12,800 | 26,700 | 10,900 | 25,600 | 8,900 | 24,400 | 6,800 | 23,200 | 4,600 | 22,000 | | |
| Sensible Btuh | 20,000 | 8,300 | 19,700 | 7,200 | 19,500 | 6,000 | 19,100 | 4,700 | 18,700 | 3,400 | 18,200 | 2,100 | 17,700 | 800 | 17,200 | (600) | 16,600 | (1,900) | 16,100 | | |
| SF | 0.637 | 0.43 | 0.644 | 0.40 | 0.659 | 0.37 | 0.666 | 0.32 | 0.675 | 0.27 | 0.682 | 0.19 | 0.691 | 0.09 | 0.705 | 0 | 0.716 | 0 | 0.716 | | |
| Latent Btuh | 11,400 | 11,000 | 10,900 | 10,800 | 10,100 | 10,400 | 9,900 | 9,900 | 9,000 | 9,400 | 8,500 | 8,800 | 8,100 | 7,900 | 7,200 | 6,400 | 5,600 | 4,500 | 4,500 | | |
| Lbs. H ₂ O/hr. | 10.8 | 10.6 | 10.3 | 10.2 | 9.5 | 9.8 | 9.1 | 9.3 | 8.5 | 8.9 | 8.0 | 8.3 | 7.5 | 7.6 | 6.8 | 6.0 | 5.2 | 4.1 | 3.5 | | |
| Supply Air DB | 56.4 | 66.1 | 56.9 | 68.2 | 57.0 | 70.2 | 57.9 | 72.4 | 58.4 | 74.5 | 58.9 | 76.7 | 59.5 | 78.9 | 60.0 | 81.1 | 60.6 | 83.3 | 60.6 | 99.1 | |
| Supply Air WB | 55.5 | 57.1 | 56.0 | 58.2 | 56.4 | 59.3 | 57.0 | 60.5 | 57.5 | 61.7 | 58.0 | 62.9 | 58.5 | 64.1 | 59.0 | 65.3 | 59.6 | 66.6 | 59.6 | 87.5 | |
| Suction PSIG ⁴ | 137 | 127 | 138 | 130 | 140 | 132 | 142 | 135 | 144 | 138 | 146 | 141 | 149 | 144 | 151 | 147 | 154 | 150 | 150 | | |
| Discharge PSIG ⁴ | 270 | 255 | 289 | 271 | 310 | 287 | 332 | 303 | 355 | 320 | 379 | 338 | 404 | 356 | 430 | 375 | 457 | 394 | 457 | | |

¹ Values listed are with ventilation package disabled
² Return air temperature °F @ Default airflow (800 CFM) for AC tests and Balanced Climate airflow (560 CFM) for dehumidification tests
³ Below 50°F, unit requires a factory or field installed low ambient control.
⁴ Suction pressure +/- 4 psi, Discharge pressure +/- 10 psi

W30HBD Cooling and Dehumidification Application Data¹

| DB/WB ² | 65°F ³ | | 70°F | | 75°F | | 80°F | | 85°F | | 90°F | | 95°F | | 100°F | | 105°F | | |
|-----------------------------|-----------------------------|--------|--------|--------|--------|--------|--------|---------|--------|---------|---------|---------|---------|---------|---------|---------|---------|----------|---------|
| | AC | Dehum | AC | Dehum | AC | Dehum | AC | Dehum | AC | Dehum | AC | Dehum | AC | Dehum | AC | Dehum | AC | Dehum | |
| 75/62.5 (50% RH) | Total Cooling Btuh | 32,400 | 15,600 | 13,600 | 30,200 | 11,200 | 29,700 | 9,400 | 28,800 | 7,100 | 27,900 | 4,800 | 27,000 | 2,300 | 26,100 | | 25,200 | | |
| | Sensible Btuh | 24,300 | 6,100 | 23,900 | 4,200 | 23,500 | 2,400 | 23,100 | 600 | 22,700 | (1,200) | 22,300 | (2,900) | 22,000 | (4,600) | 21,600 | (6,200) | 21,400 | (7,900) |
| | S/T | 0.750 | 0.391 | 0.759 | 0.309 | 0.778 | 0.214 | 0.778 | 0.064 | 0.788 | 0 | 0.799 | 0 | 0.815 | 0 | 0.828 | 0 | 0.849 | 0 |
| | Latent Btuh | 8,100 | 9,500 | 7,600 | 9,400 | 6,700 | 8,800 | 8,800 | 8,800 | 6,100 | 8,300 | 7,700 | 5,000 | 6,900 | 6,900 | 4,500 | 6,000 | 3,800 | 5,000 |
| | Lbs. H ₂ O/hr. | 7.6 | 9.0 | 7.2 | 8.9 | 6.3 | 8.3 | 6.2 | 8.3 | 5.8 | 7.8 | 5.3 | 7.3 | 4.7 | 6.5 | 4.2 | 5.7 | 3.6 | 4.7 |
| | Supply Air DB | 55.0 | 67.2 | 53.5 | 69.6 | 53.6 | 72.0 | 54.3 | 74.2 | 54.6 | 76.5 | 55.0 | 78.7 | 55.3 | 80.9 | 55.5 | 83.0 | 55.7 | 85.2 |
| | Supply Air WB | 51.4 | 55.5 | 51.8 | 56.5 | 52.2 | 57.6 | 58.4 | 59.5 | 59.5 | 61.6 | 62.7 | 64.8 | 65.3 | 67.6 | 68.7 | 70.8 | 72.9 | 75.0 |
| | Suction PSIG ⁴ | 127 | 120 | 128 | 121 | 128 | 122 | 130 | 123 | 132 | 125 | 133 | 127 | 135 | 129 | 138 | 131 | 140 | 134 |
| | Discharge PSIG ⁴ | 278 | 238 | 298 | 251 | 319 | 265 | 342 | 280 | 365 | 295 | 390 | 311 | 415 | 328 | 442 | 345 | 470 | 363 |
| | Total Cooling Btuh | 33,500 | 16,500 | 32,600 | 14,600 | 31,700 | 12,500 | 30,800 | 10,400 | 29,900 | 8,100 | 29,000 | 5,800 | 28,100 | 3,300 | 27,200 | 700 | 26,300 | |
| Sensible Btuh | 23,100 | 5,500 | 22,600 | 3,600 | 22,200 | 1,800 | 21,800 | - | 21,400 | (1,800) | 21,100 | (3,500) | 20,700 | (5,200) | 20,400 | (6,900) | 20,100 | (8,500) | |
| S/T | 0.690 | 0.33 | 0.693 | 0.25 | 0.700 | 0.14 | 0.708 | 0.00 | 0.716 | 0 | 0.728 | 0 | 0.737 | 0 | 0.750 | 0 | 0.764 | 0 | |
| Latent Btuh | 10,400 | 11,000 | 10,000 | 11,000 | 9,500 | 10,700 | 10,400 | 10,400 | 8,500 | 9,900 | 9,300 | 9,300 | 7,400 | 8,500 | 6,800 | 7,600 | 6,200 | 6,600 | |
| Lbs. H ₂ O/hr. | 9.8 | 10.4 | 9.4 | 10.4 | 9.0 | 10.1 | 8.5 | 9.8 | 8.0 | 9.3 | 7.5 | 8.8 | 7.0 | 8.0 | 6.4 | 7.2 | 5.8 | 6.2 | |
| Supply Air DB | 54.1 | 68.0 | 54.5 | 70.4 | 55.0 | 72.7 | 55.4 | 75.0 | 55.7 | 77.3 | 79.5 | 81.7 | 82.5 | 84.7 | 86.6 | 88.9 | 91.8 | 94.7 | |
| Supply Air WB | 52.7 | 56.7 | 53.1 | 57.6 | 53.5 | 58.5 | 53.8 | 59.5 | 54.2 | 60.6 | 61.6 | 61.6 | 64.8 | 65.8 | 68.1 | 70.0 | 71.9 | 73.8 | |
| Suction PSIG ⁴ | 131 | 124 | 132 | 124 | 133 | 125 | 134 | 126 | 136 | 128 | 137 | 130 | 139 | 132 | 142 | 134 | 144 | 137 | |
| Discharge PSIG ⁴ | 280 | 241 | 300 | 254 | 321 | 268 | 344 | 283 | 367 | 298 | 392 | 314 | 418 | 331 | 444 | 348 | 472 | 365 | |
| Total Cooling Btuh | 34,600 | 17,500 | 33,700 | 15,600 | 32,400 | 13,100 | 31,900 | 11,400 | 31,000 | 9,100 | 30,100 | 6,700 | 29,200 | 4,300 | 28,300 | 1,700 | 27,300 | | |
| Sensible Btuh | 21,800 | 4,800 | 21,400 | 3,000 | 21,000 | 1,100 | 20,600 | (700) | 20,200 | (2,400) | 19,800 | (4,100) | 19,500 | (5,800) | 19,200 | (7,500) | 18,900 | (9,100) | |
| S/T | 0.630 | 0.274 | 0.635 | 0.192 | 0.648 | 0.084 | 0.646 | 0 | 0.652 | 0 | 0.658 | 0 | 0.668 | 0 | 0.678 | 0 | 0.692 | 0 | |
| Latent Btuh | 12,800 | 12,700 | 12,300 | 12,600 | 11,400 | 12,000 | 11,300 | 12,100 | 10,800 | 11,500 | 10,800 | 10,800 | 9,700 | 10,100 | 9,100 | 9,200 | 8,400 | 8,200 | |
| Lbs. H ₂ O/hr. | 12.1 | 12.0 | 11.6 | 11.9 | 10.8 | 11.3 | 10.7 | 11.4 | 10.2 | 10.8 | 9.7 | 10.2 | 9.2 | 9.5 | 8.6 | 8.7 | 7.9 | 7.7 | |
| Supply Air DB | 55.1 | 68.9 | 55.6 | 71.2 | 55.7 | 73.6 | 56.4 | 75.9 | 56.8 | 78.1 | 80.3 | 82.5 | 83.4 | 85.8 | 87.7 | 90.1 | 92.9 | 95.7 | |
| Supply Air WB | 54.1 | 57.8 | 54.4 | 58.7 | 54.8 | 59.8 | 55.2 | 60.7 | 55.5 | 61.7 | 62.7 | 62.7 | 66.1 | 67.1 | 69.4 | 71.3 | 73.2 | 75.1 | |
| Suction PSIG ⁴ | 135 | 127 | 136 | 128 | 136 | 129 | 136 | 129 | 139 | 131 | 141 | 133 | 143 | 135 | 146 | 138 | 148 | 140 | |
| Discharge PSIG ⁴ | 282 | 243 | 302 | 257 | 323 | 271 | 346 | 286 | 369 | 301 | 394 | 317 | 420 | 334 | 446 | 351 | 474 | 368 | |
| Total Cooling Btuh | 35,700 | 18,500 | 34,800 | 16,500 | 33,400 | 14,100 | 33,000 | 12,300 | 32,100 | 10,100 | 31,200 | 7,700 | 30,300 | 5,300 | 29,300 | 2,700 | 28,400 | | |
| Sensible Btuh | 20,600 | 4,200 | 20,200 | 2,300 | 19,800 | 500 | 19,300 | (1,300) | 18,900 | (3,000) | 18,600 | (4,800) | 18,200 | (6,500) | 17,800 | (8,100) | 17,600 | (9,700) | |
| S/T | 0.577 | 0.23 | 0.580 | 0.14 | 0.593 | 0.04 | 0.585 | 0 | 0.589 | 0 | 0.596 | 0 | 0.601 | 0 | 0.611 | 0 | 0.620 | #DIV/0! | |
| Latent Btuh | 15,100 | 14,300 | 14,600 | 14,200 | 13,600 | 13,600 | 13,700 | 13,600 | 13,200 | 13,100 | 12,600 | 12,500 | 12,100 | 11,800 | 11,400 | 10,800 | 10,800 | 9,700 | |
| Lbs. H ₂ O/hr. | 14.2 | 13.5 | 13.8 | 13.4 | 12.8 | 12.8 | 12.9 | 12.8 | 12.4 | 12.4 | 11.9 | 11.8 | 11.4 | 11.1 | 10.8 | 10.2 | 10.2 | 9.2 | |
| Supply Air DB | 56.2 | 69.7 | 56.7 | 72.1 | 56.8 | 74.4 | 57.5 | 76.7 | 57.9 | 78.9 | 81.2 | 83.6 | 85.5 | 87.4 | 89.3 | 91.8 | 94.3 | 96.8 | |
| Supply Air WB | 55.4 | 58.9 | 55.8 | 59.8 | 56.1 | 60.9 | 56.5 | 61.8 | 56.8 | 62.8 | 63.8 | 63.8 | 67.2 | 68.2 | 70.7 | 72.6 | 74.5 | 76.4 | |
| Suction PSIG ⁴ | 139 | 130 | 140 | 131 | 140 | 132 | 142 | 133 | 143 | 134 | 145 | 136 | 147 | 138 | 149 | 141 | 152 | 144 | |
| Discharge PSIG ⁴ | 284 | 246 | 304 | 260 | 325 | 274 | 348 | 289 | 371 | 304 | 396 | 320 | 422 | 336 | 448 | 353 | 476 | 371 | |
| Total Cooling Btuh | 36,700 | 19,500 | 35,900 | 17,500 | 34,500 | 15,100 | 34,100 | 13,300 | 33,200 | 11,100 | 32,300 | 8,700 | 31,300 | 6,200 | 30,400 | 3,700 | 29,500 | 1,000 | |
| Sensible Btuh | 19,400 | 3,600 | 18,900 | 1,700 | 18,500 | (100) | 18,100 | (1,900) | 17,700 | (3,700) | 17,300 | (5,400) | 17,000 | (7,100) | 16,700 | (8,800) | 16,400 | (10,400) | |
| S/T | 0.529 | 0.185 | 0.526 | 0.097 | 0.536 | 0 | 0.531 | 0 | 0.533 | 0 | 0.536 | 0 | 0.543 | 0 | 0.549 | 0 | 0.556 | 0 | |
| Latent Btuh | 17,300 | 15,900 | 17,000 | 15,800 | 16,000 | 15,200 | 16,000 | 15,200 | 15,500 | 14,800 | 15,000 | 14,100 | 14,300 | 13,300 | 13,700 | 12,500 | 13,100 | 11,400 | |
| Lbs. H ₂ O/hr. | 16.3 | 15.0 | 16.0 | 14.9 | 15.1 | 14.3 | 15.1 | 14.3 | 14.6 | 14.0 | 14.2 | 13.3 | 13.5 | 12.5 | 12.9 | 11.8 | 12.4 | 10.8 | |
| Supply Air DB | 57.3 | 70.5 | 57.7 | 72.9 | 57.9 | 75.3 | 58.6 | 77.5 | 58.9 | 79.8 | 82.0 | 84.2 | 85.9 | 87.6 | 89.3 | 91.8 | 94.3 | 96.8 | |
| Supply Air WB | 56.7 | 60.0 | 57.1 | 60.9 | 57.4 | 62.0 | 57.8 | 62.9 | 58.1 | 63.9 | 64.9 | 64.9 | 68.3 | 69.3 | 71.8 | 73.7 | 75.6 | 77.5 | |
| Suction PSIG ⁴ | 143 | 134 | 144 | 134 | 144 | 135 | 146 | 136 | 147 | 138 | 149 | 140 | 151 | 142 | 153 | 144 | 156 | 147 | |
| Discharge PSIG ⁴ | 286 | 249 | 306 | 263 | 327 | 277 | 350 | 292 | 373 | 307 | 398 | 323 | 424 | 339 | 450 | 356 | 478 | 374 | |
| Total Cooling Btuh | 37,400 | 19,700 | 36,500 | 17,800 | 35,200 | 15,300 | 34,700 | 13,600 | 33,800 | 11,300 | 32,900 | 8,900 | 32,000 | 6,500 | 31,100 | 3,900 | 30,200 | 1,300 | |
| Sensible Btuh | 24,300 | 7,000 | 23,900 | 5,100 | 23,500 | 3,300 | 23,000 | 1,500 | 22,700 | (300) | 22,300 | (2,000) | 22,000 | (3,700) | 21,600 | (5,300) | 21,300 | (7,000) | |
| S/T | 0.650 | 0.36 | 0.655 | 0.29 | 0.668 | 0.22 | 0.663 | 0.11 | 0.672 | 0 | 0.678 | 0 | 0.688 | 0 | 0.695 | 0 | 0.705 | 0 | |
| Latent Btuh | 13,100 | 12,700 | 12,600 | 12,700 | 11,700 | 12,000 | 11,700 | 12,100 | 11,100 | 11,600 | 10,900 | 10,900 | 10,000 | 10,200 | 9,500 | 9,200 | 8,900 | 8,300 | |
| Lbs. H ₂ O/hr. | 12.4 | 12.0 | 11.9 | 12.0 | 11.0 | 11.3 | 11.0 | 11.4 | 10.5 | 10.9 | 10.0 | 10.3 | 9.4 | 9.6 | 9.0 | 8.7 | 8.4 | 7.8 | |
| Supply Air DB | 58.2 | 71.0 | 58.6 | 73.4 | 58.8 | 75.7 | 59.5 | 78.0 | 59.8 | 80.2 | 82.5 | 84.7 | 86.4 | 88.1 | 90.7 | 92.6 | 94.3 | 96.0 | |
| Supply Air WB | 56.7 | 60.1 | 57.1 | 61.0 | 57.5 | 62.1 | 57.8 | 63.0 | 58.2 | 64.0 | 64.0 | 65.1 | 68.5 | 69.5 | 72.0 | 73.9 | 75.8 | 77.7 | |
| Suction PSIG ⁴ | 145 | 134 | 146 | 134 | 146 | 135 | 148 | 136 | 150 | 138 | 152 | 140 | 154 | 144 | 156 | 144 | 158 | 147 | |
| Discharge PSIG ⁴ | 286 | 249 | 306 | 263 | 327 | 277 | 350 | 292 | 373 | 307 | 398 | 323 | 424 | 339 | 450 | 356 | 478 | 374 | |

¹ Values listed are with ventilation package disabled
² Return air temperature °F @ Default airflow (1000 CFM) for AC tests and Balanced Climate airflow (700 CFM) for dehumidification tests
³ Below 50°F, unit requires a factory or field installed low ambient control.
⁴ Suction pressure +/- 4 psi, Discharge pressure +/- 10 psi

W36HBD Cooling and Dehumidification Application Data¹

| DB/WB ² | OD Temp. Mode | | 65°F ³ | | 70°F | | 75°F | | 80°F | | 85°F | | 90°F | | 95°F | | 100°F | | 105°F | | |
|-----------------------------|-----------------------------|--------|-------------------|--------|--------|--------|--------|---------|--------|---------|---------|---------|---------|---------|---------|---------|---------|----------|----------|----------|----------|
| | AC | Dehum | AC | Dehum | AC | Dehum | AC | Dehum | AC | Dehum | AC | Dehum | AC | Dehum | AC | Dehum | AC | Dehum | AC | Dehum | |
| 75/62.5 (50% RH) | Total Cooling Btuh | 18,100 | 39,200 | 15,400 | 12,400 | 36,500 | 10,000 | 36,000 | 7,200 | 34,800 | 4,500 | 33,600 | 1,600 | 32,400 | 3,400 | 31,200 | 6,300 | 29,000 | 9,200 | 27,800 | |
| | Sensible Btuh | 29,800 | 7,400 | 29,400 | 3,500 | 27,900 | 1,400 | 27,900 | 500 | 27,400 | (2,500) | 26,900 | (4,400) | 26,300 | (6,300) | 25,700 | (8,200) | 25,100 | (10,100) | 24,500 | (12,000) |
| | SF | 0.741 | 0.409 | 0.750 | 0.816 | 0.759 | 0.828 | 0.759 | 0.816 | 0.759 | 0.816 | 0.759 | 0.816 | 0.759 | 0.816 | 0.759 | 0.816 | 0.759 | 0.816 | 0.759 | 0.816 |
| | Latent Btuh | 10,400 | 10,700 | 9,800 | 8,900 | 8,800 | 8,600 | 8,100 | 7,700 | 7,400 | 7,000 | 6,600 | 6,200 | 5,800 | 5,400 | 5,000 | 4,600 | 4,200 | 3,800 | 3,400 | 3,000 |
| | Lbs. H ₂ O/hr. | 9.8 | 10.1 | 9.2 | 8.4 | 8.3 | 8.1 | 7.6 | 7.3 | 7.0 | 6.6 | 6.4 | 6.1 | 5.8 | 5.5 | 5.2 | 4.9 | 4.6 | 4.3 | 4.0 | 3.7 |
| | Supply Air DB | 51.2 | 67.0 | 51.6 | 69.2 | 53.1 | 71.4 | 52.7 | 73.7 | 52.8 | 75.9 | 53.2 | 78.1 | 53.6 | 81.2 | 54.0 | 83.8 | 54.4 | 85.4 | 55.8 | 88.4 |
| | Supply Air WB | 50.1 | 55.2 | 50.5 | 56.4 | 51.4 | 57.5 | 51.2 | 58.7 | 51.6 | 59.8 | 52.0 | 61.0 | 52.4 | 62.1 | 52.8 | 63.2 | 53.2 | 63.4 | 53.4 | 63.4 |
| | Suction PSIG ⁴ | 126 | 117 | 127 | 119 | 128 | 120 | 129 | 122 | 130 | 124 | 132 | 126 | 133 | 129 | 135 | 131 | 137 | 131 | 137 | 131 |
| | Discharge PSIG ⁴ | 276 | 245 | 296 | 259 | 317 | 272 | 339 | 288 | 361 | 303 | 385 | 318 | 409 | 334 | 434 | 351 | 459 | 367 | 469 | 371 |
| | Total Cooling Btuh | 40,800 | 19,300 | 39,500 | 16,600 | 38,500 | 13,900 | 37,400 | 11,200 | 36,300 | 8,400 | 35,100 | 5,600 | 33,900 | 2,800 | 32,700 | 0 | 31,500 | (9,000) | (9,000) | (9,000) |
| Sensible Btuh | 27,900 | 6,700 | 27,400 | 4,600 | 26,900 | 2,600 | 26,400 | 600 | 25,900 | (1,300) | 25,400 | (3,300) | 24,900 | (5,200) | 24,300 | (7,100) | 23,700 | (9,000) | (9,000) | (9,000) | |
| SF | 0.689 | 0.35 | 0.694 | 0.28 | 0.699 | 0.19 | 0.706 | 0.05 | 0.713 | 0 | 0.724 | 0 | 0.735 | 0 | 0.743 | 0 | 0.755 | 0 | 0.767 | 0 | |
| Latent Btuh | 12,600 | 12,600 | 12,100 | 12,000 | 11,600 | 11,300 | 11,000 | 10,600 | 10,400 | 10,000 | 9,700 | 9,300 | 9,000 | 8,700 | 8,400 | 8,100 | 7,800 | 7,500 | 7,200 | 6,900 | |
| Lbs. H ₂ O/hr. | 11.9 | 11.9 | 11.4 | 11.3 | 10.9 | 10.7 | 10.4 | 10.0 | 9.8 | 9.2 | 8.8 | 8.4 | 8.1 | 7.8 | 7.5 | 7.3 | 7.0 | 6.7 | 6.5 | 6.2 | |
| Supply Air DB | 52.8 | 67.9 | 53.2 | 70.2 | 53.6 | 72.4 | 53.9 | 74.6 | 54.3 | 76.8 | 54.8 | 79.0 | 55.2 | 81.2 | 55.6 | 83.3 | 56.0 | 85.5 | 56.4 | 87.8 | |
| Supply Air WB | 51.7 | 56.2 | 52.1 | 57.4 | 52.4 | 58.6 | 52.8 | 59.8 | 53.2 | 60.9 | 53.6 | 62.0 | 54.0 | 63.1 | 54.3 | 64.2 | 54.7 | 65.3 | 55.1 | 66.0 | |
| Suction PSIG ⁴ | 130 | 121 | 131 | 122 | 132 | 124 | 133 | 126 | 134 | 128 | 135 | 130 | 137 | 132 | 138 | 135 | 140 | 137 | 140 | 137 | |
| Discharge PSIG ⁴ | 277 | 248 | 297 | 262 | 318 | 276 | 340 | 291 | 362 | 306 | 386 | 321 | 410 | 337 | 435 | 354 | 460 | 371 | 463 | 371 | |
| Total Cooling Btuh | 40,800 | 20,500 | 39,800 | 17,800 | 38,800 | 14,800 | 37,100 | 12,400 | 36,000 | 9,600 | 35,400 | 6,800 | 34,200 | 4,000 | 33,000 | 1,100 | 31,700 | (9,800) | (9,800) | (9,800) | |
| Sensible Btuh | 25,900 | 5,900 | 25,400 | 3,800 | 25,000 | 2,000 | 23,800 | (100) | 23,800 | (2,100) | 23,500 | (4,100) | 22,900 | (6,000) | 22,300 | (7,900) | 21,800 | (9,800) | (9,800) | (9,800) | |
| SF | 0.635 | 0.288 | 0.638 | 0.213 | 0.639 | 0.135 | 0.642 | 0 | 0.656 | 0 | 0.664 | 0 | 0.670 | 0 | 0.676 | 0 | 0.688 | 0 | 0.700 | 0 | |
| Latent Btuh | 14,900 | 14,600 | 14,400 | 14,000 | 13,800 | 12,800 | 12,500 | 12,200 | 11,900 | 11,700 | 11,300 | 10,900 | 10,600 | 10,300 | 10,000 | 9,700 | 9,400 | 9,100 | 8,800 | 8,500 | |
| Lbs. H ₂ O/hr. | 14.1 | 13.8 | 13.6 | 13.2 | 13.1 | 12.5 | 12.1 | 11.8 | 11.5 | 11.1 | 10.7 | 10.3 | 10.0 | 9.7 | 9.4 | 9.1 | 8.8 | 8.5 | 8.2 | 7.9 | |
| Supply Air DB | 54.4 | 68.9 | 54.7 | 71.1 | 56.3 | 73.3 | 55.9 | 75.6 | 55.9 | 77.8 | 56.3 | 80.0 | 56.7 | 82.1 | 57.2 | 84.3 | 57.6 | 86.4 | 57.9 | 88.5 | |
| Supply Air WB | 53.3 | 57.3 | 53.6 | 58.5 | 54.5 | 59.6 | 54.4 | 60.8 | 54.8 | 62.0 | 55.1 | 63.1 | 55.5 | 64.2 | 55.9 | 66.3 | 56.3 | 67.4 | 57.1 | 68.5 | |
| Suction PSIG ⁴ | 133 | 124 | 134 | 126 | 135 | 127 | 136 | 129 | 137 | 131 | 139 | 133 | 140 | 136 | 142 | 138 | 144 | 141 | 144 | 141 | |
| Discharge PSIG ⁴ | 278 | 251 | 298 | 265 | 319 | 278 | 341 | 294 | 364 | 309 | 387 | 324 | 411 | 340 | 436 | 357 | 461 | 374 | 463 | 374 | |
| Total Cooling Btuh | 41,100 | 21,600 | 40,100 | 19,000 | 39,300 | 15,900 | 37,300 | 13,500 | 36,900 | 10,800 | 35,700 | 8,000 | 34,500 | 5,200 | 33,300 | 2,300 | 32,000 | (10,600) | (10,600) | (10,600) | |
| Sensible Btuh | 23,900 | 5,100 | 23,500 | 3,100 | 23,000 | 1,200 | 21,800 | (900) | 22,000 | (2,900) | 21,500 | (4,800) | 20,900 | (6,800) | 20,400 | (8,700) | 19,800 | (10,600) | (10,600) | (10,600) | |
| SF | 0.582 | 0.24 | 0.586 | 0.16 | 0.634 | 0.08 | 0.584 | 0 | 0.596 | 0 | 0.602 | 0 | 0.606 | 0 | 0.613 | 0 | 0.619 | 0 | 0.626 | 0 | |
| Latent Btuh | 17,200 | 16,500 | 16,600 | 15,900 | 16,300 | 14,700 | 15,500 | 14,400 | 14,900 | 13,700 | 14,200 | 12,800 | 13,600 | 12,200 | 12,900 | 11,700 | 12,200 | 11,000 | 11,000 | 10,000 | |
| Lbs. H ₂ O/hr. | 16.2 | 15.6 | 15.7 | 15.0 | 15.2 | 13.9 | 14.6 | 13.6 | 14.1 | 12.9 | 13.4 | 12.1 | 12.8 | 11.3 | 12.2 | 10.4 | 11.5 | 9.4 | 9.4 | 8.4 | |
| Supply Air DB | 55.9 | 69.8 | 56.3 | 72.1 | 57.9 | 74.2 | 57.5 | 76.5 | 57.5 | 78.7 | 57.9 | 80.9 | 58.3 | 83.1 | 58.7 | 85.2 | 59.2 | 87.4 | 59.2 | 89.6 | |
| Supply Air WB | 54.8 | 58.4 | 55.2 | 59.5 | 56.1 | 60.6 | 56.0 | 61.9 | 56.3 | 63.0 | 56.7 | 64.1 | 57.1 | 65.2 | 57.5 | 66.3 | 57.9 | 67.4 | 57.9 | 69.9 | |
| Suction PSIG ⁴ | 137 | 128 | 138 | 129 | 139 | 131 | 140 | 133 | 141 | 135 | 142 | 137 | 144 | 139 | 145 | 142 | 147 | 144 | 147 | 144 | |
| Discharge PSIG ⁴ | 279 | 254 | 299 | 268 | 320 | 282 | 342 | 297 | 365 | 312 | 388 | 328 | 412 | 343 | 437 | 360 | 462 | 377 | 463 | 377 | |
| Total Cooling Btuh | 41,400 | 22,800 | 40,400 | 20,100 | 39,600 | 17,100 | 37,600 | 14,700 | 37,100 | 11,900 | 36,000 | 9,200 | 34,800 | 6,300 | 33,600 | 3,500 | 32,300 | (11,300) | (11,300) | (11,300) | |
| Sensible Btuh | 22,000 | 4,300 | 21,500 | 2,300 | 21,100 | 400 | 19,900 | (1,700) | 20,100 | (3,700) | 19,500 | (5,600) | 19,000 | (7,500) | 18,400 | (9,400) | 17,800 | (11,300) | (11,300) | (11,300) | |
| SF | 0.531 | 0.189 | 0.532 | 0.114 | 0.577 | 0.023 | 0.529 | 0 | 0.542 | 0 | 0.542 | 0 | 0.546 | 0 | 0.548 | 0 | 0.551 | 0 | 0.554 | 0 | |
| Latent Btuh | 19,400 | 18,500 | 18,900 | 17,800 | 18,500 | 16,700 | 17,700 | 16,400 | 17,000 | 15,600 | 16,500 | 14,800 | 15,800 | 13,800 | 15,200 | 12,900 | 14,500 | 11,900 | 11,900 | 11,900 | |
| Lbs. H ₂ O/hr. | 18.3 | 17.5 | 17.8 | 16.8 | 17.6 | 15.8 | 16.7 | 15.5 | 16.0 | 14.7 | 15.6 | 14.0 | 14.9 | 13.0 | 14.3 | 12.2 | 13.7 | 11.2 | 11.2 | 10.2 | |
| Supply Air DB | 57.5 | 70.8 | 57.9 | 73.0 | 59.4 | 75.2 | 59.0 | 77.5 | 59.1 | 79.7 | 59.5 | 81.9 | 59.9 | 84.1 | 60.3 | 86.2 | 60.7 | 88.3 | 60.7 | 90.9 | |
| Supply Air WB | 56.4 | 59.4 | 56.8 | 60.6 | 57.6 | 61.7 | 57.5 | 62.9 | 57.9 | 64.1 | 58.3 | 65.2 | 58.7 | 66.3 | 59.1 | 67.4 | 59.4 | 68.5 | 59.4 | 71.6 | |
| Suction PSIG ⁴ | 141 | 132 | 141 | 133 | 142 | 134 | 143 | 136 | 144 | 138 | 146 | 141 | 147 | 143 | 149 | 145 | 151 | 148 | 148 | 148 | |
| Discharge PSIG ⁴ | 280 | 257 | 300 | 271 | 321 | 285 | 343 | 300 | 366 | 315 | 389 | 331 | 413 | 347 | 438 | 363 | 464 | 380 | 463 | 380 | |
| Total Cooling Btuh | 46,200 | 23,600 | 45,200 | 20,900 | 41,300 | 17,900 | 42,400 | 15,500 | 41,900 | 12,700 | 40,800 | 9,900 | 39,600 | 7,100 | 38,400 | 4,300 | 37,100 | (14,000) | (14,000) | (14,000) | |
| Sensible Btuh | 28,500 | 8,200 | 28,000 | 6,100 | 27,500 | 4,300 | 26,400 | 2,200 | 26,600 | 200 | 26,000 | (1,800) | 25,500 | (3,700) | 24,900 | (5,600) | 24,300 | (7,500) | (7,500) | (7,500) | |
| SF | 0.617 | 0.35 | 0.619 | 0.29 | 0.666 | 0.24 | 0.623 | 0.14 | 0.635 | 0.02 | 0.637 | 0 | 0.644 | 0 | 0.648 | 0 | 0.655 | 0 | 0.662 | 0 | |
| Latent Btuh | 17,700 | 15,400 | 17,200 | 14,800 | 13,800 | 13,600 | 16,000 | 13,300 | 15,300 | 12,500 | 14,800 | 11,700 | 14,100 | 10,800 | 13,500 | 9,900 | 12,800 | 8,900 | 8,900 | 8,900 | |
| Lbs. H ₂ O/hr. | 16.7 | 14.5 | 16.2 | 14.0 | 13.0 | 12.8 | 15.1 | 12.5 | 14.4 | 11.8 | 14.0 | 11.0 | 13.3 | 10.2 | 12.7 | 9.3 | 12.1 | 8.4 | 8.4 | 7.4 | |
| Supply Air DB | 55.9 | 71.3 | 56.3 | 73.5 | 57.8 | 75.7 | 57.4 | 80.2 | 57.4 | 82.4 | 57.9 | 82.4 | 58.3 | 84.5 | 58.7 | 86.7 | 59.1 | 88.8 | 59.1 | 91.0 | |
| Supply Air WB | 54.4 | 59.4 | 54.8 | 60.6 | 56.6 | 61.7 | 56.5 | 62.9 | 56.9 | 64.1 | 57.3 | 65.2 | 57.7 | 66.3 | 58.1 | 67.4 | 58.5 | 68.5 | 58.5 | 71.6 | |
| Suction PSIG ⁴ | 141 | 132 | 142 | 133 | 143 | 135 | 144 | 137 | 145 | 139 | 146 | 141 | 148 | 143 | 149 | 146 | 151 | 149 | 149 | 149 | |
| Discharge PSIG ⁴ | 279 | 256 | 300 | 270 | 321 | 284 | 343</ | | | | | | | | | | | | | | |

W42HCD Cooling and Dehumidification Application Data¹

| DB/WB ² | OD Temp. Mode | | 65°F | | 70°F | | 75°F | | 80°F | | 85°F | | 90°F | | 95°F | | 100°F | | 105°F | | | |
|-----------------------------|-----------------------------|--------|--------|--------|--------|--------|--------|---------|--------|---------|--------|---------|--------|---------|--------|----------|--------|----------|--------|----------|--------|--------|
| | AC | Dehum | AC | Dehum | AC | Dehum | AC | Dehum | AC | Dehum | AC | Dehum | AC | Dehum | AC | Dehum | AC | Dehum | AC | Dehum | | |
| 75/62.5 (50% RH) | Total Cooling Btuh | 47,200 | 21,800 | 18,400 | 42,900 | 12,000 | 41,500 | 8,900 | 40,000 | 5,900 | 38,500 | 3,000 | 37,000 | 100 | 35,400 | | | | | | | |
| | Sensible Btuh | 34,700 | 8,600 | 6,400 | 32,700 | 1,900 | 32,100 | 0 | 31,500 | (2,500) | 30,900 | (4,800) | 30,300 | (7,000) | 29,700 | (9,300) | | | | | | |
| | S/T | 0.735 | 0.394 | 0.742 | 0.348 | 0.756 | 0.271 | 0.762 | 0.158 | 0.773 | 0 | 0.788 | 0 | 0.803 | 0 | 0.819 | 0 | 0.839 | 0 | 0.859 | 0 | 0.879 |
| | Latent Btuh | 12,500 | 13,200 | 12,000 | 10,800 | 11,300 | 10,200 | 9,400 | 9,200 | 8,500 | 8,400 | 7,600 | 7,800 | 7,100 | 6,600 | 6,000 | 5,500 | 5,000 | 4,500 | 4,000 | 3,500 | 3,000 |
| | Lbs. H ₂ O/hr | 11.8 | 12.5 | 11.1 | 11.3 | 10.2 | 10.7 | 9.6 | 9.5 | 8.7 | 8.0 | 7.9 | 7.2 | 6.3 | 6.7 | 6.2 | 5.4 | 5.4 | 5.4 | 5.4 | 5.4 | 5.4 |
| | Supply Air DB | 51.7 | 66.7 | 52.1 | 68.9 | 52.5 | 71.0 | 53.0 | 73.3 | 53.4 | 75.4 | 53.9 | 77.6 | 54.3 | 79.7 | 54.7 | 81.8 | 55.2 | 83.9 | 55.2 | 83.9 | 55.2 |
| | Supply Air WB | 50.4 | 60.4 | 51.1 | 68.2 | 51.1 | 77.2 | 51.6 | 85.5 | 52.0 | 93.6 | 52.4 | 102.1 | 52.8 | 111.3 | 53.2 | 120.6 | 53.7 | 130.1 | 54.6 | 140.6 | 55.6 |
| | Suction PSIG ⁴ | 123 | 113 | 124 | 115 | 124 | 117 | 126 | 119 | 128 | 121 | 130 | 123 | 131 | 126 | 133 | 128 | 135 | 131 | 135 | 131 | 135 |
| | Discharge PSIG ⁴ | 276 | 248 | 296 | 262 | 315 | 277 | 339 | 292 | 362 | 308 | 387 | 325 | 412 | 341 | 439 | 359 | 466 | 377 | 466 | 377 | 466 |
| | Total Cooling Btuh | 48,500 | 23,400 | 47,100 | 20,100 | 45,700 | 16,800 | 44,200 | 13,700 | 42,800 | 11,600 | 41,300 | 9,600 | 39,800 | 7,600 | 38,300 | 5,600 | 36,800 | 3,600 | 35,300 | 1,600 | 33,800 |
| Sensible Btuh | 32,900 | 7,600 | 32,200 | 5,400 | 31,500 | 3,200 | 30,800 | 1,000 | 30,200 | (2,000) | 29,600 | (3,500) | 29,000 | (5,000) | 28,400 | (6,500) | 27,800 | (8,000) | 27,200 | (9,500) | 26,600 | |
| S/T | 0.678 | 0.32 | 0.684 | 0.27 | 0.689 | 0.19 | 0.697 | 0.07 | 0.706 | 0 | 0.717 | 0 | 0.729 | 0 | 0.742 | 0 | 0.757 | 0 | 0.771 | 0 | 0.786 | |
| Latent Btuh | 15,600 | 15,800 | 14,900 | 14,700 | 14,200 | 13,600 | 13,400 | 12,700 | 12,600 | 11,800 | 11,700 | 11,100 | 10,800 | 10,300 | 9,900 | 9,700 | 9,400 | 9,000 | 8,900 | 8,900 | 8,900 | |
| Lbs. H ₂ O/hr | 14.7 | 14.9 | 14.1 | 13.9 | 13.4 | 12.8 | 12.6 | 12.0 | 11.9 | 11.1 | 11.0 | 10.5 | 10.2 | 9.7 | 9.3 | 9.2 | 9.2 | 9.2 | 9.2 | 9.2 | 9.2 | |
| Supply Air DB | 52.9 | 67.6 | 53.3 | 69.8 | 53.8 | 72.0 | 54.2 | 74.2 | 54.6 | 76.4 | 55.1 | 78.5 | 55.5 | 80.6 | 56.0 | 82.8 | 56.4 | 84.9 | 56.4 | 84.9 | 56.4 | |
| Supply Air WB | 51.8 | 61.8 | 52.2 | 70.2 | 52.6 | 80.2 | 53.0 | 90.2 | 53.4 | 100.2 | 53.8 | 110.2 | 54.2 | 120.2 | 54.6 | 130.2 | 55.0 | 140.2 | 55.4 | 150.2 | 55.8 | |
| Suction PSIG ⁴ | 126 | 116 | 127 | 118 | 128 | 120 | 130 | 122 | 131 | 124 | 133 | 126 | 135 | 129 | 136 | 131 | 138 | 134 | 138 | 134 | 138 | |
| Discharge PSIG ⁴ | 278 | 251 | 297 | 265 | 318 | 280 | 341 | 295 | 364 | 311 | 388 | 327 | 414 | 344 | 440 | 362 | 468 | 379 | 468 | 379 | 468 | |
| Total Cooling Btuh | 49,800 | 25,000 | 48,400 | 21,700 | 46,800 | 18,700 | 45,500 | 15,300 | 44,100 | 12,200 | 42,600 | 9,200 | 41,100 | 6,200 | 39,600 | 3,400 | 38,000 | 600 | 36,400 | 0 | 34,800 | |
| Sensible Btuh | 31,000 | 6,700 | 30,300 | 4,500 | 29,600 | 2,300 | 29,000 | 0 | 28,300 | (2,200) | 27,700 | (4,400) | 27,100 | (6,700) | 26,500 | (8,900) | 25,900 | (11,200) | 25,300 | (13,500) | 24,700 | |
| S/T | 0.622 | 0.268 | 0.626 | 0.207 | 0.632 | 0.123 | 0.637 | 0.000 | 0.642 | 0 | 0.650 | 0 | 0.659 | 0 | 0.669 | 0 | 0.684 | 0 | 0.694 | 0 | 0.709 | |
| Latent Btuh | 18,800 | 18,300 | 18,100 | 17,200 | 17,200 | 16,400 | 16,500 | 15,300 | 15,800 | 14,400 | 14,900 | 13,600 | 14,000 | 12,900 | 13,100 | 12,300 | 12,000 | 11,800 | 12,000 | 12,000 | 11,800 | |
| Lbs. H ₂ O/hr | 17.7 | 17.3 | 17.1 | 16.2 | 16.2 | 15.5 | 15.6 | 14.4 | 14.9 | 13.6 | 14.1 | 12.8 | 13.2 | 12.2 | 12.4 | 11.6 | 11.3 | 11.1 | 11.3 | 11.1 | 11.1 | |
| Supply Air DB | 54.1 | 68.5 | 54.6 | 70.7 | 54.9 | 72.9 | 55.4 | 75.1 | 55.9 | 77.3 | 56.3 | 79.4 | 56.7 | 81.6 | 57.2 | 83.7 | 57.6 | 85.8 | 57.6 | 85.8 | 57.6 | |
| Supply Air WB | 53.2 | 67.1 | 53.6 | 71.1 | 53.9 | 79.2 | 54.3 | 87.5 | 54.7 | 96.8 | 55.1 | 105.9 | 55.6 | 115.0 | 56.0 | 124.1 | 56.4 | 133.2 | 56.8 | 142.3 | 57.2 | |
| Suction PSIG ⁴ | 129 | 119 | 130 | 121 | 131 | 122 | 133 | 125 | 135 | 127 | 136 | 129 | 138 | 132 | 140 | 134 | 142 | 137 | 142 | 137 | 142 | |
| Discharge PSIG ⁴ | 279 | 253 | 299 | 268 | 318 | 282 | 342 | 298 | 366 | 314 | 390 | 330 | 415 | 347 | 442 | 364 | 470 | 382 | 470 | 382 | 470 | |
| Total Cooling Btuh | 51,100 | 26,700 | 49,700 | 23,400 | 48,100 | 20,400 | 46,800 | 16,900 | 45,400 | 13,800 | 43,900 | 10,800 | 42,400 | 7,900 | 40,900 | 5,000 | 39,300 | 2,200 | 37,700 | 0 | 36,100 | |
| Sensible Btuh | 29,100 | 5,700 | 28,400 | 3,500 | 27,800 | 1,300 | 27,100 | (900) | 26,500 | (3,200) | 25,800 | (5,400) | 25,200 | (7,600) | 24,700 | (9,900) | 24,100 | (12,100) | 23,600 | (14,400) | 23,100 | |
| S/T | 0.569 | 0.21 | 0.571 | 0.15 | 0.578 | 0.06 | 0.579 | 0 | 0.584 | 0 | 0.588 | 0 | 0.594 | 0 | 0.604 | 0 | 0.613 | 0 | 0.623 | 0 | 0.632 | |
| Latent Btuh | 22,000 | 21,000 | 21,300 | 19,900 | 20,300 | 19,100 | 19,700 | 17,800 | 18,900 | 17,000 | 18,100 | 16,200 | 17,200 | 15,500 | 16,200 | 14,900 | 15,200 | 14,300 | 14,300 | 14,300 | 14,300 | |
| Lbs. H ₂ O/hr | 20.8 | 19.8 | 20.1 | 18.8 | 19.2 | 18.0 | 18.6 | 16.8 | 17.8 | 16.0 | 17.1 | 15.3 | 16.2 | 14.6 | 15.3 | 14.1 | 14.3 | 13.5 | 13.5 | 13.5 | 13.5 | |
| Supply Air DB | 55.4 | 69.5 | 55.8 | 71.7 | 56.1 | 73.8 | 56.6 | 76.0 | 57.1 | 78.2 | 57.5 | 80.3 | 58.0 | 82.5 | 58.4 | 84.6 | 58.8 | 86.7 | 58.8 | 86.7 | 58.8 | |
| Supply Air WB | 54.6 | 68.1 | 54.9 | 72.1 | 55.3 | 80.2 | 55.7 | 88.6 | 56.1 | 97.5 | 56.5 | 106.4 | 56.9 | 115.3 | 57.4 | 124.2 | 57.8 | 133.1 | 58.2 | 142.0 | 58.6 | |
| Suction PSIG ⁴ | 133 | 123 | 134 | 124 | 134 | 125 | 136 | 128 | 138 | 130 | 140 | 132 | 141 | 135 | 143 | 137 | 145 | 139 | 145 | 139 | 145 | |
| Discharge PSIG ⁴ | 281 | 256 | 301 | 271 | 320 | 285 | 344 | 301 | 367 | 317 | 392 | 333 | 417 | 350 | 444 | 367 | 472 | 385 | 472 | 385 | 472 | |
| Total Cooling Btuh | 52,400 | 28,300 | 51,000 | 25,000 | 49,400 | 22,000 | 48,100 | 18,600 | 46,700 | 15,500 | 45,200 | 12,500 | 43,700 | 9,500 | 42,200 | 6,600 | 40,600 | 3,900 | 39,000 | 1,200 | 37,400 | |
| Sensible Btuh | 27,200 | 4,800 | 26,600 | 2,600 | 25,900 | 400 | 25,200 | (1,900) | 24,600 | (4,100) | 24,000 | (6,400) | 23,400 | (8,600) | 22,800 | (10,800) | 22,200 | (13,100) | 21,600 | (15,400) | 21,000 | |
| S/T | 0.519 | 0.170 | 0.522 | 0.104 | 0.524 | 0.018 | 0.524 | 0 | 0.527 | 0 | 0.531 | 0 | 0.535 | 0 | 0.540 | 0 | 0.547 | 0 | 0.554 | 0 | 0.561 | |
| Latent Btuh | 25,200 | 23,500 | 24,400 | 22,400 | 23,500 | 21,600 | 22,900 | 20,500 | 22,100 | 19,600 | 21,200 | 18,900 | 20,300 | 18,100 | 19,400 | 17,400 | 18,400 | 17,000 | 18,000 | 16,600 | 17,000 | |
| Lbs. H ₂ O/hr | 23.8 | 22.2 | 23.0 | 21.1 | 22.2 | 20.4 | 21.6 | 19.3 | 20.8 | 18.5 | 20.0 | 17.8 | 19.2 | 17.1 | 18.3 | 16.4 | 17.4 | 16.0 | 16.0 | 16.0 | 16.0 | |
| Supply Air DB | 56.6 | 70.4 | 57.0 | 72.6 | 57.3 | 74.7 | 57.9 | 77.0 | 58.3 | 79.1 | 58.7 | 81.3 | 59.2 | 83.4 | 59.6 | 85.5 | 60.1 | 87.6 | 60.1 | 87.6 | 60.1 | |
| Supply Air WB | 55.9 | 69.1 | 56.3 | 73.1 | 56.6 | 81.2 | 57.1 | 89.0 | 57.5 | 96.9 | 57.9 | 104.8 | 58.3 | 112.7 | 58.7 | 120.6 | 59.2 | 128.5 | 59.6 | 136.4 | 60.0 | |
| Suction PSIG ⁴ | 136 | 125 | 137 | 127 | 138 | 128 | 140 | 131 | 141 | 133 | 143 | 135 | 145 | 137 | 146 | 140 | 148 | 142 | 148 | 142 | 148 | |
| Discharge PSIG ⁴ | 283 | 259 | 303 | 273 | 321 | 288 | 346 | 304 | 369 | 319 | 393 | 336 | 419 | 353 | 445 | 370 | 473 | 388 | 473 | 388 | 473 | |
| Total Cooling Btuh | 52,800 | 28,400 | 51,500 | 25,100 | 49,900 | 22,200 | 48,600 | 18,700 | 47,200 | 15,600 | 45,700 | 12,600 | 44,200 | 9,700 | 42,700 | 6,800 | 41,100 | 4,000 | 39,500 | 1,100 | 37,900 | |
| Sensible Btuh | 33,800 | 9,500 | 33,200 | 7,300 | 32,500 | 5,100 | 31,800 | 2,800 | 31,200 | (1,000) | 30,600 | (3,200) | 30,000 | (5,400) | 29,400 | (7,600) | 28,800 | (10,000) | 28,200 | (12,400) | 27,600 | |
| S/T | 0.640 | 0.33 | 0.645 | 0.29 | 0.651 | 0.23 | 0.654 | 0.15 | 0.661 | 0.04 | 0.670 | 0 | 0.679 | 0 | 0.689 | 0 | 0.701 | 0 | 0.713 | 0 | 0.725 | |
| Latent Btuh | 19,000 | 18,900 | 18,300 | 17,800 | 17,400 | 17,100 | 16,800 | 15,900 | 16,000 | 15,000 | 15,100 | 14,200 | 14,200 | 13,600 | 13,300 | 12,900 | 12,300 | 12,400 | 12,300 | 12,400 | 12,400 | |
| Lbs. H ₂ O/hr | 17.9 | 17.8 | 17.3 | 16.8 | 16.4 | 16.1 | 15.8 | 15.0 | 15.1 | 14.2 | 14.2 | 13.4 | 13.4 | 12.8 | 12.5 | 12.2 | 11.6 | 11.7 | 11.6 | 11.7 | 11.7 | |
| Supply Air DB | 57.1 | 70.8 | 57.5 | 73.9 | 57.9 | 75.1 | 58.4 | 77.3 | 58.8 | 79.5 | 59.3 | 81.6 | 59.7 | 83.8 | 60.2 | 85.9 | 60.6 | 88.0 | 60.6 | 88.0 | 60.6 | |
| | | | | | | | | | | | | | | | | | | | | | | |

W48HCD Cooling and Dehumidification Application Data¹

| DB/WB ² | 65°F ³ | | 70°F | | 75°F | | 80°F | | 85°F | | 90°F | | 95°F | | 100°F | | 105°F | | | | |
|-----------------------------|-----------------------------|--------|--------|--------|--------|--------|--------|--------|--------|---------|--------|---------|--------|---------|---------|----------|--------|----------|----------|---------|-------|
| | AC | Dehum | A/C | Dehum | A/C | Dehum | A/C | Dehum | A/C | Dehum | A/C | Dehum | A/C | Dehum | A/C | Dehum | A/C | Dehum | | | |
| 75/62.5 (50% RH) | Total Cooling Btuh | 26,200 | 51,500 | 42,200 | 47,700 | 16,800 | 45,800 | 13,300 | 44,000 | 9,600 | 42,200 | 5,800 | 40,400 | 4,200 | 38,700 | 3,500 | 37,000 | 3,000 | (8,400) | | |
| | Sensible Btuh | 40,000 | 11,600 | 39,200 | 9,400 | 38,600 | 8,200 | 38,000 | 7,000 | 37,400 | 6,000 | 36,800 | 5,200 | 36,200 | 4,600 | 35,600 | 4,000 | 35,000 | 3,400 | (8,400) | |
| | SF | 0.748 | 0.443 | 0.761 | 0.405 | 0.777 | 0.416 | 0.790 | 0.286 | 0.806 | 0.173 | 0.820 | 0 | 0.834 | 0 | 0.851 | 0 | 0.866 | 0 | 0.886 | 0 |
| | Latent Btuh | 13,500 | 14,600 | 13,800 | 13,800 | 11,100 | 11,500 | 12,000 | 8,900 | 11,000 | 9,800 | 9,800 | 7,000 | 8,600 | 7,000 | 6,000 | 7,400 | 5,200 | 6,000 | 4,000 | 6,000 |
| | Lbs. H2O/hr. | 12.7 | 13.8 | 11.6 | 13.0 | 10.5 | 10.8 | 9.4 | 11.3 | 8.4 | 10.4 | 7.5 | 9.2 | 6.6 | 8.1 | 5.7 | 7.0 | 4.9 | 5.7 | 4.9 | 5.7 |
| | Supply Air DB | 51.8 | 65.4 | 52.2 | 67.2 | 52.5 | 68.2 | 53.0 | 69.0 | 53.5 | 70.0 | 54.0 | 70.5 | 54.5 | 71.0 | 55.0 | 71.5 | 55.5 | 72.0 | 56.0 | 72.5 |
| | Supply Air WB | 50.8 | 54.6 | 51.2 | 55.6 | 51.5 | 55.6 | 51.9 | 57.7 | 52.4 | 58.7 | 53.3 | 59.8 | 54.3 | 60.9 | 55.8 | 62.0 | 57.5 | 63.0 | 58.5 | 64.0 |
| | Suction PSIG ⁴ | 128 | 118 | 129 | 119 | 131 | 118 | 132 | 122 | 133 | 123 | 134 | 125 | 136 | 127 | 137 | 129 | 139 | 131 | 142 | 134 |
| | Discharge PSIG ⁴ | 285 | 257 | 305 | 270 | 326 | 282 | 349 | 300 | 372 | 315 | 397 | 332 | 422 | 349 | 449 | 367 | 476 | 386 | 500 | 400 |
| | Total Cooling Btuh | 54,900 | 27,900 | 52,900 | 24,900 | 50,900 | 21,900 | 49,000 | 18,500 | 47,200 | 15,000 | 45,300 | 11,300 | 43,500 | 7,500 | 41,800 | 3,500 | 40,100 | 3,000 | (9,700) | |
| Sensible Btuh | 37,700 | 10,300 | 37,000 | 8,100 | 36,200 | 5,800 | 35,400 | 3,500 | 34,600 | 1,000 | 33,800 | 1,600 | 33,000 | 33,000 | (4,200) | 32,100 | 31,200 | (6,900) | (9,700) | | |
| SF | 0.687 | 0.37 | 0.699 | 0.33 | 0.711 | 0.27 | 0.722 | 0.19 | 0.733 | 0.07 | 0.746 | 0 | 0.759 | 0 | 0.768 | 0 | 0.778 | 0 | 0.788 | 0 | |
| Latent Btuh | 17,200 | 17,600 | 15,900 | 16,800 | 14,700 | 16,000 | 13,600 | 15,000 | 12,600 | 14,000 | 14,000 | 12,900 | 11,700 | 10,500 | 9,200 | 8,000 | 7,000 | 6,000 | 5,000 | 4,000 | |
| Lbs. H2O/hr. | 16.2 | 16.6 | 15.0 | 15.8 | 13.9 | 15.1 | 12.8 | 14.2 | 11.9 | 13.2 | 10.8 | 12.2 | 9.9 | 9.9 | 11.0 | 9.2 | 8.4 | 7.5 | 6.6 | 5.7 | |
| Supply Air DB | 53.1 | 66.5 | 53.4 | 68.3 | 53.8 | 69.4 | 54.2 | 70.2 | 54.7 | 71.2 | 55.2 | 72.2 | 55.7 | 73.2 | 56.3 | 77.4 | 57.5 | 78.4 | 80.6 | 82.9 | |
| Supply Air WB | 52.2 | 55.7 | 52.5 | 56.7 | 52.9 | 57.7 | 53.3 | 58.7 | 53.7 | 59.8 | 54.2 | 60.9 | 54.7 | 62.0 | 56.3 | 64.2 | 57.5 | 64.3 | 63.1 | 65.4 | |
| Suction PSIG ⁴ | 132 | 121 | 133 | 122 | 134 | 123 | 135 | 125 | 136 | 127 | 138 | 128 | 139 | 130 | 141 | 132 | 142 | 134 | 142 | 134 | |
| Discharge PSIG ⁴ | 287 | 261 | 307 | 274 | 329 | 288 | 351 | 303 | 375 | 319 | 399 | 335 | 424 | 352 | 451 | 370 | 478 | 389 | 500 | 400 | |
| Total Cooling Btuh | 56,300 | 29,500 | 54,300 | 26,600 | 52,400 | 23,100 | 50,400 | 20,100 | 48,500 | 16,700 | 46,700 | 13,000 | 44,900 | 9,200 | 43,100 | 5,200 | 41,400 | 4,400 | 1,000 | | |
| Sensible Btuh | 35,500 | 8,900 | 34,700 | 6,700 | 34,100 | 5,500 | 33,200 | 2,100 | 32,400 | (400) | 31,600 | (2,900) | 30,700 | (5,500) | 29,900 | (8,300) | 29,000 | (11,100) | (11,100) | | |
| SF | 0.631 | 0.302 | 0.639 | 0.282 | 0.651 | 0.238 | 0.659 | 0.104 | 0.668 | 0 | 0.677 | 0 | 0.684 | 0 | 0.694 | 0 | 0.700 | 0 | 0.700 | | |
| Latent Btuh | 20,800 | 20,600 | 19,600 | 19,900 | 18,300 | 17,600 | 17,200 | 18,000 | 16,100 | 15,100 | 15,900 | 14,200 | 14,700 | 14,200 | 13,200 | 13,500 | 12,400 | 12,100 | 12,100 | | |
| Lbs. H2O/hr. | 19.6 | 19.4 | 18.5 | 18.8 | 17.3 | 16.6 | 16.2 | 17.0 | 15.2 | 16.1 | 15.2 | 15.0 | 13.4 | 13.9 | 12.5 | 12.7 | 11.7 | 11.4 | 11.4 | | |
| Supply Air DB | 54.3 | 67.6 | 54.7 | 69.4 | 55.0 | 70.4 | 55.5 | 71.3 | 55.9 | 72.3 | 56.4 | 73.3 | 57.0 | 74.0 | 57.5 | 79.0 | 58.1 | 64.0 | 65.4 | | |
| Supply Air WB | 53.5 | 56.8 | 53.9 | 57.8 | 54.2 | 57.8 | 54.6 | 59.8 | 55.1 | 60.9 | 55.5 | 62.0 | 56.0 | 63.1 | 56.5 | 64.2 | 57.1 | 65.4 | 64.2 | | |
| Suction PSIG ⁴ | 135 | 124 | 136 | 125 | 137 | 124 | 138 | 128 | 139 | 130 | 141 | 131 | 142 | 133 | 144 | 135 | 145 | 138 | 138 | | |
| Discharge PSIG ⁴ | 289 | 264 | 309 | 277 | 331 | 289 | 353 | 307 | 377 | 322 | 401 | 339 | 427 | 356 | 453 | 374 | 480 | 393 | 500 | | |
| Total Cooling Btuh | 57,600 | 31,200 | 55,600 | 28,300 | 53,800 | 24,800 | 51,800 | 21,800 | 49,900 | 18,300 | 48,100 | 14,700 | 46,300 | 10,900 | 44,500 | 6,900 | 42,800 | 2,700 | 2,700 | | |
| Sensible Btuh | 33,200 | 7,600 | 32,500 | 5,400 | 31,900 | 4,200 | 30,900 | 700 | 30,100 | (1,700) | 29,300 | (4,300) | 28,500 | (6,900) | 27,600 | (9,600) | 26,700 | (12,400) | (12,400) | | |
| SF | 0.576 | 0.24 | 0.585 | 0.19 | 0.593 | 0.17 | 0.597 | 0.03 | 0.603 | 0 | 0.609 | 0 | 0.616 | 0 | 0.620 | 0 | 0.624 | 0 | 0 | | |
| Latent Btuh | 24,400 | 23,600 | 23,100 | 22,900 | 21,900 | 20,600 | 20,900 | 21,100 | 19,800 | 20,000 | 18,800 | 19,000 | 17,800 | 17,800 | 16,900 | 16,500 | 16,100 | 15,100 | 15,100 | | |
| Lbs. H2O/hr. | 23.0 | 22.3 | 21.8 | 21.6 | 20.7 | 19.4 | 19.7 | 19.9 | 18.7 | 18.9 | 17.7 | 17.9 | 16.8 | 16.8 | 15.9 | 15.6 | 15.2 | 14.2 | 14.2 | | |
| Supply Air DB | 55.5 | 68.7 | 55.9 | 70.5 | 56.3 | 71.5 | 56.7 | 74.4 | 57.2 | 76.4 | 57.7 | 78.5 | 58.2 | 80.6 | 58.8 | 82.8 | 59.3 | 85.1 | 85.1 | | |
| Supply Air WB | 54.9 | 57.9 | 55.2 | 58.9 | 55.5 | 58.9 | 56.0 | 60.9 | 56.4 | 62.0 | 56.9 | 63.0 | 57.4 | 64.2 | 57.9 | 65.3 | 58.4 | 66.4 | 66.4 | | |
| Suction PSIG ⁴ | 138 | 127 | 139 | 129 | 140 | 127 | 141 | 131 | 142 | 133 | 144 | 135 | 145 | 137 | 147 | 139 | 148 | 141 | 141 | | |
| Discharge PSIG ⁴ | 291 | 268 | 311 | 281 | 333 | 293 | 355 | 310 | 379 | 326 | 403 | 342 | 429 | 359 | 455 | 377 | 483 | 396 | 500 | | |
| Total Cooling Btuh | 59,000 | 32,900 | 57,000 | 30,000 | 55,100 | 26,500 | 53,200 | 23,500 | 51,300 | 20,000 | 49,400 | 16,400 | 47,600 | 12,500 | 45,900 | 8,500 | 44,200 | 4,400 | 4,400 | | |
| Sensible Btuh | 31,000 | 6,200 | 30,200 | 4,000 | 29,600 | 2,800 | 28,700 | (600) | 27,900 | (3,100) | 27,100 | (5,600) | 26,200 | (8,200) | 25,400 | (11,000) | 24,500 | (13,800) | (13,800) | | |
| SF | 0.525 | 0.188 | 0.530 | 0.133 | 0.537 | 0.106 | 0.539 | 0 | 0.544 | 0 | 0.549 | 0 | 0.550 | 0 | 0.553 | 0 | 0.554 | 0 | 0 | | |
| Latent Btuh | 28,000 | 26,700 | 26,800 | 26,000 | 25,500 | 23,700 | 24,500 | 24,100 | 23,400 | 23,100 | 22,300 | 22,000 | 21,400 | 20,700 | 20,500 | 19,500 | 19,700 | 18,200 | 18,200 | | |
| Lbs. H2O/hr. | 26.4 | 25.2 | 25.3 | 24.5 | 24.1 | 22.4 | 23.1 | 22.7 | 22.1 | 21.8 | 21.0 | 20.8 | 20.2 | 19.5 | 19.3 | 18.4 | 18.6 | 17.2 | 17.2 | | |
| Supply Air DB | 56.8 | 69.8 | 57.1 | 71.6 | 57.5 | 72.6 | 58.0 | 75.5 | 58.4 | 77.5 | 58.9 | 79.6 | 59.4 | 81.7 | 60.0 | 83.9 | 60.6 | 86.2 | 86.2 | | |
| Supply Air WB | 56.2 | 59.0 | 56.6 | 60.0 | 56.9 | 60.0 | 57.4 | 62.0 | 57.8 | 63.0 | 58.2 | 64.1 | 58.7 | 65.2 | 59.2 | 66.4 | 59.8 | 67.5 | 67.5 | | |
| Suction PSIG ⁴ | 141 | 131 | 142 | 132 | 143 | 131 | 144 | 134 | 146 | 136 | 147 | 138 | 148 | 140 | 150 | 142 | 152 | 144 | 144 | | |
| Discharge PSIG ⁴ | 293 | 271 | 314 | 284 | 335 | 296 | 358 | 314 | 381 | 329 | 405 | 346 | 431 | 363 | 457 | 381 | 485 | 400 | 500 | | |
| Total Cooling Btuh | 59,600 | 34,700 | 57,600 | 31,800 | 55,700 | 28,300 | 53,700 | 25,300 | 51,800 | 21,800 | 50,000 | 18,200 | 48,200 | 14,400 | 46,400 | 10,400 | 44,700 | 6,200 | 6,200 | | |
| Sensible Btuh | 39,500 | 12,300 | 38,700 | 10,100 | 38,100 | 8,900 | 37,200 | 5,500 | 36,400 | 3,000 | 35,500 | 500 | 34,700 | (2,100) | 33,800 | (4,900) | 33,000 | (7,700) | (7,700) | | |
| SF | 0.663 | 0.35 | 0.672 | 0.32 | 0.684 | 0.31 | 0.693 | 0.22 | 0.703 | 0.14 | 0.710 | 0.03 | 0.720 | 0 | 0.728 | 0 | 0.738 | 0 | 0 | | |
| Latent Btuh | 20,100 | 22,400 | 18,900 | 21,700 | 17,600 | 19,400 | 16,500 | 19,800 | 15,400 | 18,800 | 14,500 | 17,700 | 13,500 | 16,500 | 12,600 | 15,300 | 11,700 | 13,900 | 13,900 | | |
| Lbs. H2O/hr. | 19.0 | 21.1 | 17.8 | 20.5 | 16.6 | 18.3 | 15.6 | 18.7 | 14.5 | 17.7 | 13.7 | 16.7 | 12.7 | 15.6 | 11.9 | 14.4 | 11.0 | 13.1 | 13.1 | | |
| Supply Air DB | 57.5 | 70.8 | 57.9 | 72.6 | 58.2 | 73.6 | 58.7 | 76.5 | 59.1 | 78.5 | 59.6 | 80.6 | 60.2 | 82.8 | 60.7 | 85.0 | 61.3 | 87.2 | 87.2 | | |
| Supply Air WB | 56.5 | 59.0 | 56.9 | 60.0 | 57.2 | 60.0 | 57.7 | 62.0 | 58.1 | 63.1 | 58.6 | 64.1 | 59.0 | 65.2 | 59.6 | 66.4 | 60.1 | 67.5 | 67.5 | | |
| Suction PSIG ⁴ | 142 | 133 | 143 | 134 | 144 | 133 | 145 | 137 | 147 | 139 | 148 | 140 | 150 | 142 | 151 | 144 | 153 | 146 | 146 | | |
| Discharge PSIG ⁴ | 292 | 271 | 313 | 285 | 334 | 297 | 357 | 314 | 380 | 330 | 405 | 346 | 430 | 363 | 456 | 381 | 484 | 400 | 500 | | |

¹ Values listed are with ventilation package disabled
² Return air temperature °F @ Default airflow (1550 CFM) for AC tests and Balanced Climate airflow (1060 CFM) for dehumidification tests
³ Below 50°F, unit requires a factory or field installed low ambient control.
⁴ Suction pressure +/- 4 psi, Discharge pressure +/- 10 psi

W60HCD Cooling and Dehumidification Application Data¹

| DB/WB ² | OD Temp. Mode | | 65°F ³ | | 70°F | | 75°F | | 80°F | | 85°F | | 90°F | | 95°F | | 100°F | | 105°F | | | | | | |
|-----------------------------|-----------------------------|--------|-------------------|--------|--------|----------|--------|--------|--------|--------|--------|--------|--------|--------|--------|--------|--------|--------|--------|--------|--------|--------|--------|--------|---|
| | AC | Dehum | AC | Dehum | AC | Dehum | AC | Dehum | AC | Dehum | AC | Dehum | AC | Dehum | AC | Dehum | AC | Dehum | AC | Dehum | | | | | |
| 75/62.5 (50% RH) | Total Cooling Btuh | 63,100 | 31,800 | 28,300 | 59,700 | 26,000 | 58,200 | 21,200 | 56,300 | 17,500 | 54,300 | 13,700 | 52,200 | 9,900 | 50,000 | 6,000 | 47,700 | 2,000 | 45,700 | 0 | 43,700 | | | | |
| | Sensible Btuh | 46,500 | 14,100 | 11,600 | 45,300 | 9,200 | 44,400 | 6,700 | 43,600 | 4,100 | 42,700 | 1,600 | 41,700 | 0 | 40,700 | 0 | 39,600 | 0 | 38,500 | 0 | 37,400 | 0 | | | |
| | S/T | 0.737 | 0.443 | 0.410 | 0.759 | 0.354 | 0.763 | 0.316 | 0.774 | 0.234 | 0.786 | 0.117 | 0.799 | 0 | 0.814 | 0 | 0.830 | 0 | 0.846 | 0 | 0.862 | 0 | | | |
| | Latent Btuh | 16,600 | 17,700 | 15,700 | 14,400 | 16,800 | 13,800 | 14,500 | 12,700 | 13,400 | 11,600 | 12,100 | 10,500 | 10,900 | 9,300 | 7,700 | 6,100 | 4,500 | 2,900 | 1,300 | 0 | 0 | 0 | | |
| | Lbs. H2O/hr. | 15.7 | 16.7 | 14.8 | 15.8 | 13.6 | 15.0 | 13.7 | 12.0 | 14.2 | 12.6 | 13.4 | 11.4 | 12.6 | 10.9 | 9.9 | 8.8 | 7.6 | 6.4 | 5.2 | 4.0 | 2.8 | 1.6 | | |
| | Supply Air DB | 50.9 | 64.8 | 51.3 | 66.5 | 51.7 | 67.6 | 52.1 | 70.2 | 52.5 | 72.0 | 52.9 | 73.9 | 53.4 | 75.8 | 53.8 | 77.7 | 54.3 | 79.7 | 54.8 | 81.7 | 55.3 | 83.6 | | |
| | Supply Air WB | 49.9 | 54.4 | 50.3 | 55.3 | 50.7 | 55.7 | 51.1 | 58.2 | 51.4 | 58.2 | 51.8 | 59.1 | 52.2 | 60.1 | 52.2 | 61.1 | 53.1 | 62.1 | 54.1 | 63.1 | 55.1 | 64.1 | | |
| | Suction PSIG ⁴ | 124 | 114 | 125 | 116 | 127 | 118 | 127 | 120 | 129 | 123 | 130 | 125 | 131 | 127 | 132 | 129 | 134 | 132 | 139 | 134 | 141 | 137 | 144 | |
| | Discharge PSIG ⁴ | 284 | 267 | 305 | 282 | 328 | 296 | 348 | 312 | 371 | 328 | 371 | 328 | 344 | 361 | 447 | 379 | 474 | 398 | 474 | 398 | 474 | 398 | 474 | |
| | Total Cooling Btuh | 64,600 | 33,700 | 30,300 | 61,400 | 26,700 | 59,700 | 23,100 | 57,800 | 19,500 | 55,800 | 15,700 | 53,700 | 11,900 | 51,500 | 8,000 | 49,100 | 4,000 | 46,900 | 0 | 44,700 | 0 | 42,500 | | |
| Sensible Btuh | 43,900 | 12,600 | 10,200 | 42,500 | 7,700 | 41,800 | 5,200 | 41,000 | 2,700 | 40,100 | 0 | 39,100 | 0 | 38,000 | 0 | 36,900 | 0 | 35,800 | 0 | 34,700 | 0 | 33,600 | 0 | | |
| S/T | 0.680 | 0.37 | 0.34 | 0.692 | 0.29 | 0.700 | 0.23 | 0.709 | 0.14 | 0.719 | 0.01 | 0.728 | 0 | 0.738 | 0 | 0.752 | 0 | 0.766 | 0 | 0.780 | 0 | 0.794 | 0 | | |
| Latent Btuh | 20,700 | 21,100 | 19,900 | 18,900 | 19,000 | 17,900 | 16,800 | 16,800 | 16,800 | 15,700 | 15,600 | 14,600 | 14,400 | 13,500 | 13,100 | 12,200 | 11,800 | 11,100 | 10,400 | 9,700 | 9,000 | 8,300 | 7,600 | | |
| Lbs. H2O/hr. | 19.5 | 19.9 | 18.8 | 19.0 | 17.8 | 19.1 | 16.9 | 18.7 | 15.8 | 18.4 | 14.7 | 16.8 | 15.8 | 14.8 | 13.6 | 12.7 | 12.4 | 11.5 | 11.1 | 10.4 | 9.7 | 9.0 | 8.3 | 7.6 | |
| Supply Air DB | 52.3 | 65.8 | 52.6 | 67.6 | 53.0 | 69.4 | 53.4 | 71.2 | 53.8 | 73.1 | 54.3 | 74.9 | 54.7 | 76.8 | 55.2 | 78.8 | 55.7 | 80.7 | 56.2 | 82.7 | 56.7 | 84.7 | 57.2 | 86.7 | |
| Supply Air WB | 51.4 | 55.4 | 51.7 | 56.4 | 52.1 | 57.3 | 52.5 | 58.3 | 52.9 | 59.2 | 53.3 | 60.2 | 53.7 | 61.2 | 54.1 | 62.2 | 54.6 | 63.1 | 55.1 | 66.1 | 55.6 | 68.1 | 56.1 | 70.1 | |
| Suction PSIG ⁴ | 127 | 118 | 129 | 120 | 130 | 122 | 131 | 124 | 132 | 126 | 133 | 128 | 135 | 130 | 136 | 133 | 137 | 135 | 141 | 137 | 144 | 139 | 141 | 147 | |
| Discharge PSIG ⁴ | 287 | 271 | 307 | 285 | 329 | 300 | 351 | 315 | 374 | 331 | 398 | 348 | 423 | 365 | 449 | 383 | 477 | 401 | 477 | 401 | 477 | 401 | 477 | 401 | |
| Total Cooling Btuh | 66,100 | 35,700 | 32,200 | 62,700 | 29,900 | 61,100 | 25,100 | 59,200 | 25,000 | 57,300 | 21,400 | 55,200 | 17,700 | 53,100 | 14,000 | 50,900 | 10,300 | 48,700 | 6,600 | 46,500 | 2,900 | 44,300 | 0 | 42,100 | |
| Sensible Btuh | 41,200 | 11,200 | 9,000 | 40,000 | 6,300 | 39,100 | 3,800 | 38,300 | 1,200 | 37,400 | 0 | 36,500 | 0 | 35,600 | 0 | 34,700 | 0 | 33,800 | 0 | 32,900 | 0 | 32,000 | 0 | 31,100 | 0 |
| S/T | 0.623 | 0.314 | 0.270 | 0.638 | 0.211 | 0.640 | 0.151 | 0.647 | 0.056 | 0.653 | 0 | 0.659 | 0 | 0.669 | 0 | 0.678 | 0 | 0.688 | 0 | 0.698 | 0 | 0.708 | 0 | 0.718 | 0 |
| Latent Btuh | 24,900 | 24,500 | 24,000 | 22,700 | 23,600 | 22,000 | 21,300 | 20,900 | 20,200 | 19,900 | 19,000 | 18,800 | 18,800 | 17,700 | 17,500 | 16,500 | 16,300 | 15,200 | 15,000 | 14,000 | 13,800 | 12,700 | 12,500 | 11,400 | |
| Lbs. H2O/hr. | 23.5 | 23.1 | 22.6 | 22.2 | 21.4 | 22.3 | 20.8 | 20.1 | 19.7 | 19.1 | 18.8 | 17.9 | 17.7 | 16.7 | 16.5 | 15.6 | 15.4 | 14.3 | 14.1 | 13.1 | 12.9 | 11.9 | 11.7 | 10.6 | |
| Supply Air DB | 53.6 | 66.9 | 54.0 | 68.6 | 54.4 | 69.7 | 54.8 | 72.3 | 55.2 | 74.1 | 55.6 | 76.0 | 56.1 | 77.9 | 56.5 | 79.8 | 57.0 | 81.8 | 57.5 | 84.4 | 58.0 | 87.3 | 58.8 | 91.1 | |
| Supply Air WB | 52.9 | 56.5 | 53.2 | 57.5 | 53.6 | 57.9 | 53.9 | 59.4 | 54.3 | 60.3 | 54.7 | 61.3 | 55.1 | 62.3 | 55.6 | 63.2 | 56.0 | 64.2 | 56.5 | 69.5 | 57.0 | 74.5 | 57.5 | 81.0 | |
| Suction PSIG ⁴ | 131 | 124 | 132 | 123 | 134 | 125 | 134 | 127 | 136 | 129 | 137 | 132 | 138 | 134 | 139 | 136 | 140 | 138 | 144 | 140 | 144 | 141 | 144 | 148 | |
| Discharge PSIG ⁴ | 290 | 274 | 310 | 289 | 333 | 303 | 353 | 319 | 376 | 335 | 401 | 351 | 426 | 368 | 452 | 386 | 479 | 405 | 479 | 405 | 479 | 405 | 479 | 405 | |
| Total Cooling Btuh | 67,600 | 37,700 | 34,200 | 64,100 | 31,900 | 62,600 | 27,000 | 60,700 | 23,400 | 58,700 | 19,600 | 56,600 | 15,800 | 54,400 | 11,900 | 52,100 | 8,000 | 49,800 | 4,100 | 47,500 | 2,200 | 45,300 | 0 | 43,100 | |
| Sensible Btuh | 38,600 | 9,700 | 7,300 | 37,400 | 4,800 | 36,500 | 2,300 | 35,700 | 200 | 34,800 | 0 | 33,900 | 0 | 33,000 | 0 | 32,100 | 0 | 31,200 | 0 | 30,300 | 0 | 29,400 | 0 | 28,500 | 0 |
| S/T | 0.571 | 0.26 | 0.21 | 0.583 | 0.15 | 0.583 | 0.09 | 0.588 | 0 | 0.593 | 0 | 0.597 | 0 | 0.603 | 0 | 0.607 | 0 | 0.613 | 0 | 0.619 | 0 | 0.625 | 0 | 0.631 | 0 |
| Latent Btuh | 29,000 | 28,000 | 26,900 | 26,700 | 27,100 | 26,100 | 24,700 | 25,000 | 23,600 | 23,900 | 22,400 | 22,800 | 22,800 | 21,200 | 21,600 | 20,500 | 19,900 | 18,900 | 18,300 | 17,200 | 16,600 | 15,900 | 15,200 | 14,500 | |
| Lbs. H2O/hr. | 27.4 | 26.4 | 25.4 | 25.2 | 25.6 | 24.6 | 23.3 | 23.6 | 22.3 | 22.5 | 21.1 | 21.5 | 21.1 | 20.0 | 20.4 | 19.3 | 18.8 | 17.5 | 17.1 | 16.0 | 15.4 | 14.7 | 14.1 | 13.5 | |
| Supply Air DB | 55.0 | 67.9 | 55.3 | 69.7 | 55.7 | 70.8 | 56.1 | 73.3 | 56.5 | 75.2 | 57.0 | 77.0 | 57.4 | 78.9 | 57.9 | 80.9 | 58.4 | 82.8 | 58.9 | 86.3 | 59.4 | 90.8 | 60.9 | 95.3 | |
| Supply Air WB | 54.3 | 57.6 | 54.7 | 58.5 | 55.0 | 58.9 | 55.4 | 60.4 | 55.8 | 61.4 | 56.2 | 62.4 | 56.6 | 63.3 | 57.0 | 64.3 | 57.5 | 65.3 | 57.9 | 69.3 | 58.4 | 74.7 | 60.5 | 79.0 | |
| Suction PSIG ⁴ | 134 | 124 | 135 | 126 | 138 | 128 | 138 | 131 | 139 | 133 | 140 | 135 | 141 | 137 | 143 | 139 | 144 | 142 | 148 | 144 | 148 | 144 | 148 | 144 | |
| Discharge PSIG ⁴ | 292 | 278 | 312 | 292 | 335 | 306 | 356 | 322 | 379 | 338 | 403 | 355 | 428 | 372 | 455 | 390 | 482 | 408 | 482 | 408 | 482 | 408 | 482 | 408 | |
| Total Cooling Btuh | 69,000 | 39,600 | 36,100 | 65,600 | 33,800 | 64,100 | 29,000 | 62,200 | 25,300 | 60,200 | 21,600 | 58,100 | 17,700 | 55,900 | 13,800 | 53,600 | 9,900 | 51,300 | 5,000 | 49,000 | 1,100 | 46,700 | 0 | 44,400 | |
| Sensible Btuh | 35,900 | 8,300 | 5,800 | 34,700 | 3,400 | 33,800 | 900 | 33,000 | 1,700 | 32,100 | 0 | 31,200 | 0 | 30,300 | 0 | 29,400 | 0 | 28,500 | 0 | 27,600 | 0 | 26,700 | 0 | 25,800 | 0 |
| S/T | 0.520 | 0.210 | 0.161 | 0.529 | 0.101 | 0.527 | 0.031 | 0.531 | 0 | 0.533 | 0 | 0.535 | 0 | 0.538 | 0 | 0.541 | 0 | 0.545 | 0 | 0.549 | 0 | 0.553 | 0 | 0.557 | 0 |
| Latent Btuh | 33,100 | 31,300 | 30,300 | 30,900 | 30,400 | 30,300 | 28,100 | 29,200 | 27,000 | 28,100 | 25,800 | 27,000 | 24,500 | 24,800 | 23,200 | 22,900 | 21,700 | 21,600 | 20,700 | 20,000 | 19,000 | 18,000 | 17,000 | 16,000 | |
| Lbs. H2O/hr. | 31.2 | 29.5 | 30.4 | 28.6 | 29.2 | 28.7 | 28.6 | 26.5 | 27.5 | 26.5 | 25.5 | 24.3 | 23.1 | 23.2 | 22.3 | 21.9 | 21.2 | 20.8 | 20.3 | 19.3 | 18,600 | 17,600 | 16,600 | 15,600 | |
| Supply Air DB | 56.3 | 69.0 | 56.7 | 70.7 | 57.1 | 71.8 | 57.5 | 74.4 | 57.9 | 76.2 | 58.3 | 78.1 | 58.8 | 80.0 | 59.3 | 81.9 | 59.7 | 83.9 | 60.2 | 83.9 | 60.2 | 83.9 | 60.2 | 83.9 | |
| Supply Air WB | 55.8 | 58.7 | 56.1 | 59.6 | 56.5 | 60.0 | 56.8 | 61.5 | 57.2 | 62.5 | 57.6 | 63.4 | 58.1 | 64.4 | 58.5 | 65.4 | 58.9 | 66.4 | 59.4 | 66.4 | 59.4 | 66.4 | 59.4 | 66.4 | |
| Suction PSIG ⁴ | 138 | 128 | 139 | 130 | 141 | 131 | 141 | 134 | 142 | 136 | 144 | 138 | 145 | 140 | 146 | 143 | 147 | 145 | 151 | 147 | 151 | 147 | 151 | 147 | |
| Discharge PSIG ⁴ | 295 | 281 | 315 | 296 | 338 | 310 | 358 | 326 | 382 | 342 | 406 | 358 | 431 | 375 | 457 | 393 | 484 | 412 | 484 | 412 | 484 | 412 | 484 | 412 | |
| Total Cooling Btuh | 69,600 | 41,700 | 38,200 | 66,200 | 35,900 | 64,700 | 31,100 | 62,800 | 27,400 | 60,800 | 23,700 | 58,700 | 19,800 | 56,500 | 15,900 | 54,200 | 12,000 | 51,900 | 8,100 | 49,600 | 4,200 | 47,300 | 0 | 45,000 | |
| Sensible Btuh | 45,900 | 14,800 | 12,400 | 44,700 | 9,900 | 43,800</ | | | | | | | | | | | | | | | | | | | |

**TABLE 3
Dehumidification Relay Logic Board**

| Energize on Unit Terminal Strip | Mode | Occupied/ Unoccupied | Inputs to the Board | | | | | Outputs from the Board | | |
|---------------------------------|--|-------------------------|---------------------|---|----|----|---|------------------------|-----|-----|
| | | | Y | B | W2 | A1 | D | RV | TWV | YO |
| Y1, G | 1st Stage Cooling | Unoccupied | X | | | | | | | X |
| Y1, G, A | 1st Stage Cooling | Occupied | X | | | X | | | | X |
| Y1, G, A, D | 1st Stage Cooling w/Dehum ① | Occupied | X | | | X | X | | | X |
| Y1, G, D | 1st Stage Cooling w/Dehum ① | Unoccupied | X | | | | X | | | X |
| Y1, G, B/W1 | 1st Stage Heat Pump | Unoccupied | X | X | | | | X | | X |
| Y1, G, B/W1, A | 1st Stage Heat Pump | Occupied | X | X | | X | | X | | X |
| Y1, G, B/W1, A, D | 1st Stage Heat Pump w/Dehum ② | Occupied | X | X | | X | X | | X | X |
| Y1, G, B/W1, D | 1st Stage Heat Pump w/Dehum | Unoccupied | X | X | | | X | X | | X |
| Y1, G, B/W1, W2 | 2nd Stage Heat Pump w/Strips | Unoccupied | X | X | X | | | X | | X |
| Y1, G, B/W1, W2, A | 2nd Stage Heat Pump w/Strips | Occupied | X | X | X | X | | X | | X |
| Y1, G, B/W1, W2, A, D | 2nd Stage Heat Pump w/Strips and Dehum ③ | Occupied | X | X | X | X | X | X | | X |
| Y1, G, B/W1, W2, D | 2nd Stage Heat Pump w/Strips and Dehum ③ | Unoccupied | X | X | X | | X | X | | X |
| D | Dehum | Unoccupied | | | | | X | | X ④ | X ④ |
| D, A | Dehum | Occupied | | | | X | X | | X | X |

- ① Cooling takes precedence over dehumidification. A cooling call cancels dehumidification.
 - ② When occupied (for either jumper position), dehumidification takes precedence over first stage heating.
 - ③ A second stage heating call always takes precedence over dehumidification.
 - ④ The relay logic board has a jumper (J1) on it to choose between “any-time dehumidification” and “occupied dehumidification”. The factory default is P1-P2. With the jumper in the P1-P2 position, dehumidification is available any time there is a “D” input to the relay logic board. With the jumper in the P2-P3 position, dehumidification is available when there is an occupancy signal to the “A1” terminal, “D” would also need to be energized to dehumidify.
- Refer to sequence of operation. In most cases cooling and heating modes take priority over dehumidification.

TABLE 4
Optional Accessories

| | W24HBDA | W24HBDB | W24HBDC | W30HBDA | W30HBDB | W30HBDC | W36HBDA | W36HBDB | W36HBDC | W42HCDA | W42HCDB | W42HCDC | W48HCDA | W48HCDB | W48HCDC | W60HCDA | W60HCDB | W60HCDC |
|--|------------|---------|---------|---------|---------|---------|---------|---------|---------|---------|---------|---------|---------|---------|---------|---------|---------|---------|
| Heater Kits | EHW2HB-B05 | X | | | | | | | | | | | | | | | | |
| | EHW2HB-C05 | | X | | | | | | | | | | | | | | | |
| | EHW2HBDA05 | | | X | | | | | | | | | | | | | | |
| | EHW2TH-A04 | X | | | | | | | | | | | | | | | | |
| | EHW2TH-A08 | X | | | | | | | | | | | | | | | | |
| | EHW3HBDA05 | | | | | | X | | | | | | | | | | | |
| | EHW3HBDA10 | | | | X | | X | | | | | | | | | | | |
| | EHW3HBDB05 | | | | X | | | X | | | | | | | | | | |
| | EHW3HBDB09 | | | | X | | | X | | | | | | | | | | |
| | EHW3HBDC05 | | | | | X | | | X | | | | | | | | | |
| | EHW3HBDC09 | | | | | X | | | X | | | | | | | | | |
| | EHW3HC-A05 | | | | | | | | | X | | | | | | | | |
| | EHW3HC-B05 | | | | | | | | | | X | | | | | | | |
| | EHW3HC-C05 | | | | | | | | | | | | | | X | | | |
| | EHW3HCDA10 | | | | | | | | | X | | | | | | | | |
| | EHW3HCDA15 | | | | | | | | | X | | | | | | | | |
| | EHW3HCDB09 | | | | | | | | | | X | | | | | | | |
| | EHW3HCDB15 | | | | | | | | | | X | | | | | | | |
| | EHW3HCDC05 | | | | | | | | | | | X | | | | | | |
| | EHW3HCDC09 | | | | | | | | | | | X | | | | | | |
| | EHW3HCDC15 | | | | | | | | | | | X | | | | | | |
| | EHW4HC-B09 | | | | | | | | | | | | | X | | | | |
| | EHW4HC-C09 | | | | | | | | | | | | | | X | | | |
| | EHW4HCDA05 | | | | | | | | | | | | X | | | | | |
| | EHW4HCDA15 | | | | | | | | | | | | X | | | | | |
| | EHW4HCDB05 | | | | | | | | | | | | | X | | | | |
| | EHW4HCDB15 | | | | | | | | | | | | | X | | | | |
| | EHW4HCDC15 | | | | | | | | | | | | | | X | | | |
| | EHW6HC-B15 | | | | | | | | | | | | | | | | | X |
| | EHW6HCDA05 | | | | | | | | | | | | | | | | X | |
| | EHW6HCDA10 | | | | | | | | | | | X | | | | | X | |
| | EHW6HCDA15 | | | | | | | | | | | | | | | | X | |
| | EHW6HCDB09 | | | | | | | | | | | | | | | | | X |
| EHW6HCDC09 | | | | | | | | | | | | | | | | | X | |
| EHW6HCDC15 | | | | | | | | | | | | | | | | | X | |
| Circuit Breaker (WMCB) & Pull Disconnect (WMPD) | WMCB-02B | X | | | | | | | | | | | | | | | | |
| | WMCB-03A | X | | | | | | | | | | | | | | | | |
| | WMCB-03B | | | | X | | X | | | | | | | | | | | |
| | WMCB-05A | | | X | | | | | | | | | | | | | | |
| | WMCB-06A | | | | | | X | | | | | | | | | | | |
| | WMCBC-05B | | | | | | | | | X | | | X | | | | | |
| | WMCBC-06C | | | | | | | | | | X | | | X | | | X | |
| | WMCBC-07A | | | | | | | | | X | | | | | | | | |
| | WMCBC-08A | | | | | | | | | | | X | | | | | | |
| | WMCBC-08B | | | | | | | | | | | | | | | | X | |
| | WMCBC-09A | | | | | | | | | | | | | | | | X | |
| WMPD-01C | | X | | | X | | | X | | | | | | | | | | |

TABLE 5A
Electrical Specifications – Dehumidification Models

| Model | Rated Volts & Phase | No. Field Power Circuits | Single Circuit | | | | Dual Circuit | | | | | | | |
|------------------------------|---------------------|--------------------------|----------------------------|---------------------------------------|-------------------------|---------------|----------------------------|--------|---|--------|-------------------------|--------|--------------------|--------|
| | | | ① Minimum Circuit Ampacity | ② Maximum External Fuse or Ckt. Brkr. | ③ Field Power Wire Size | ④ Ground Wire | ① Minimum Circuit Ampacity | | ② Maximum External Fuse or Ckt. Breaker | | ③ Field Power Wire Size | | ④ Ground Wire Size | |
| | | | | | | | Ckt. A | Ckt. B | Ckt. A | Ckt. B | Ckt. A | Ckt. B | Ckt. A | Ckt. B |
| W24HBDA00, A0Z A04 A08 | 230/208-1 | 1 | 19 | 25 | 10 | 10 | | | | | | | | |
| | | 1 | 40 | 45 | 8 | 10 | | | | | | | | |
| | | 1 or 2 | 61 | 70 | 6 | 8 | 42 | 19 | 45 | 25 | 8 | 10 | 10 | 10 |
| W24HBDB00, B0Z B05 | 230/208-3 | 1 | 15 | 20 | 12 | 12 | | | | | | | | |
| | | 1 | 30 | 30 | 10 | 10 | | | | | | | | |
| W24HBDC00, C0Z C05 | 460-3 | 1 | 8 | 15 | 14 | 14 | | | | | | | | |
| | | 1 | 16 | 20 | 12 | 12 | | | | | | | | |
| W30HBDA00, A0Z A05 A10 | 230/208-1 | 1 | 24 | 35 | 8 | 10 | | | | | | | | |
| | | 1 | 50 | 50 | 8 | 10 | | | | | | | | |
| | | 1 or 2 | 76 | 80 | 4 | 8 | 50 | 26 | 60 | 30 | 8 | 10 | 10 | 10 |
| W30HBDB00, B0Z B05 B09 | 230/208-3 | 1 | 18 | 25 | 10 | 10 | | | | | | | | |
| | | 1 | 33 | 35 | 8 | 10 | | | | | | | | |
| | | 1 | 45 | 50 | 8 | 10 | | | | | | | | |
| W30HBDC00, C0Z C05 C09 | 460-3 | 1 | 9 | 15 | 14 | 14 | | | | | | | | |
| | | 1 | 16 | 20 | 12 | 12 | | | | | | | | |
| | | 1 | 22 | 25 | 10 | 10 | | | | | | | | |
| W36HBDA00, A0Z A05 A10 | 230/208-1 | 1 | 28 | 40 | 8 | 10 | | | | | | | | |
| | | 1 | 54 | 60 | 6 | 10 | | | | | | | | |
| | | 1 or 2 | 80 | 80 | 4 | 8 | 54 | 26 | 60 | 30 | 6 | 10 | 10 | 10 |
| W36HBDB00, B0Z B05 B09 | 230/208-3 | 1 | 20 | 25 | 10 | 10 | | | | | | | | |
| | | 1 | 35 | 40 | 8 | 10 | | | | | | | | |
| | | 1 | 47 | 50 | 8 | 10 | | | | | | | | |
| W36HBDC00, C0Z C05 C09 | 460-3 | 1 | 11 | 15 | 14 | 14 | | | | | | | | |
| | | 1 | 19 | 20 | 12 | 12 | | | | | | | | |
| | | 1 | 24 | 25 | 10 | 10 | | | | | | | | |

① These "Minimum Circuit Ampacity" values are to be used for sizing the field power conductors. Refer to the National Electrical code (latest version), Article 310 for power conductor sizing. **CAUTION:** When more than one field power circuit is run through one conduit, the conductors must be derated. Pay special attention to note 8 of Table 310 regarding Ampacity Adjustment Factors when more than three (3) current carrying conductors are in a raceway.

② Maximum size of the time delay fuse or circuit breaker for protection of field wiring conductors.

③ Based on 75°copper wire. All wiring must conform to the National Electrical Code and all local codes.

NOTE: The Maximum Overcurrent Protection (MOCP) value listed is the maximum value as per UL 1995 calculations for MOCP (branch-circuit conductor sizes in this chart are based on this MOCP). The actual factory-installed overcurrent protective device (circuit breaker) in this model may be lower than the maximum UL 1995 allowable MOCP value, but still above the UL 1995 minimum calculated value or Minimum Circuit Ampacity (MCA) listed.

IMPORTANT: While this electrical data is presented as a guide, it is important to electrically connect properly sized fuses and conductor wires in accordance with the National Electrical Code and all local codes.

TABLE 5B
Electrical Specifications – Dehumidification Models

| Model | Rated Volts & Phase | No. Field Power Circuits | Single Circuit | | | | Dual Circuit | | | | | | | | |
|---------------------------------------|---------------------|--------------------------|----------------------------|---------------------------------------|-------------------------|---------------|----------------------------|--------|---|--------|-------------------------|--------|--------------------|--------|--|
| | | | ① Minimum Circuit Ampacity | ② Maximum External Fuse or Ckt. Brkr. | ③ Field Power Wire Size | ④ Ground Wire | ① Minimum Circuit Ampacity | | ② Maximum External Fuse or Ckt. Breaker | | ③ Field Power Wire Size | | ④ Ground Wire Size | | |
| | | | | | | | Ckt. A | Ckt. B | Ckt. A | Ckt. B | Ckt. A | Ckt. B | Ckt. A | Ckt. B | |
| W42HCDA00, A0Z A05 A10 ⑤ A15 | 230/208-1 | 1 | 34 | 45 | 8 | 10 | | | | | | | | | |
| | | 1 | 60 | 60 | 6 | 10 | | | | | | | | | |
| | | 1 or 2 | 86 | 90 | 3 | 8 | 34 | 52 | 40 | 60 | 8 | 6 | 10 | 10 | |
| | | 1 or 2 | 86 | 90 | 3 | 8 | 34 | 52 | 40 | 60 | 8 | 6 | 10 | 10 | |
| W42HCDB00, B0Z B05 B09 ④ B15 | 230/208-3 | 1 | 25 | 35 | 8 | 10 | | | | | | | | | |
| | | 1 | 41 | 45 | 8 | 10 | | | | | | | | | |
| | | 1 | 53 | 60 | 6 | 10 | | | | | | | | | |
| | | 1 | 53 | 60 | 6 | 10 | | | | | | | | | |
| W42HCDC00, C0Z C05 C09 ④ C15 | 460-3 | 1 | 12 | 15 | 14 | 14 | | | | | | | | | |
| | | 1 | 20 | 20 | 12 | 12 | | | | | | | | | |
| | | 1 | 26 | 30 | 10 | 10 | | | | | | | | | |
| | | 1 | 26 | 30 | 10 | 10 | | | | | | | | | |
| W48HCDA00, A0Z A05 A10 ⑤ A15 | 230/208-1 | 1 | 35 | 50 | 8 | 10 | | | | | | | | | |
| | | 1 or 2 | 61 | 70 | 6 | 8 | 35 | 26 | 45 | 30 | 8 | 10 | 10 | 10 | |
| | | 1 or 2 | 87 | 90 | 3 | 8 | 35 | 52 | 50 | 60 | 8 | 6 | 10 | 10 | |
| | | 1 or 2 | 87 | 90 | 3 | 8 | 35 | 52 | 50 | 60 | 8 | 6 | 10 | 10 | |
| W48HCDB00, B0Z B05 B09 ④ B15 | 230/208-3 | 1 | 25 | 35 | 8 | 10 | | | | | | | | | |
| | | 1 | 40 | 50 | 8 | 10 | | | | | | | | | |
| | | 1 | 52 | 60 | 6 | 10 | | | | | | | | | |
| | | 1 | 53 | 60 | 6 | 10 | | | | | | | | | |
| W48HCDC00, C0Z C05 C09 ④ C15 | 460-3 | 1 | 12 | 15 | 14 | 14 | | | | | | | | | |
| | | 1 | 21 | 25 | 10 | 10 | | | | | | | | | |
| | | 1 | 26 | 30 | 10 | 10 | | | | | | | | | |
| | | 1 | 27 | 30 | 10 | 10 | | | | | | | | | |
| W60HCDA00, A0Z A05 A10 ⑤ A15 | 230/208-1 | 1 | 41 | 60 | 8 | 10 | | | | | | | | | |
| | | 1 or 2 | 67 | 80 | 4 | 8 | 41 | 26 | 50 | 30 | 8 | 10 | 10 | 10 | |
| | | 1 or 2 | 93 | 100 | 3 | 8 | 41 | 52 | 50 | 60 | 8 | 6 | 10 | 10 | |
| | | 1 or 2 | 93 | 100 | 3 | 8 | 41 | 52 | 50 | 60 | 8 | 6 | 10 | 10 | |
| W60HCDB00, B0Z B09 ④ B15 | 230/208-3 | 1 | 28 | 40 | 8 | 10 | | | | | | | | | |
| | | 1 | 55 | 60 | 6 | 10 | | | | | | | | | |
| | | 1 | 55 | 60 | 6 | 10 | | | | | | | | | |
| W60HCDC00, C0Z C09 ④ C15 | 460-3 | 1 | 14 | 20 | 12 | 12 | | | | | | | | | |
| | | 1 | 28 | 30 | 10 | 10 | | | | | | | | | |
| | | 1 | 28 | 30 | 10 | 10 | | | | | | | | | |

① These “Minimum Circuit Ampacity” values are to be used for sizing the field power conductors. Refer to the National Electrical code (latest version), Article 310 for power conductor sizing. **CAUTION:** When more than one field power circuit is run through one conduit, the conductors must be derated. Pay special attention to note 8 of Table 310 regarding Ampacity Adjustment Factors when more than three (3) current carrying conductors are in a raceway.

② Maximum size of the time delay fuse or circuit breaker for protection of field wiring conductors.

③ Based on 75°C copper wire. All wiring must conform to the National Electrical Code and all local codes.

④ Maximum KW that can operate with the heat pump on is 9KW. Full heat available during emergency heat mode.

⑤ Maximum KW that can operate with the heat pump on is 10KW. Full heat available during emergency heat mode.

NOTE: The Maximum Overcurrent Protection (MOCP) value listed is the maximum value as per UL 1995 calculations for MOCP (branch-circuit conductor sizes in this chart are based on this MOCP). The actual factory-installed overcurrent protective device (circuit breaker) in this model may be lower than the maximum UL 1995 allowable MOCP value, but still above the UL 1995 minimum calculated value or Minimum Circuit Ampacity (MCA) listed.

IMPORTANT: While this electrical data is presented as a guide, it is important to electrically connect properly sized fuses and conductor wires in accordance with the National Electrical Code and all local codes.