

REPLACEMENT PARTS MANUAL

PACKAGE AIR CONDITIONERS MODEL P48A5, P60A6

Manual 2110-202

Revision --

Date 9-28-89

Supersedes

* GENERAL NOTES *

*Revised and/or additional pages may be issued from time to time.
*A complete and current manual consists of pages dated as shown in the following index.

** INDEX **

| <u>Page Description</u> | <u>Page</u> | <u>Date</u> | <u>Supersedes</u> |
|--------------------------------------|-------------|-------------|-------------------|
| Cabinet Components--Exploded View | 1 | 9-28-89 | |
| " " --Usage List | 2 | 9-28-89 | |
| Functional Components--Exploded View | 3 | 9-28-89 | |
| " " --Usage List | 4 | 9-28-89 | |
| Functional Components--Exploded View | 5 | 9-28-89 | |
| " " --Usage List | 6 | 9-28-89 | |
| Control Panel--Layout | 7 | 9-28-89 | |
| " " --Usage List | 8 | 9-28-89 | |

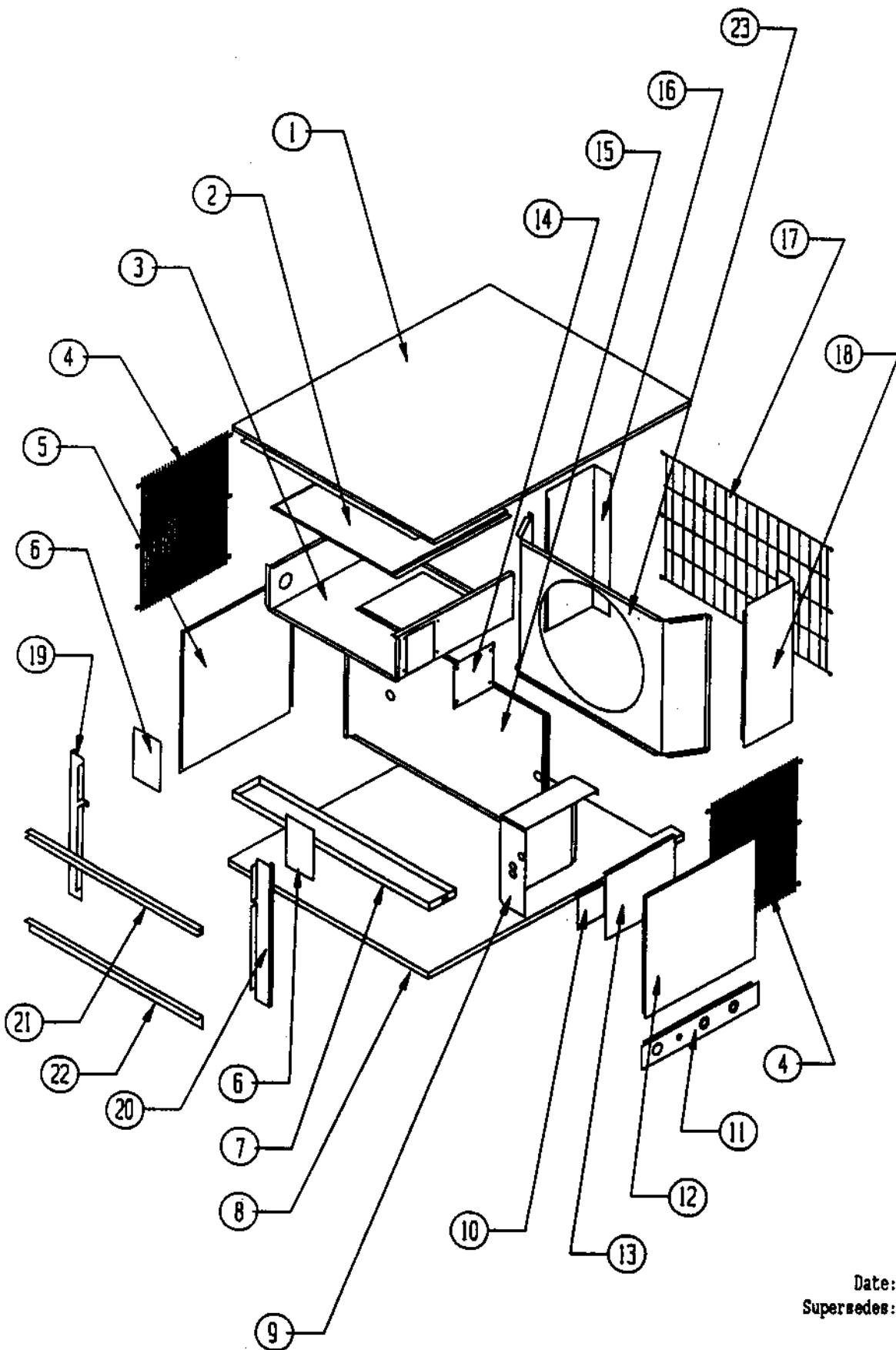
*** IMPORTANT ***

Contact the installing and/or local Bard distributor for all parts requirements. Make sure you have the complete model and serial number available from the unit rating plate.

BARD MANUFACTURING COMPANY

BRYAN, OHIO 43506

CABINET COMPONENTS



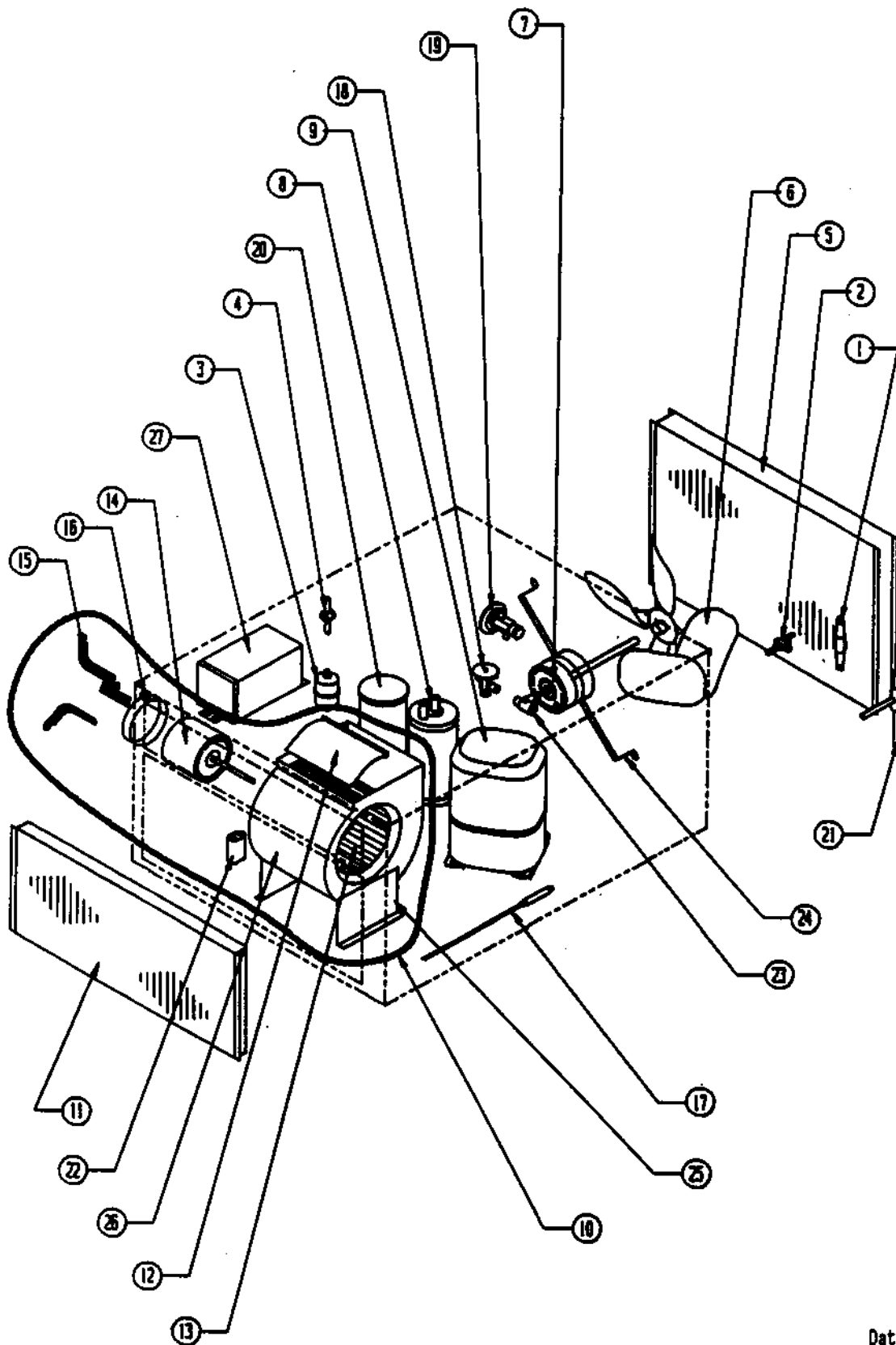
Date: 9-28-89
Supersedes:

CABINET COMPONENTS

| Item | Part No. | Description | U S A G E |
|------|---------------|--|-----------------------|
| 1 | 506-012 | Top | X |
| 2 | 134-021 | Heat Strip Shield | X |
| 3 | 520-067 | Blower Partition | X |
| 4 | 7051-007 | Side Grille | 2 |
| 5 | 500-144 | Left Side | X |
| 6 | 136-011 | Side Fills | 2 |
| 7 | 123-048 | Drain Pan | X |
| 8 | 527-012 | Base | X |
| 9 | Control Panel | See control panel drawing and parts list | X |
| 10 | 142-016 | Entrance Cover Plate | X |
| 11 | 556-015 | Entrance Panel | X |
| 12 | 500-020 | Right Side | X |
| 13 | 132-035 | Control Panel Cover | X |
| 14 | 142-017 | OKM Cover Plate | X |
| 15 | 520-069 | Compressor Partition | X |
| 16 | 149-053 | Left Rear Corner | X |
| 17 | 7051-005 | Condenser Grille | X |
| 18 | 149-052 | Right Rear Corner | X |
| 19 | 549-050 | Left Front Corner | X |
| 20 | 549-016 | Right Front Corner | X |
| 21 | 164-502 | Plenum Channel | X |
| 22 | 104-525 | Plenum Angle | X |
| 23 | 124-010 | Fan Shroud | X |

Date: 9-28-89
Supersedes:

FUNCTIONAL COMPONENTS



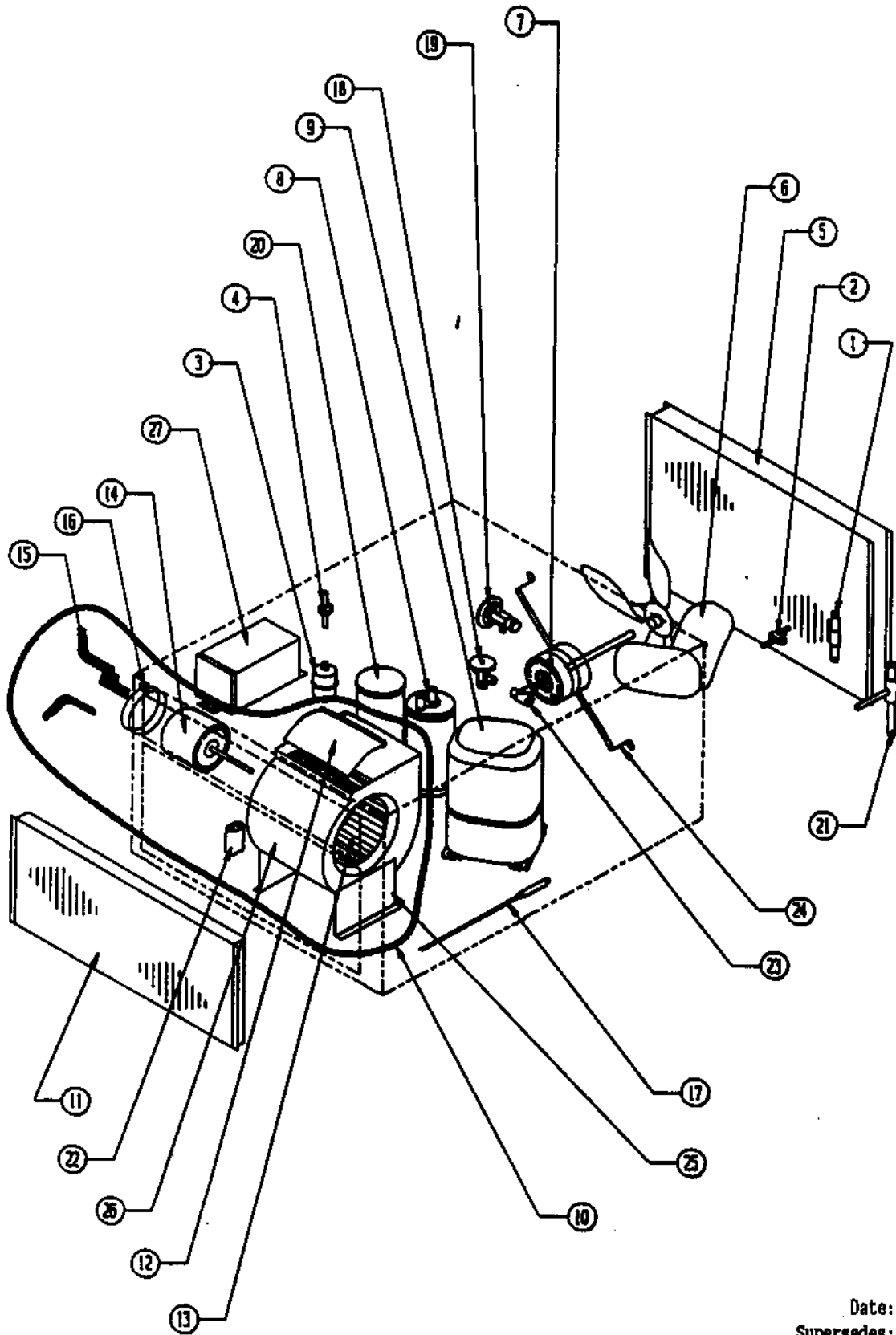
Date: 9-28-89
Supersedes:

FUNCTIONAL COMPONENTS

| Dwg. No. | Part No. | Description | P 4 8 A 5 | P 4 8 A 5 / H | P 4 8 A 5 B | P 4 8 A 5 B / H | P 4 8 A 5 C | P 4 8 A 5 C / H | P 4 8 A 5 E | P 4 8 A 5 F | P 4 8 A 5 G | P 6 0 A 6 | P 6 0 A 6 / H | P 6 0 A 6 B | P 6 0 A 6 B / H | P 6 0 A 6 C | P 6 0 A 6 C / H | P 6 0 A 6 E | P 6 0 A 6 F | P 6 0 A 6 G | |
|----------|----------|-----------------------------|-----------|---------------|---------------|-------------------|---------------|-------------------|---------------|---------------|---------------|-----------|---------------|---------------|-------------------|---------------|-------------------|---------------|---------------|---------------|---|
| 1 | 5651-016 | Pressure Differential Valve | | X | | X | | X | | | | | X | | X | | X | | | | |
| 2 | 5651-051 | Shutoff Valve | | X | | X | | X | | | | | X | | X | | X | | | | |
| 3 | 5201-002 | Filter Drier | | X | | X | | X | | | | | X | | X | | X | | | | |
| 4 | 5201-014 | Sight Glass | | X | | X | | X | | | | | X | | X | | X | | | | |
| 5 | 5051-027 | Condenser Coil | X | X | X | X | X | X | X | X | X | | | | | | | | | | |
| 5 | 5051-028 | Condenser Coil | | | | | | | | | | X | X | X | X | X | X | X | X | X | X |
| 6 | 5151-029 | Fan Blade | X | X | X | X | X | X | X | X | X | | | | | | | | | | |
| 6 | 5151-030 | Fan Blade | | | | | | | | | | X | X | X | X | X | X | X | X | X | X |
| 7 | 8105-035 | Motor | X | X | X | X | X | X | | | | | | | | | | | | | |
| 7 | 8106-016 | Motor | | | | | | | | | | X | X | X | X | X | X | | | | |
| 7 | 8105-014 | Motor | | | | | | | X | X | X | | | | | | | X | X | X | |
| 8 | 5202-011 | Accumulator | | X | | X | | X | | | | | | | | | | | | | |
| 8 | 5202-017 | Accumulator | | | | | | | | | | | X | | X | | X | | | | |
| 9 | 8000-081 | Compressor | X | X | | | | | | | X | | | | | | | | | | |
| 9 | 8000-082 | Compressor | | | X | X | | | X | | | | | | | | | | | | |
| 9 | 8000-083 | Compressor | | | | | X | X | | | | | | | | | | | | | |
| 9 | 8000-091 | Compressor | | | | | | | | | | X | X | | | | | | | | |
| 9 | 8000-031 | Compressor | | | | | | | | | | | | X | X | | | | | | |
| 9 | 8000-048 | Compressor | | | | | | | | | | | | | | X | X | | | | |
| 9 | 8000-078 | Compressor | | | | | | | | | | | | | | | | X | | | |
| 9 | 8000-079 | Compressor | | | | | | | | | | | | | | | | | X | | |
| 9 | 8000-077 | Compressor | | | | | | | | | | | | | | | | | | X | |
| 10 | 900-139 | Complete Blower Assembly | X | X | X | X | X | X | | | | X | X | X | X | X | X | | | | |
| 10 | 900-138 | Complete Blower Assembly | | | | | | | X | X | X | | | | | | | X | X | X | |
| 11 | 5060-036 | Evaporator Coil | X | X | X | X | X | X | X | X | X | | | | | | | | | | |
| 11 | 5060-039 | Evaporator Coil | | | | | | | | | | X | | X | | X | | X | X | X | |
| 11 | 5060-025 | Evaporator Coil | | | | | | | | | | | X | | X | | X | | | | |
| 12 | 144-129 | Blower Diffuser | X | X | X | X | X | X | X | X | X | X | X | X | X | X | X | X | X | X | X |
| 13 | 5152-015 | Blower Wheel | X | X | X | X | X | X | X | X | X | X | X | X | X | X | X | X | X | X | X |
| 14 | 8106-015 | Motor | X | X | X | X | X | X | | | | X | X | X | X | X | X | | | | |
| 14 | 8108-002 | Motor | | | | | | | X | X | X | | | | | | | X | X | X | |
| 15 | 8200-034 | Motor Mount Arm | 3 | 3 | 3 | 3 | 3 | 3 | 3 | 3 | 3 | 3 | 3 | 3 | 3 | 3 | 3 | 3 | 3 | 3 | 3 |
| 16 | 8200-033 | Motor Mount Band | X | X | X | X | X | X | X | X | X | X | X | X | X | X | X | X | X | X | X |
| 17 | 800-0062 | Capillary Tube Assembly | X | | X | | X | | X | X | X | | | | | | | | | | |
| 17 | 800-0063 | Capillary Tube Assembly | | | | | | | | | | X | | X | | X | | X | X | X | |
| 18 | 5651-040 | Expansion Valve | | X | | X | | X | | | | | X | | X | | X | | | | |
| 19 | 5651-064 | Bypass Valve | | X | | X | | X | | | | | X | | X | | X | | | | |

Date: 9-28-89
Supersedes:

FUNCTIONAL COMPONENTS (continued)



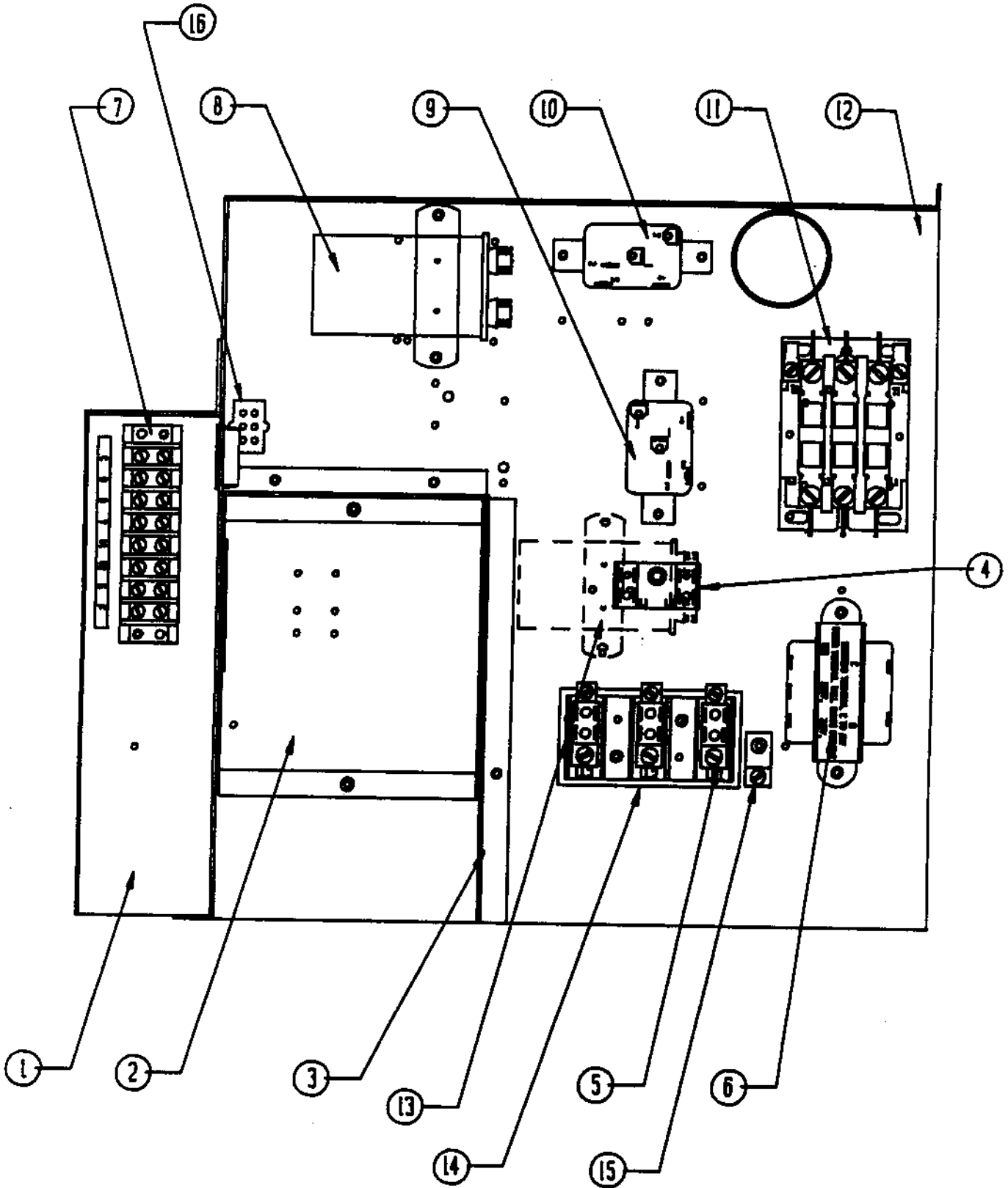
Date: 9-28-89
Supersedes:

FUNCTIONAL COMPONENTS (continued)

| Dwg. No. | Part No. | Description | P 4 8 A 5 | P 4 8 A 5 / H | P 4 8 A 5 B | P 4 8 A 5 B / H | P 4 8 A 5 C | P 4 8 A 5 C / H | P 4 8 A 5 E | P 4 8 A 5 F | P 4 8 A 5 G | P 6 0 A 6 | P 6 0 A 6 / H | P 6 0 A 6 B | P 6 0 A 6 B / H | P 6 0 A 6 C | P 6 0 A 6 C / H | P 6 0 A 6 E | P 6 0 A 6 F | P 6 0 A 6 G | |
|----------|----------|-----------------------------|-----------------------|---------------------------------|---------------------------------|---|---------------------------------|---|---------------------------------|---------------------------------|---------------------------------|-----------------------|---------------------------------|---------------------------------|---|---------------------------------|---|---------------------------------|---------------------------------|---------------------------------|---|
| 20 | 5203-005 | Receiver | | X | | X | | X | | | | | | | | | | | | | |
| 20 | 5203-006 | Receiver | | | | | | | | | | X | | X | | X | | | | | |
| 21 | 5651-015 | Head Pressure Control Valve | | X | | X | | X | | | | X | | X | | X | | | | | |
| 22 | 8552-005 | Capacitor 10/370 | X | X | X | X | X | X | X | X | X | X | X | X | X | X | X | X | X | X | X |
| 23 | 5651-049 | Distributor | | X | | X | | X | | | | | | | | | | | | | |
| 23 | 5651-008 | Distributor | | | | | | | | | | X | | X | | X | | | | | |
| 24 | 8200-004 | Fan Motor Mount | X | X | X | X | X | X | X | X | X | X | X | X | X | X | X | X | X | X | X |
| 25 | 104-795 | Blower Leg | 2 | 2 | 2 | 2 | 2 | 2 | 2 | 2 | 2 | 2 | 2 | 2 | 2 | 2 | 2 | 2 | 2 | 2 | 2 |
| 26 | 151-082 | Blower Housing | X | X | X | X | X | X | X | X | X | X | X | X | X | X | X | X | X | X | X |
| 27 | 8407-004 | Transformer 460V | | | | | X | X | | | | | | | | X | X | | | | |

Date: 9-28-89
Supersedes:

CONTROL PANEL



Date: 9-28-89
Supersedes:

CONTROL PANEL

| Dwg. No. | Part No. | Description | P | P | P | P | P | P | P | P | P | P | P | P | P | P | P | P | P |
|----------|----------|-------------------------|---|---|---|---|---|---|---|---|---|---|---|---|---|---|---|---|---|
| | | | 4 | 4 | 4 | 4 | 4 | 4 | 4 | 4 | 4 | 4 | 4 | 4 | 4 | 4 | 4 | 4 | 4 |
| | | | A | A | A | A | A | A | A | A | A | A | A | A | A | A | A | A | A |
| | | | 5 | 5 | 5 | 5 | 5 | 5 | 5 | 5 | 5 | 5 | 5 | 5 | 5 | 5 | 5 | 5 | 5 |
| | | | | H | B | B | C | C | E | F | G | | H | B | B | C | C | E | F |
| | | | | | H | | H | | | | | | H | | H | | | | |
| 1 | 116Y072 | Low Voltage Box | X | X | X | X | X | X | X | X | X | X | X | X | X | X | X | X | X |
| 2 | 134-095 | Terminal Block Shield | X | X | X | X | X | X | X | X | X | X | X | X | X | X | X | X | X |
| 3 | 116Y076 | Control Panel Partition | X | X | X | X | X | X | X | X | X | X | X | X | X | X | X | X | X |
| 4 | 8607-017 | Terminal Block | | | | | X | X | | | | | | | X | X | | | |
| 5 | 8607-013 | Terminal Block | X | X | | | | | | 2 | X | X | X | | | | | | 2 |
| 5 | 8607-014 | Terminal Block | | | X | X | X | X | X | | | | X | X | X | X | X | | X |
| 6 | 8407-034 | Transformer | X | X | X | | | | X | X | X | X | X | | | | | X | X |
| 6 | 8407-035 | Transformer | | | | X | X | X | | | | | | X | X | X | | | X |
| 7 | 8607-006 | Terminal Strip | X | X | X | X | X | X | X | X | X | X | X | X | X | X | X | X | X |
| 8 | 8552-030 | Capacitor 40/440 | X | X | | | | | | | X | | | | | | | | |
| 8 | 8552-031 | Capacitor 45/440 | | | | | | | | | | X | X | | | | | | |
| 8 | 8552-005 | Capacitor 10/370 | | | | | | | | X | | | | | | | | | X |
| 8 | 8552-026 | Capacitor 15/370 | | | | | X | X | | | | | | | | | | | |
| 8 | 8552-004 | Capacitor 7-1/2 /370 | | | | | | | | | | | | | X | X | | | |
| 9 | 8201-008 | Blower Relay | X | X | X | X | X | X | X | X | X | X | X | X | X | X | X | X | X |
| 10 | 8201-008 | Blower Relay | | | | | X | X | | | | | | | X | X | | | |
| 11 | 8401-003 | Contactor | X | X | | | | | | | X | | | | | | | | |
| 11 | 8401-002 | Contactor | | | X | X | X | X | X | | | | | | X | X | | | X |
| 11 | 8401-016 | Contactor | | | | | | | | | X | X | | | | | | | |
| 11 | 8401-011 | Contactor | | | | | | | | | | | X | X | | | | | X |
| 11 | 8401-001 | Contactor | | | | | | | | | | | | | | | | | X |
| 12 | 516-079 | Control Panel | X | X | X | X | X | X | X | X | X | X | X | X | X | X | X | X | X |
| 13 | 8552-026 | Capacitor 15/370 | | | | | | | | | | | | | | | | | |
| 13 | 8552-005 | Capacitor 10/370 | X | X | X | X | | | X | | X | | | | | | | X | X |
| 13 | 8552-004 | Capacitor 7-1/2 /370 | | | | | | | | | X | X | X | X | | | | | |
| 14 | 8607-015 | Phenolic Insulator | | | | | X | X | | | | | | | X | X | | | |
| 14 | 134-051 | Terminal Block Barrier | | | | | | | | X | | | | | | | | | X |
| 15 | 8611-006 | Ground Terminal | X | X | X | X | X | X | X | X | X | X | X | X | X | X | X | X | X |
| 16 | 3000-901 | Wire Assembly | X | X | X | X | X | X | X | X | X | X | X | X | X | X | X | X | X |
| | 4064-110 | Wiring Diagram | X | X | | | | | | | | X | X | | | | | | |
| | 4064-210 | Wiring Diagram | | | X | X | | | | | | | | X | X | | | | |
| | 4064-310 | Wiring Diagram | | | | | X | X | | | | | | | X | X | | | |
| | 4064-510 | Wiring Diagram | | | | | | | X | | | | | | | | | X | |
| | 4064-610 | Wiring Diagram | | | | | | | | X | | | | | | | | | X |
| | 4064-411 | Wiring Diagram | | | | | | | | | X | | | | | | | | |
| | 4064-410 | Wiring Diagram | | | | | | | | | | X | | | | | | | X |

Date: 9-28-89
Supersedes: