

REPLACEMENT PARTS MANUAL

WALL MOUNT HEATER PACKAGE

MODELS: EHWH30-A05, EHWH36-A05, EHWH30-A10, EHWH36-A10,
EHWH36-A15, EHWH03-B06, EHWH03-B09, EHWH36-B15,
EHWCO3-C06, EHWCO3-C09, EHWH36-C15

EHWA03-A05, EHWA03-A08, EHWA03-A10, EHWA03-A15,
EHWA03-B06, EHWA03-B09, EHWA03-B15, EHWCO3-C06
EHWCO3-C09, EHWA03-C12, EHWA03-C15

Manual 2110-601

Revision A

Date 1-15-94

Supersedes 4-24-93

* GENERAL NOTES *

*Revised and/or additional pages may be issued from time to time.
*A complete and current manual consists of pages dated as shown in the following index.

** INDEX **

<u>Page Description</u>	<u>Page</u>	<u>Date</u>	<u>Supersedes</u>
Heater Packages/Heat Pump--Exploded View	1	4-24-92	
" " " " --Usage List	2	4-24-92	
Heater Packages/Air Conditioner--Exploded View	3	4-24-92	
" " " " --Usage List	4	1-15-94	4-24-92

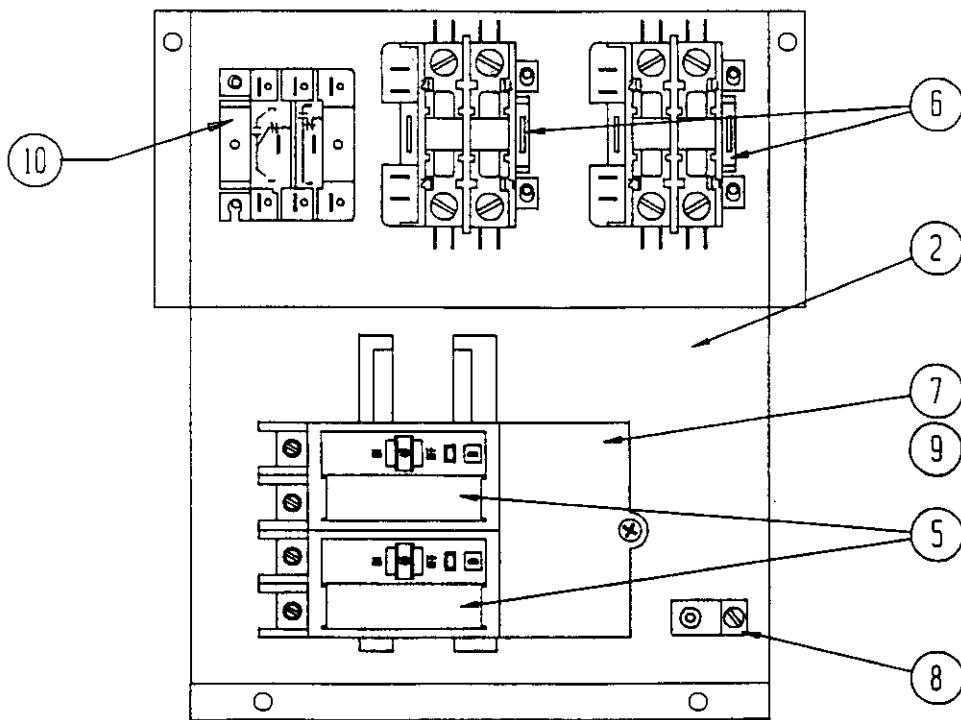
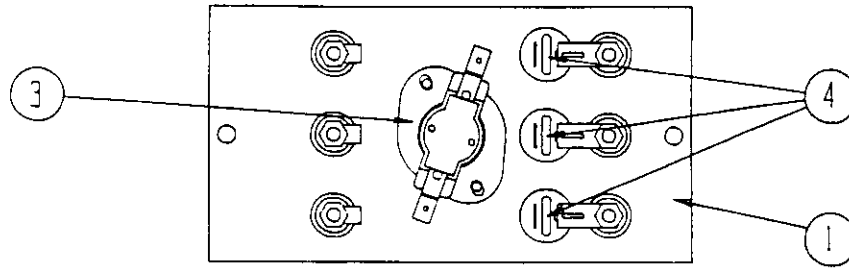
*** IMPORTANT ***

Contact the installing and/or local Bard distributor for all parts requirements. Make sure you have the complete model and serial number available from the unit rating plate.

BARD MANUFACTURING COMPANY

BRYAN, OHIO 43506

HEATER PACKAGES
HEAT PUMPS



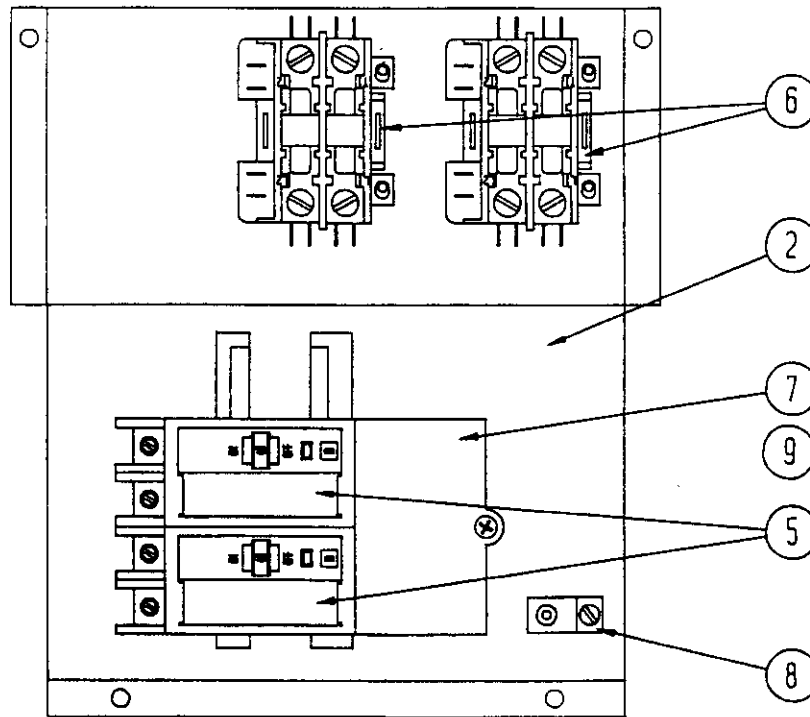
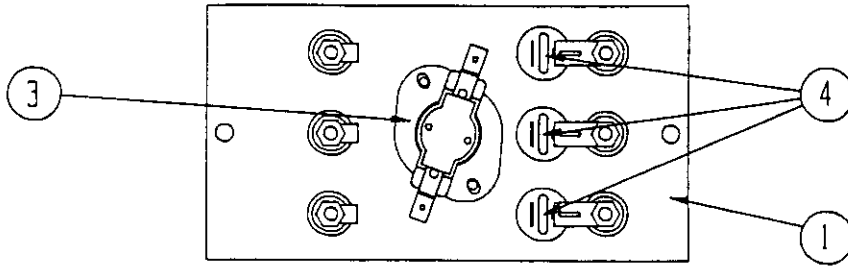
Date: 04-24-92
Supersedes:

HEATER PACKAGES
HEAT PUMPS

Dwg. No.	Part No.	Description	E	E	E	E	E	E	E	E	E	E	E
			H	H	H	H	H	H	H	H	H	H	H
			3	3	3	3	3	0	0	3	3	0	0
			0	6	0	6	6	3	3	6	3	3	3
			-	-	-	-	-	-	-	-	-	-	-
			A	A	A	A	A	B	B	B	C	C	C
			0	0	1	1	1	0	0	1	0	0	1
			5	5	0	0	5	6	9	5	6	9	5
1	8604-089	Heat Strip 5KW	x	x									
1	8604-095	Heat Strip 10KW			x	x							
1	8604-096	Heat Strip 15KW					x						
1	8604-049	Heat Strip 6KW						x		x			
1	8604-048	Heat Strip 9KW							x	x			
1	8604-079	Heat Strip 6KW									x		x
1	8604-072	Heat Strip 9KW										x	x
2	127-210	Heater Control Base	x	x	x	x	x	x	x				
2	127-211	Heater Control Base									x	x	x
3	8402-028	Limit Control			x	x							
3	8402-065	Limit Control	x	x				x	x		x	x	
3	8402-069	Limit Control					x						
3	8402-070	Limit Control								x			x
4	8402-025	Thermal Cutoff	x	x									
4	8402-032	Thermal Cutoff			2	2	3						
4	8402-030	Thermal Cutoff						2	2	4			
4	8402-059	Thermal Cutoff									2	2	4
5	8615-053	Pull Disconnect									x	x	x
5	8615-037	Circuit Breaker 30A			x	x							
5	8615-040	Circuit Breaker 50A	x		x								
5	8615-041	Circuit Breaker 60A		x		x	2						
5	8615-043	Circuit Breaker 40A						x					
5	8615-044	Circuit Breaker 45A							x				
5	8615-045	Circuit Breaker 50A								x			
6	8401-006	Heat Contactor	1	1	1	1	2	1	1	2			
6	8401-002	Heat Contactor									1	1	2
7	8615-047	Jumper Bar			x	x	x						
8	8611-006	Ground Terminal			x	x	x						
9	8615-049	Jumper Bar Cover			x	x	x						
10	8201-013	Emergency Heat Relay					x			x			x
	4097-121	Wiring Diagram	x	x									
	4097-141	Wiring Diagram			x	x							
	4097-151	Wiring Diagram					x						
	4097-221	Wiring Diagram						x	x				
	4097-231	Wiring Diagram								x			
	4097-320	Wiring Diagram									x	x	
	4097-331	Wiring Diagram											x

Date: 04-24-92
Supersedes:

HEATER PACKAGES
AIR CONDITIONERS



Date: 04-24-92
Supersedes:

HEATER PACKAGES
AIR CONDITIONERS

Dwg. No.	Part No.	Description	E	E	E	E	E	E	E	E	E	E	E	E
			H	H	H	H	H	H	H	H	H	H	H	H
			W	W	W	W	W	W	W	W	W	W	W	W
			A	A	A	A	A	A	A	A	A	A	A	A
			0	0	0	0	0	0	0	0	0	0	0	0
			3	3	3	3	3	3	3	3	3	3	3	3
			-	-	-	-	-	-	-	-	-	-	-	-
			A	A	A	A	B	B	B	C	C	C	C	C
			0	0	1	1	0	0	1	0	0	1	1	1
			5	8	0	5	6	9	5	6	9	2	5	5
1	8604-089	Heat Strip 5KW	x											
1	8604-090	Heat Strip 8KW		x										
1	8604-095	Heat Strip 10KW			x									
1	8604-096	Heat Strip 15KW				x			x					
1	8604-049	Heat Strip 6KW					x							
1	8604-048	Heat Strip 9KW						x						
1	8604-079	Heat Strip 6KW								x		2	x	
1	8604-072	Heat Strip 9KW									x		x	
2	127-210	Heater Control Base	x	x	x	x	x	x	x					
2	127-211	Heater Control Base								x	x	x	x	
3	8402-028	Limit Control			x									
3	8402-065	Limit Control	x	x			x	x		x	x			
3	8402-069	Limit Control				x								
3	8402-070	Limit Control							x			x	x	
4	8402-025	Thermal Cutoff	x	2										
4	8402-032	Thermal Cutoff			2	3			3					
4	8402-030	Thermal Cutoff					2	2						
4	8402-059	Thermal Cutoff								2	2	4	4	
5	8615-053	Pull Disconnect								x	x	x	x	
5	8615-037	Circuit Breaker 30A				x								
5	8615-038	Circuit Breaker 35A	x											
5	8615-039	Circuit Breaker 45A		x										
5	8615-041	Circuit Breaker 60A			x	x								
5	8615-051	Circuit Breaker 25A					x							
5	8615-052	Circuit Breaker 30A						x						
5	8615-045	Circuit Breaker 50A							x					
6	8401-006	Heat Contactor	x	x	x	2	x	x	2					
6	8401-002	Heat Contactor								x	x	2	2	
7	8615-047	Jumper Bar				x								
8	8611-006	Ground Terminal				x								
9	8615-049	Jumper Bar Cover				x								
	4097-120	Wiring Diagram	x											
	4097-140	Wiring Diagram		x	x									
	4097-150	Wiring Diagram				x								
	4097-220	Wiring Diagram					x	x						
	4097-230	Wiring Diagram							x					
	4097-320	Wiring Diagram								x	x			
	4097-330	Wiring Diagram										x	x	

Date: 01-15-93
Supersedes: 04-24-92

2110-601

