

REPLACEMENT PARTS MANUAL

WALL MOUNT HEATER PACKAGE

MODELS: EHWAO2-A05 EHWA24-B06 EHWHO2-A04 EHWH24-B06
 EHWAO2-A08 EHWHO2-A08 EHWH24-C06
 EHWAO2-A10

Manual 2110-602 Revision A Date 12-01-92 Supersedes 6-30-92

* GENERAL NOTES *

*Revised and/or additional pages may be issued from time to time.
*A complete and current manual consists of pages dated as shown in the following index.

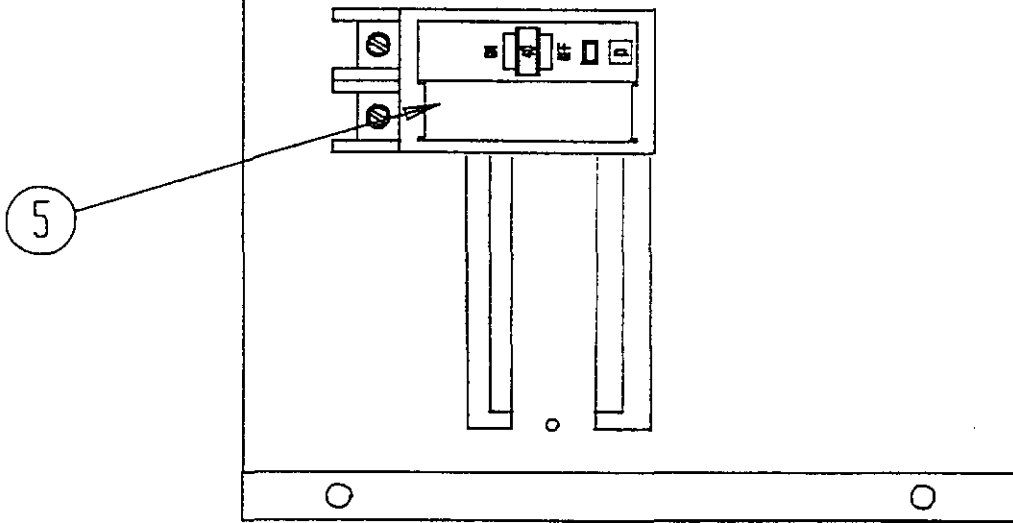
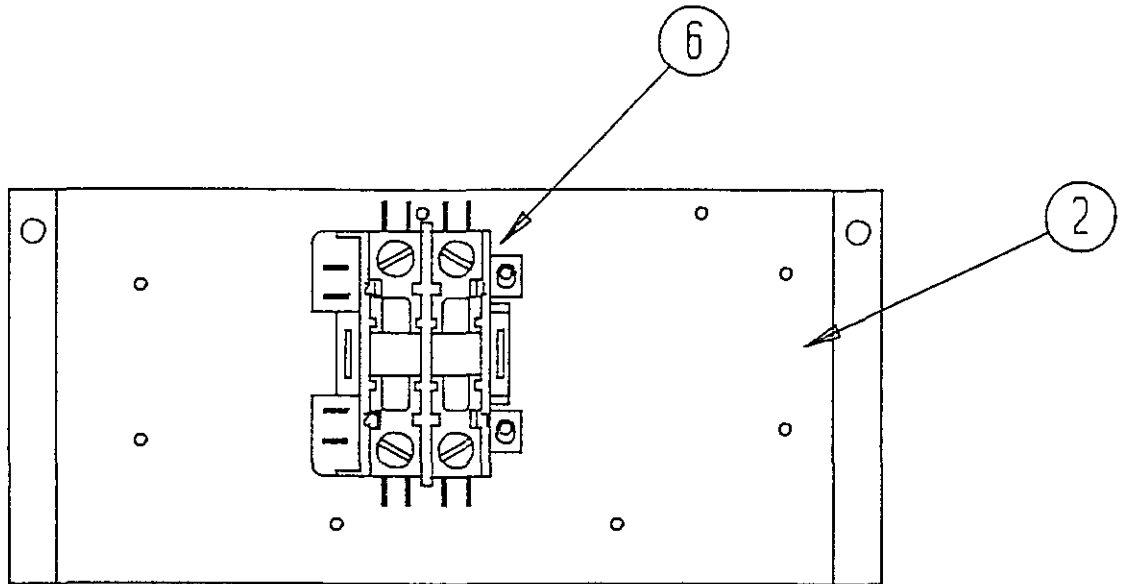
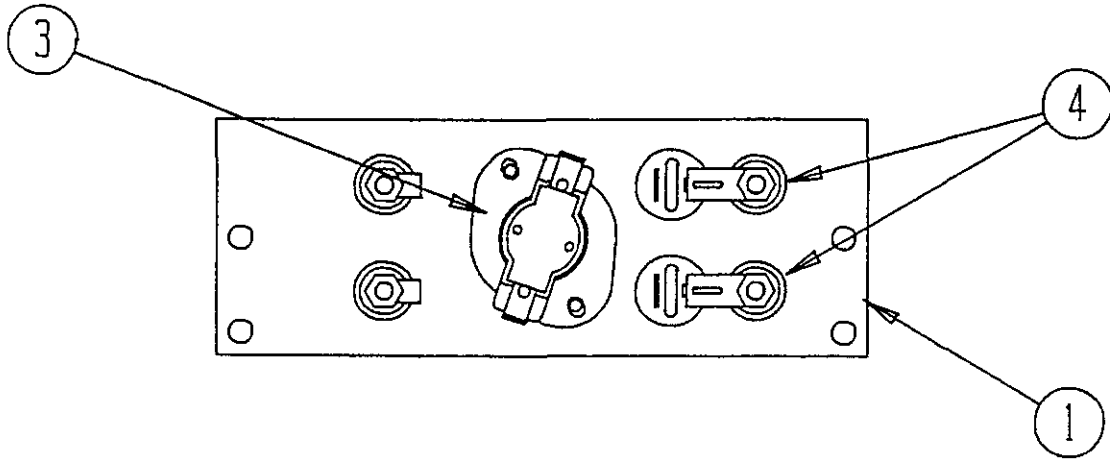
** INDEX **

<u>Page Description</u>	<u>Page</u>	<u>Date</u>	<u>Supersedes</u>
Heater Packages/Heat Pump--Exploded View	1	6-30-92	
" " " " --Usage List	2	12-01-92	6-30-92

*** IMPORTANT ***

Contact the installing and/or local Bard distributor for all parts requirements. Make sure you have the complete model and serial number available from the unit rating plate.

HEATER PACKAGES
HEAT PUMPS



HEATER PACKAGES
HEAT PUMPS

Dwg. No.	Part No.	Description	E	E	E	E	E	E	E	E
			H	H	H	H	H	H	H	H
			W	W	W	W	W	W	W	W
			A	A	A	A	A	A	A	A
			0	0	0	2	0	0	2	4
			2	2	2	4	2	2	4	4
			-	-	-	-	-	-	-	-
			A	A	A	B	A	A	B	C
			0	0	1	0	0	0	0	0
			5	8	0	6	4	8	6	6
1	8604-089	Heat Strip 5KW	x							
1	8604-095	Heat Strip 10KW			x					
1	8604-090	Heat Strip 8KW		x				x		
1	8604-049	Heat Strip 6KW				x			x	
1	8604-088	Heat Strip 4KW					x			
1	8604-079	Heat Strip 6KW								x
2	127-210	Heater Control Base	x	x	x	x	x	x	x	
2	127-211	Heater Control Base								x
3	8402-065	Limit Control	x	x	x	x	x	x	x	x
4	8402-025	Thermal Cutoff		2		2		2	2	
4	8402-072	Thermal Cutoff	x				x			
4	8402-030	Thermal Cutoff			2					
4	8402-059	Thermal Cutoff								2
5	8615-053	Full Disconnect								x
5	8615-037	Circuit Breaker 30A	x							
5	8615-042	Circuit Breaker 35A							x	
5	8615-041	Circuit Breaker 60A			x			x		
5	8615-055	Circuit Breaker 40A					x			
5	8615-039	Circuit Breaker 45A		x						
5	8615-054	Circuit Breaker 20A				x				
6	8401-006	Heat Contactor	x	x	x	x	x	x	x	
6	8401-002	Heat Contactor								x
	4097-121	Wiring Diagram					x			
	4097-140	Wiring Diagram		x	x					
	4097-220	Wiring Diagram				x				
	4097-221	Wiring Diagram							x	
	4097-120	Wiring Diagram	x							
	4097-320	Wiring Diagram								x
	4097-131	Wiring Diagram						x		

Date: 12-01-92
Supersedes: 06-30-92

