
REPLACEMENT PARTS MANUAL

WALL MOUNT HEATER PACKAGES

MODELS: EHWH30-A05, EHWH36-A05, EHWH30-A10, EHWH36-A10,
EHWH36-A15, EHWH03-B06, EHWH03-B09, EHWH36-B15,
EHWC03A-C06, EHWC03A-C09, EHWH03A-C15,
EHWH36TA10, EHWH30TA10, EHWH26-A05, EHWH31-A05,
EHWH31-A08, EHWH31-B06, EHWH31-C06

EHWA03-A05, EHWA03-A08, EHWA03-A10, EHWA03-A15,
EHWA03-B06, EHWA03-B09, EHWA03-B15, EHWA03A-C12,
EHWA03A-C15, EHWA03-E12, EHWA03A-F12, EHWA03TA10

General Notes

- Revised and/or additional pages may be issued from time to time.
- A complete and current manual consists of pages shown in the following contents section.

Important

- Contact the installing and/or local Bard distributor for all parts requirements. Make sure you have the complete model and serial number available from the unit rating plates.

Contents

<i>Description</i>	<i>Page</i>
Heater Packages / Heat Pump	
♦ Exploded View	1
♦ Usage List	2
Heater Packages / Air Conditioner	
♦ Exploded View	3
♦ Usage List	4

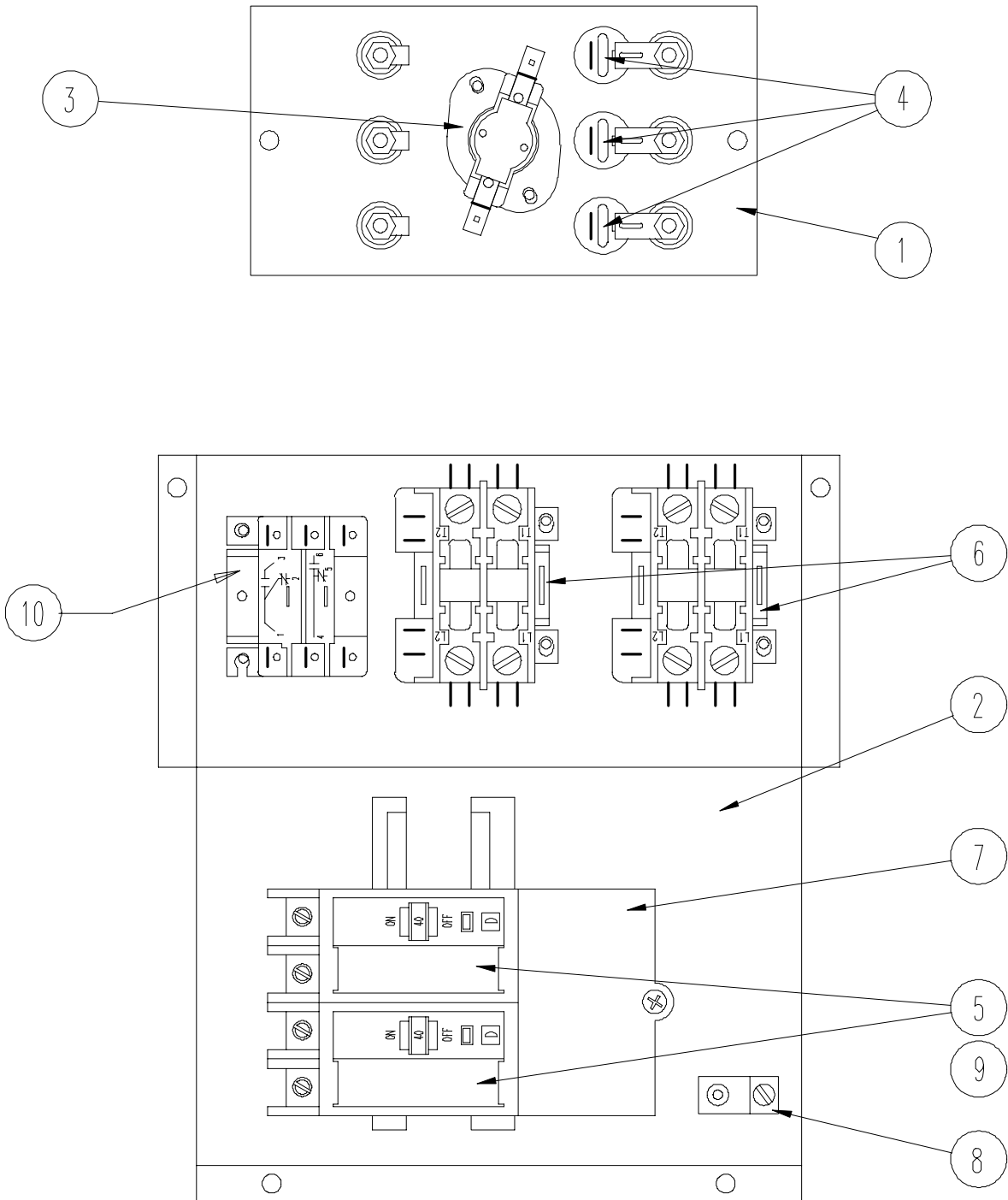


BARD MANUFACTURING COMPANY
Bryan, Ohio 43506

Since 1914...Moving ahead, just as planned.

Manual: 2110-604A
Supersedes: 2110-604
File: 2150-004 Tab 18
Date: 12-01-00

HEATER PACKAGES – HEAT PUMP



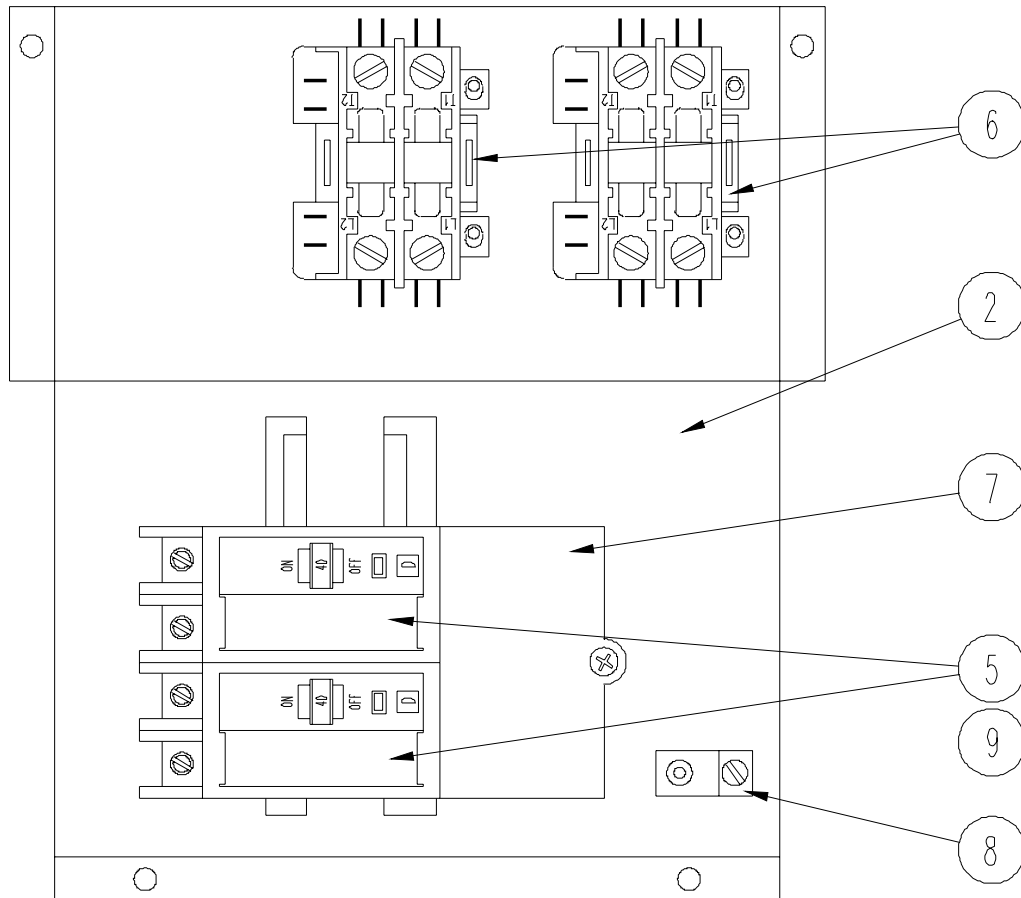
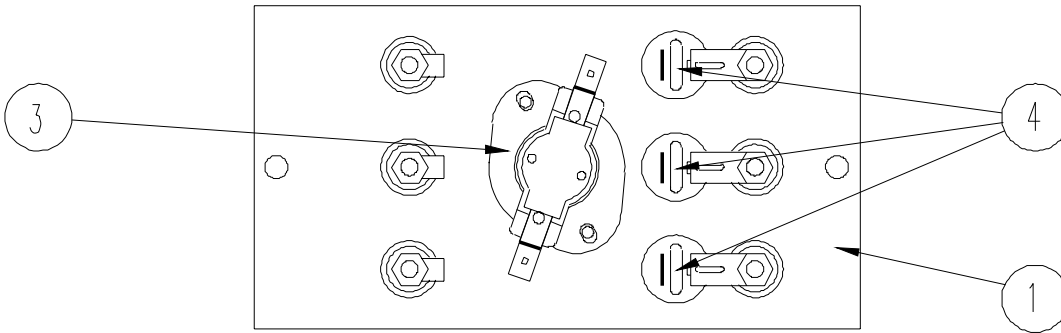
SEXP-165

HEATER PACKAGES – HEAT PUMP

Dwg. No.	Part No.	Description	EHWH26-A05	EHWH31-A05	EHWH31-A08	EHWH31-B06	EHWH31-C06	EHWH30-A05	EHWH36-A05	EHWH30-A10	EHWH36-A10	EHWH36-A15	EHWH03-B06	EHWH03-B09	EHWH36-B15	EHWC03A-C06	EHWC03A-C09	EHWC03A-C15	EHWH36TA10	EHWH30TA10
1	8604-089	Heat Strip 5KW	X	X				X	X											
1	8604-095	Heat Strip 10KW								X	X								X	X
1	8604-096	Heat Strip 15KW										X								
1	8604-049	Heat Strip 6KW				X							X		X					
1	8604-048	Heat Strip 9KW												X	X					
1	8604-100	Heat Strip 6KW					X									X		X		
1	8604-101	Heat Strip 9KW															X	X		
1	8604-120	Heat Strip 8KW			X															
2	127-210	Heater Control Base	X	X	X			X	X	X	X	X	X	X	X				X	X
2	127-211	Heater Control Base				X	X								X	X	X			
3	8402-028	Limit Control						X	X	X	X								X	X
3	8402-065	Limit Control						X	X			X	X		X	X			X	X
3	8402-069	Limit Control									X									
3	8402-070	Limit Control													X			X		
3	8402-129	Limit Control	X	X	X	X														
3	8402-130	Limit Control					X													
4	8402-091	Thermal Cutoff						X	X										2	2
4	8402-096	Thermal Cutoff				2	2			2	2	3								
4	8402-092	Thermal Cutoff											2	2	4					
4	8402-093	Thermal Cutoff	X	X																
4	8402-095	Back-up Limit														2	2	4		
4	8402-128	Back-up Limit					2													
5	8615-053	Pull Disconnect					X								X	X	X			
5	8615-037	Circuit Breaker 30A								X	X								X	X
5	8615-040	Circuit Breaker 50A	X					X	X										X	X
5	8615-041	Circuit Breaker 60A		X				X		X		2							X	
5	8615-043	Circuit Breaker 40A				X							X							
5	8615-045	Circuit Breaker 50A												X	X					
5	8615-038	Circuit Breaker 35A				X														
5	8615-039	Circuit Breaker 45A			X															
6	8401-006	Heat Contactor	1	1		1	1	1	1	1	1	2	1	1	2				1	1
6	8401-002	Heat Contactor			1											1	1	2		
7	8615-047	Jumper Bar			X					X	X	X							X	X
8	8611-006	Ground Terminal			X					X	X	X							X	X
9	8615-049	Jumper Bar Cover			X					X	X	X							X	X
10	8201-013	Emer. Heat Relay										X			X			X		
NS	4097-121	Wiring Diagram	X	X				X	X											
NS	4097-141	Wiring Diagram								X	X								X	X
NS	4097-142	Wiring Diagram			X															
NS	4097-151	Wiring Diagram										X								
NS	4097-221	Wiring Diagram				X							X	X						
NS	4097-231	Wiring Diagram													X					
NS	4097-322	Wiring Diagram					X								X	X				
NS	4097-333	Wiring Diagram																X		

NS = Not Shown

HEATER PACKAGES – AIR CONDITIONER



SEXP-164

HEATER PACKAGES – AIR CONDITIONER

Dwg. No.	Part No.	Description	EHWA03-A05	EHWA03-A08	EHWA03-A10	EHWA03-A15	EHWA03-B06	EHWA03-B09	EHWA03-B15	EHWA03A-C12	EHWA03A-C15	EHWA03-E12	EHWA03A-F12	EHWA03TA10
1	8604-089	Heat Strip 5KW	X											
1	8604-090	Heat Strip 8KW		X										
1	8604-095	Heat Strip 10KW			X									X
1	8604-096	Heat Strip 15KW				X			X					
1	8604-046	Heat Strip 12KW										X		
1	8604-049	Heat Strip 6KW					X							
1	8604-048	Heat Strip 9KW						X						
1	8604-100	Heat Strip 6KW								2	X		X	
1	8604-101	Heat Strip 9KW									X		X	
2	127-210	Heater Control Base	X	X	X	X	X	X	X			X		X
2	127-211	Heater Control Base								X	X		X	
3	8402-028	Limit Control			X									
3	8402-065	Limit Control	X	X			X	X						X
3	8402-069	Limit Control				X								
3	8402-070	Limit Control							X	X	X	X	X	
4	8402-091	Thermal Cutoff	X	2										2
4	8402-096	Thermal Cutoff			2	3								
4	8402-092	Thermal Cutoff					2	2		3			3	
4	8402-095	Backup Limit								4	4		4	
5	8615-053	Pull Disconnect								X	X		X	
5	8615-037	Circuit Breaker 30A				X								
5	8615-038	Circuit Breaker 35A	X											
5	8615-040	Circuit Breaker 50A		X										
5	8615-041	Circuit Breaker 60A			X	X								X
5	8615-051	Circuit Breaker 25A 3PH					X							
5	8615-042	Circuit Breaker 35A 3PH						X						
5	8615-043	Circuit Breaker 40A 3PH										X		
5	8615-045	Circuit Breaker 50A 3PH							X					
6	8401-006	Heat Contactor	X	X	X	2	X	X	2			2	2	X
6	8401-002	Heat Contactor								2	2		2	
7	8615-047	Jumper Bar				X								
8	8611-006	Ground Terminal				X								
9	8615-049	Jumper Bar Cover				X								
NS	4097-120	Wiring Diagram	X											
NS	4097-140	Wiring Diagram		X	X									X
NS	4097-150	Wiring Diagram				X								
NS	4097-220	Wiring Diagram					X	X						
NS	4097-230	Wiring Diagram							X			X		
NS	4097-332	Wiring Diagram								X	X		X	

NS = Not Shown