

---

# REPLACEMENT PARTS MANUAL

# WALL MOUNT HEATER PACKAGES

**MODELS:** EHWH30-A05, EHWH36-A05, EHWH30-A10, EHWH36-A10,  
EHWH36-A15, EHWH03-B06, EHWH03-B09, EHWH36-B15,  
EHWC03A-C06, EHWC03A-C09, EHWH03A-C15,  
EHWH36TA10, EHWH30TA10, EHWH26-A05, EHWH31-A05,  
EHWH31-A08, EHWH31-B06, EHWH31-C06

EHWH26-C06, ESH31-A08, ESH31-B06, ESH31-C06

EHWA03-A05, EHWA03-A08, EHWA03-A10, EHWA03-A15,  
EHWA03-B06, EHWA03-B09, EHWA03-B15, EHWA03A-C12,  
EHWA03A-C15, EHWA03-E12, EHWA03A-F12, EHWA03TA10

---

## General Notes

- Revised and/or additional pages may be issued from time to time.
- A complete and current manual consists of pages shown in the following contents section.

## Important

- Contact the installing and/or local Bard distributor for all parts requirements. Make sure you have the complete model and serial number available from the unit rating plates.

## Contents

<i>Description</i>	<i>Page</i>
Heater Packages / Heat Pump	
♦ Exploded View .....	1
♦ Usage List .....	2
Heater Packages / Air Conditioner	
♦ Exploded View .....	3
♦ Usage List .....	4



CLIMATE CONTROL SOLUTIONS

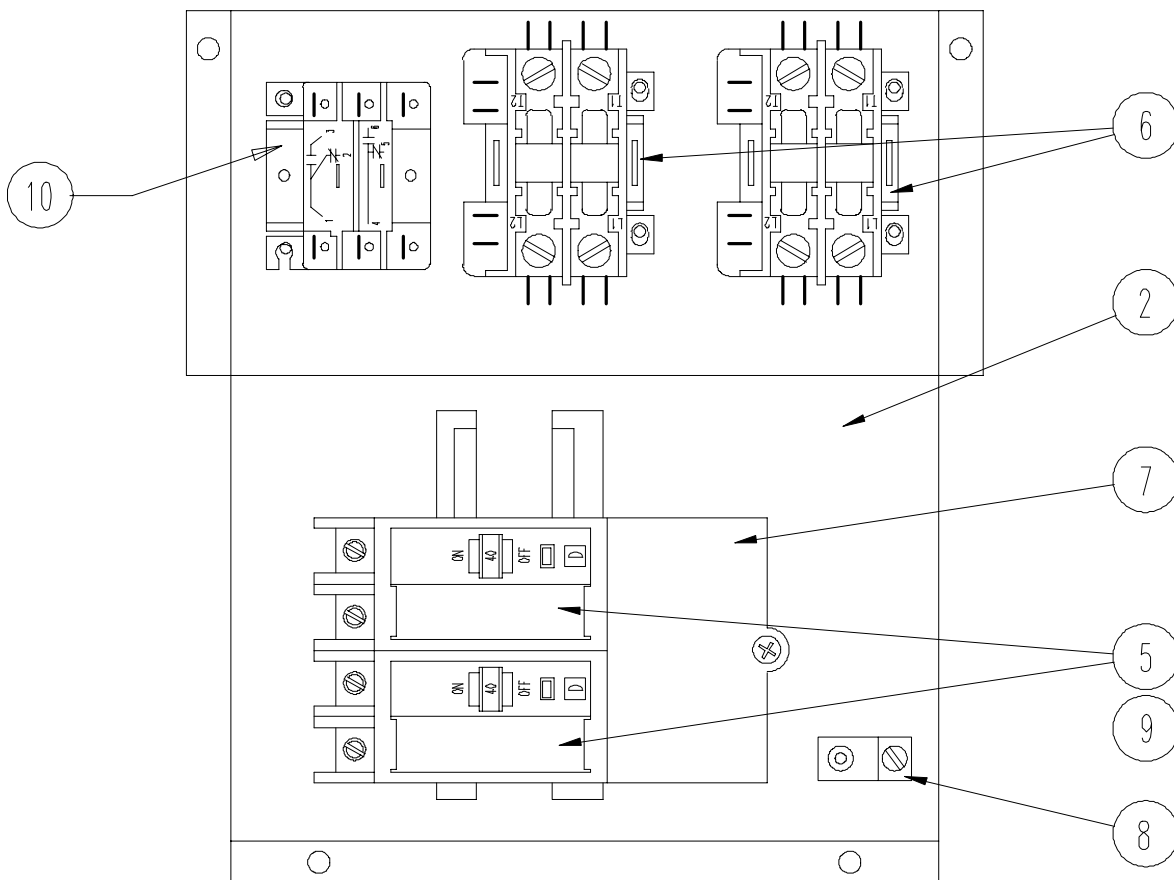
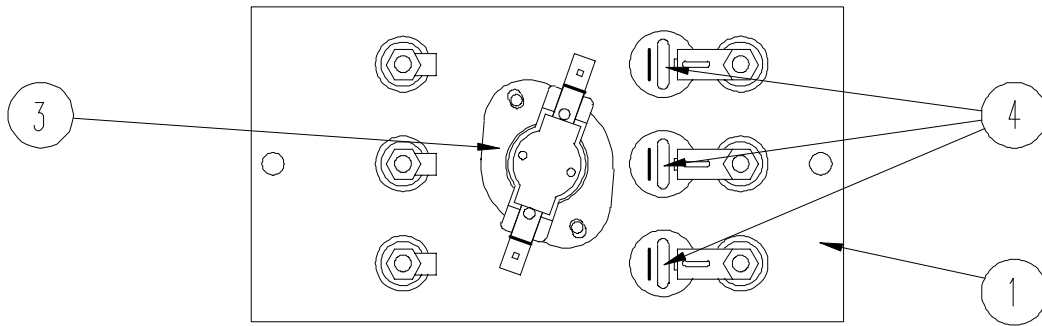
BARD MANUFACTURING COMPANY  
Bryan, Ohio 43506

*Since 1914...Moving ahead, just as planned.*

Manual: 2110-604E  
Supersedes: 2110-604D  
File: Tab 18  
Date: 03-20-03

---

# HEATER PACKAGES – HEAT PUMP



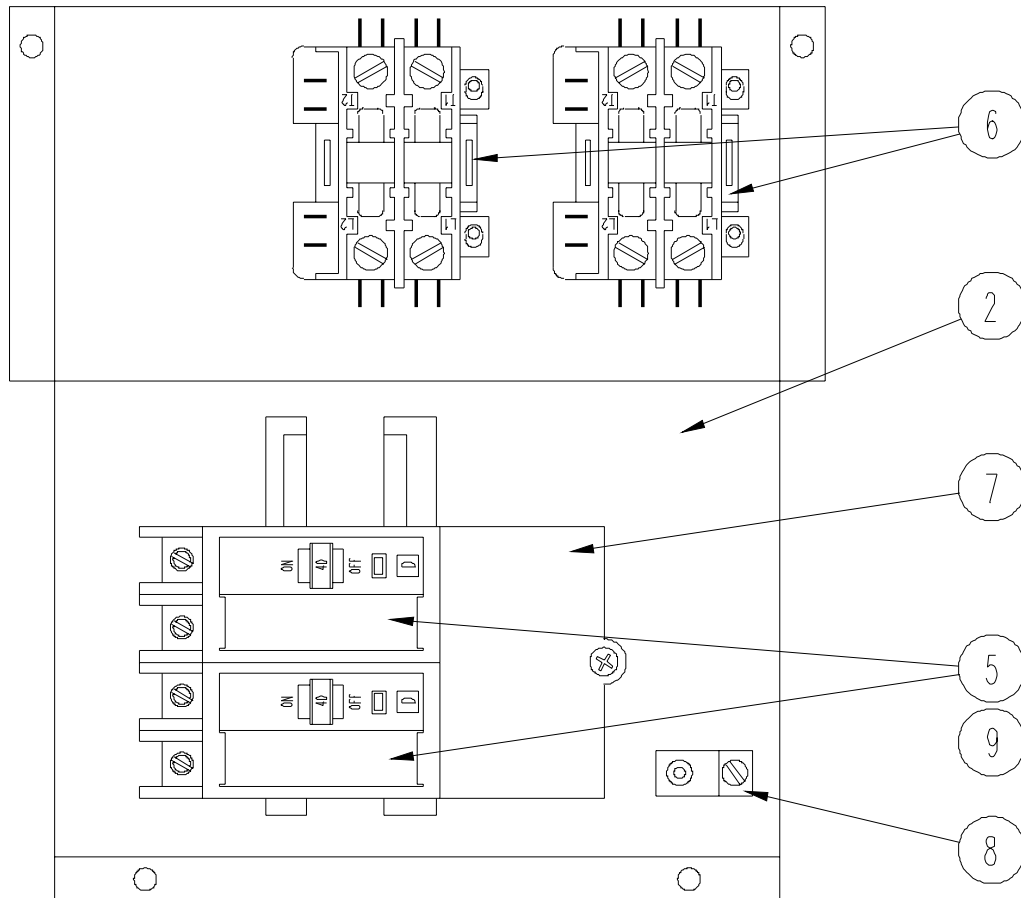
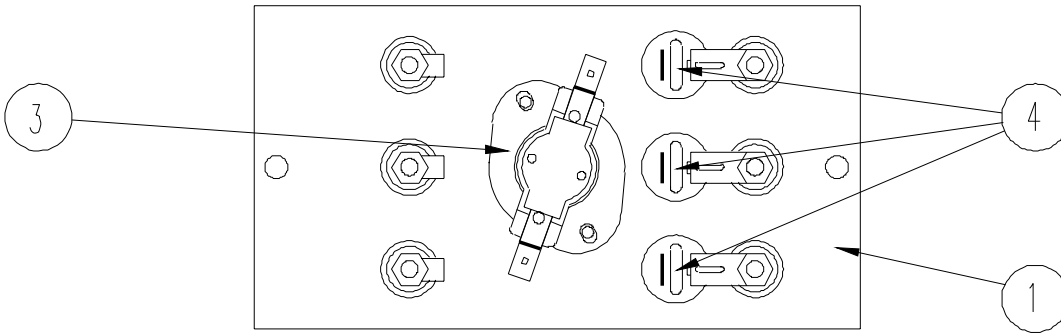
SEXP-165

# HEATER PACKAGES – HEAT PUMP

Drawing No.	Part No.	Description	EHWH26-A05	EHWH31-A05	EHWH31-A08	EHWH31-B06	EHWH31-C06	EHWH30-A05	EHWH36-A05	EHWH30-A10	EHWH36-A10	EHWH36-A15	EHWH03-B06	EHWH03-B09	EHWH36-B15	EHWC03A-C06	EHWC03A-C09	EHWC03A-C15	EHWH36TA10	EHWH30TA10	EHWH26-C06	ESH31-B06	ESH31-A08	ESH31-C06
1	8604-089	Heat Strip 5 KW	X	X			X	X											X	X				
1	8604-095	Heat Strip 10 KW	X	X						X	X													
1	8604-096	Heat Strip 15 KW										X												
1	8604-049	Heat Strip 6 KW				X							X											
1	8604-048	Heat Strip 9 KW												X	X									
1	8604-100	Heat Strip 6 KW					X								X		X				X			X
1	8604-101	Heat Strip 9 KW														X		X						
1	8604-120	Heat Strip 8 KW			X												X	X					X	
1	8604-123	Heat Strip 6 KW 19.5 G																				X		
2	127X210	Heater Control Base	X	X	X			X	X	X	X	X	X	X	X		X	X	X	X	X	X	X	X
2	127-321	Heater Control Base				X	X									X	X	X			X	X	X	X
3	8402-028	Limit Control						X	X	X	X													
3	8402-065	Limit Control						X	X				X	X		X	X		X	X				
3	8402-069	Limit Control										X												
3	8402-070	Limit Control													X									
3	8402-130	Limit Control	X	X	X	X												X						
3	8402-129	Limit Control					X														X			
3	8402-074	Limit Control																				X		
3	8402-141	Limit Control																					X	
3	8402-047	Limit Control																						X
4	8402-091	Thermal Cutoff						X	X										2	2				
4	8402-096	Thermal Cutoff			2	2				2	2	3												
4	8402-092	Thermal Cutoff											2	2	4							2	2	
4	8402-093	Thermal Cutoff	X	X																				
4	8402-095	Back-up Limit														2	2	2						
4	8402-128	Back-up Limit					2														2			2
5	8615-067	Disconnect Switch														X	X	X			X			X
5	8615-037	Circuit Breaker 30A								X	X								X	X				
5	8615-040	Circuit Breaker 50A	X	X				X		X	X	2							X	X		X		
5	8615-041	Circuit Breaker 60A																						
5	8615-043	Circuit Breaker 40A				X							X											
5	8615-045	Circuit Breaker 50A												X	X							X		
5	8615-038	Circuit Breaker 35A			X																			
5	8615-039	Circuit Breaker 45A			X																			
5	8615-063	Circuit Breaker 20A					X																	
6	8401-006	Heat Contactor	1	1		1	1	1	1	1	1	2	1	1	2				1	1		1	2	
6	8401-002	Heat Contactor			1											1	1	2			1			1
7	8615-047	Jumper Bar			X					X	X	X							X	X				
8	8611-006	Ground Terminal			X					X	X	X							X	X				
9	8615-049	Jumper Bar Cover			X					X	X	X							X	X				
10	8201-013	Emergency Heat Relay										X			X			X					X	
NS	4097-121	Wiring Diagram	X	X				X	X															
NS	4097-141	Wiring Diagram								X	X								X	X				
NS	4097-142	Wiring Diagram			X																			
NS	4097-151	Wiring Diagram										X												
NS	4097-221	Wiring Diagram				X							X	X								X		
NS	4097-231	Wiring Diagram													X									
NS	4097-322	Wiring Diagram														X	X				X			X
NS	4097-333	Wiring Diagram															X							
NS	4097-324	Wiring Diagram					X																	
NS	4097-145	Wiring Diagram																					X	

NS = Not Shown

# HEATER PACKAGES – AIR CONDITIONER



SEXP-164

# HEATER PACKAGES – AIR CONDITIONER

Dwg. No.	Part No.	Description	EHWA03-A05	EHWA03-A08	EHWA03-A10	EHWA03-A15	EHWA03-B06	EHWA03-B09	EHWA03-B15	EHWA03A-C12	EHWA03A-C15	EHWA03-E12	EHWA03A-F12	EHWA03TA10
1	8604-089	Heat Strip 5KW	X											
1	8604-090	Heat Strip 8KW		X										
1	8604-095	Heat Strip 10KW			X									X
1	8604-096	Heat Strip 15KW				X			X					
1	8604-046	Heat Strip 12KW										X		
1	8604-049	Heat Strip 6KW					X							
1	8604-048	Heat Strip 9KW						X						
1	8604-100	Heat Strip 6KW								2	X		X	
1	8604-101	Heat Strip 9KW									X		X	
2	127X210	Heater Control Base	X	X	X	X	X	X	X			X		X
2	127-321	Heater Control Base								X	X		X	
3	8402-028	Limit Control			X									
3	8402-065	Limit Control	X	X			X	X						X
3	8402-069	Limit Control				X								
3	8402-070	Limit Control							X	X	X	X	X	
4	8402-091	Thermal Cutoff	X	2										2
4	8402-096	Thermal Cutoff			2	3								
4	8402-092	Thermal Cutoff					2	2		3			3	
4	8402-095	Backup Limit								4	4		4	
5	8615-067	Disconnect Switch								X	X		X	
5	8615-037	Circuit Breaker 30A				X								
5	8615-038	Circuit Breaker 35A	X											
5	8615-040	Circuit Breaker 50A		X										
5	8615-041	Circuit Breaker 60A			X	X								X
5	8615-051	Circuit Breaker 25A 3PH					X							
5	8615-042	Circuit Breaker 35A 3PH						X						
5	8615-043	Circuit Breaker 40A 3PH										X		
5	8615-045	Circuit Breaker 50A 3PH							X					
6	8401-006	Heat Contactor	X	X	X	2	X	X	2			2	2	X
6	8401-002	Heat Contactor								2	2		2	
7	8615-047	Jumper Bar				X								
8	8611-006	Ground Terminal				X								
9	8615-049	Jumper Bar Cover				X								
NS	4097-120	Wiring Diagram	X											
NS	4097-140	Wiring Diagram		X	X									X
NS	4097-150	Wiring Diagram				X								
NS	4097-220	Wiring Diagram					X	X						
NS	4097-230	Wiring Diagram							X			X		
NS	4097-332	Wiring Diagram								X	X		X	

NS = Not Shown