

---

# REPLACEMENT PARTS MANUAL

# WALL MOUNT HEATER PACKAGES

**MODELS:** EHWH30-A05, EHWH36-A05, EHWH30-A10, EHWH36-A10,  
EHWH36-A15, EHWH03-B06, EHWH03-B09, EHWH36-B15,  
EHWC03A-C06, EHWC03A-C09, EHWH03A-C15,  
EHWH36TA10, EHWH30TA10, EHWH26-A05, EHWH31-A05,  
EHWH31-A08, EHWH31-B06, EHWH31-C06  
  
EHWH26-C06, ESH31-A04, ESH31-A08, ESH31-B06,  
ESH31-C06  
  
EHWA03-A05, EHWA03-A08, EHWA03-A10, EHWA03-A15,  
EHWA03-B06, EHWA03-B09, EHWA03-B15, EHWA03A-C12,  
EHWA03A-C15, EHWA03-E12, EHWA03A-F12, EHWA03TA10,  
EHWA37-B15

---

## General Notes

- Revised and/or additional pages may be issued from time to time.
- A complete and current manual consists of pages shown in the following contents section.

## Important

- Contact the installing and/or local Bard distributor for all parts requirements. Make sure you have the complete model and serial number available from the unit rating plates.

## Contents

<i>Description</i>	<i>Page</i>
Heater Packages / Heat Pump	
♦ Exploded View .....	1
♦ Usage List .....	2
♦ Usage List .....	3
♦ Blank Page .....	4
Heater Packages / Air Conditioner	
♦ Exploded View .....	5
♦ Usage List .....	6



CLIMATE CONTROL SOLUTIONS

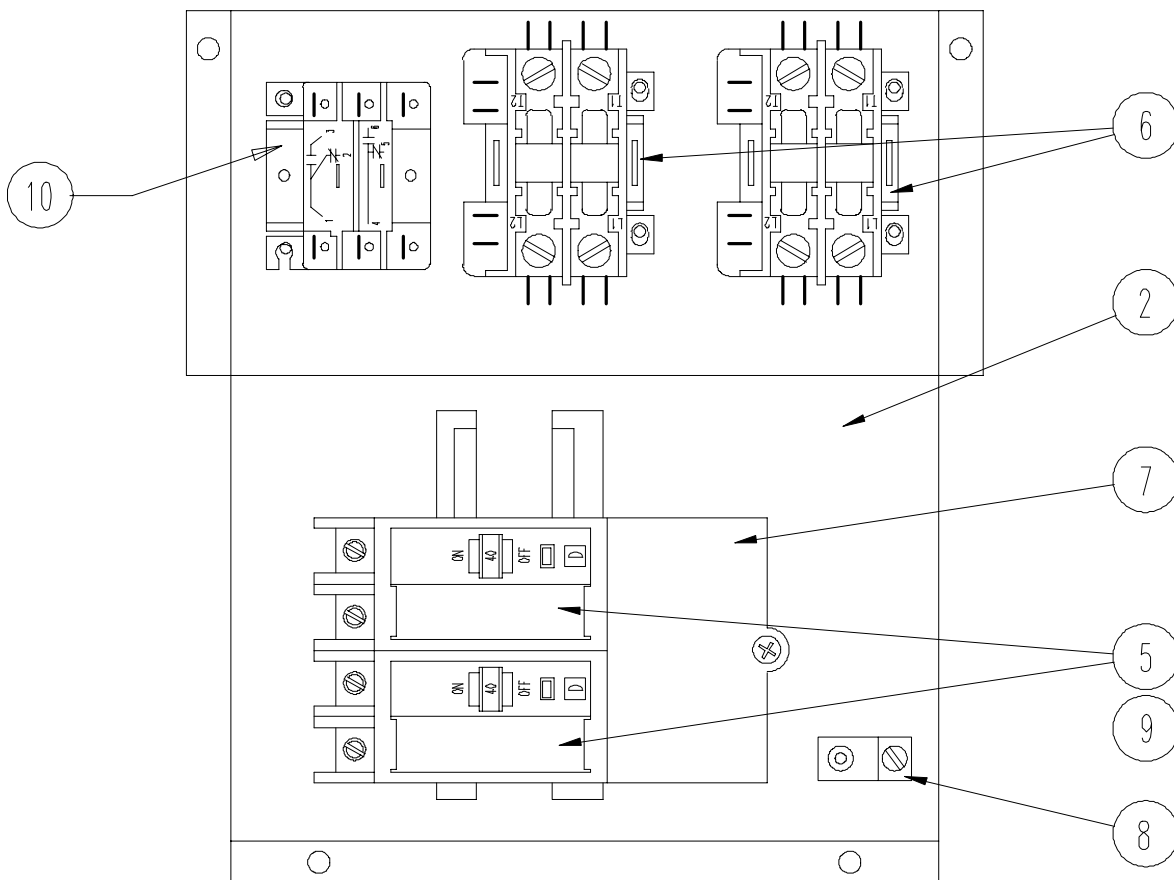
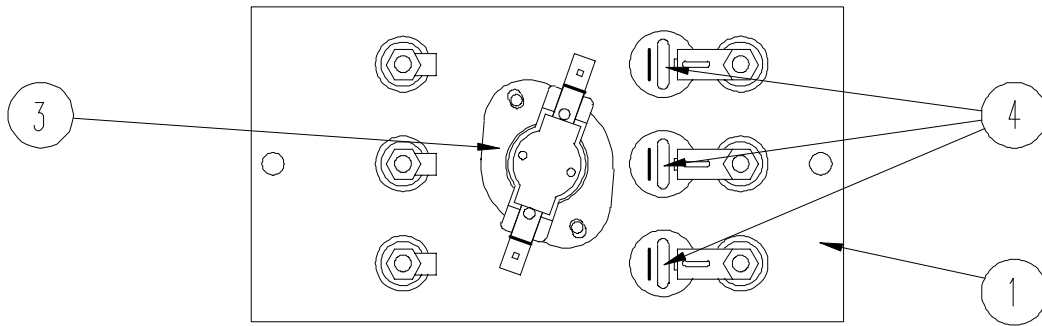
BARD MANUFACTURING COMPANY  
Bryan, Ohio 43506

*Since 1914...Moving ahead, just as planned.*

Manual: 2110-604F  
Supersedes: 2110-604E  
File: Tab 18  
Date: 06-01-03

---

# HEATER PACKAGES – HEAT PUMP



SEXP-165

# HEATER PACKAGES – HEAT PUMP

Drawing No.	Part No.	Description	EHWH26-A05	EHWH31-A05	EHWH31-A08	EHWH31-B06	EHWH31-C06	EHWH30-A05	EHWH36-A05	EHWH30-A10	EHWH36-A10	EHWH36-A15	EHWH03-B06	EHWH03-B09	EHWH36-B15
1	8604-089	Heat Strip 5 KW	X	X				X	X						
1	8604-095	Heat Strip 10 KW								X	X				
1	8604-096	Heat Strip 15 KW										X			
1	8604-049	Heat Strip 6 KW				X							X		X
1	8604-048	Heat Strip 9 KW												X	X
1	8604-100	Heat Strip 6 KW					X								
1	8604-120	Heat Strip 8 KW 16 GA			X										
2	127X210	Heater Control Base	X	X	X			X	X	X	X	X	X	X	X
2	127-321	Heater Control Base				X	X								
3	8402-028	Limit Control								X	X				
3	8402-065	Limit Control						X	X				X	X	
3	8402-069	Limit Control										X			
3	8402-070	Limit Control													X
3	8402-130	Limit Control	X	X	X	X									
3	8402-129	Limit Control					X								
4	8402-091	Thermal Cutoff						X	X						
4	8402-096	Thermal Cutoff			2	2				2	2	3			
4	8402-092	Thermal Cutoff											2	2	4
4	8402-093	Thermal Cutoff	X	X											
4	8402-128	Back-up Limit					2								
5	8615-037	Circuit Breaker 30A								X	X				
5	8615-040	Circuit Breaker 50A	X					X		X					
5	8615-041	Circuit Breaker 60A		X					X		X		2		
5	8615-043	Circuit Breaker 40A				X								X	
5	8615-045	Circuit Breaker 50A													X
5	8615-038	Circuit Breaker 35A			X										
5	8615-039	Circuit Breaker 45A			X										
5	8615-063	Circuit Breaker 20A					X								
6	8401-006	Heat Contactor	1	1		1	1	1	1	1	1	2	1	1	2
6	8401-002	Heat Contactor			1										
7	8615-047	Jumper Bar			X					X	X	X			
8	8611-006	Ground Terminal			X					X	X	X			
9	8615-049	Jumper Bar Cover			X					X	X	X			
10	8201-013	Emergency Heat Relay										X			X
NS	4097-121	Wiring Diagram	X	X				X	X						
NS	4097-141	Wiring Diagram								X	X				
NS	4097-142	Wiring Diagram			X										
NS	4097-151	Wiring Diagram										X			
NS	4097-221	Wiring Diagram				X							X	X	
NS	4097-231	Wiring Diagram													X
NS	4097-324	Wiring Diagram					X								

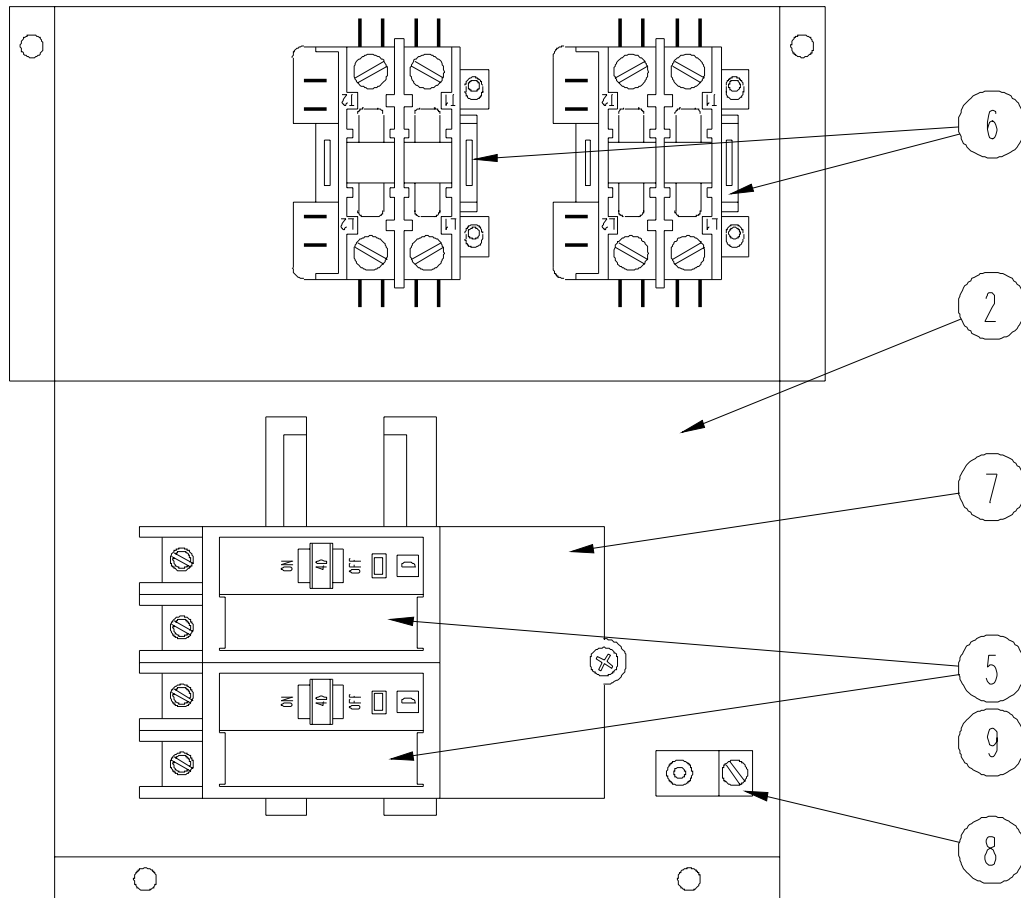
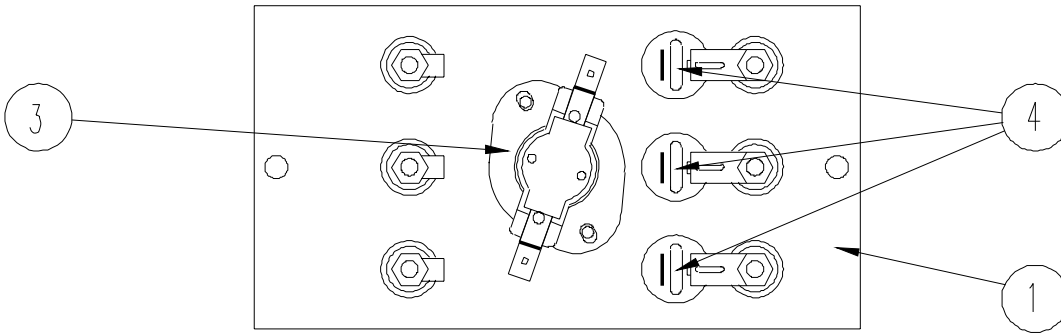
NS = Not Shown

# HEATER PACKAGES – HEAT PUMP

Drawing No.	Part No.	Description	EHWC03A-C06	EHWC03A-C09	EHWC03A-C15	EHWH30TA10	EHWH36TA10	EHWH26-C06	ESH31-A04	ESH31-A08	ESH31-B06	ESH31-C06
1	8604-089	Heat Strip 5 KW				X	X					
1	8604-100	Heat Strip 6 KW	X		X	X		X				X
1	8604-101	Heat Strip 9 KW		X	X							
1	8604-123	Heat Strip 6 KW 19.5 GA									X	
1	8604-124	Heat Strip 4 KW 16.0 GA							X			
1	8604-120	Heat Strip 8 KW 16.0 GA								X		
2	127X210	Heater Control Base				X	X		X	X	X	
2	127-321	Heater Control Base	X	X	X			X				X
3	8402-065	Limit Control	X	X		X	X					
3	8402-070	Limit Control			X							
3	8402-129	Limit Control						X				
3	8402-074	Limit Control									X	
3	8402-141	Limit Control								X		
3	8402-047	Limit Control										X
3	8402-118	Limit Control						X				
4	8402-091	Thermal Cutoff				2	2					
4	8402-092	Thermal Cutoff							1	2	2	
4	8402-128	Back-up Limit	2	2	2							
4	8402-128	Back-up Limit						2				2
5	8615-067	Disconnect Switch	X	X	X			X				X
5	8615-037	Circuit Breaker 30A				X	X					
5	8615-040	Circuit Breaker 50A					X			X		
5	8615-041	Circuit Breaker 60A				X						
5	8615-043	Circuit Breaker 40A									X	
5	8615-039	Circuit Breaker 45A							X			
6	8401-006	Heat Contactor				1	1		1	2	1	
6	8401-002	Heat Contactor	1	1	2			1				1
7	8615-047	Jumper Bar				X	X					
8	8611-006	Ground Terminal				X	X					
9	8615-049	Jumper Bar Cover				X	X					
10	8201-013	Emergency Heat Relay			X					X		
NS	4097-121	Wiring Diagram							X			
NS	4097-141	Wiring Diagram				X	X					
NS	4097-221	Wiring Diagram									X	
NS	4097-322	Wiring Diagram	X	X				X				X
NS	4097-333	Wiring Diagram			X							
NS	4097-145	Wiring Diagram							X			

This page has been left  
blank intentionally.

# HEATER PACKAGES – AIR CONDITIONER



SEXP-164

# HEATER PACKAGES – AIR CONDITIONER

Drawing No.	Part No.	Description	EHWA03-A05	EHWA03-A08	EHWA03-A10	EHWA03-A15	EHWA03-B06	EHWA03-B09	EHWA03-B15	EHWA03A-C12	EHWA03A-C15	EHWA03-E12	EHWA03A-F12	EHWA03TA10	EHWA37-B15
1	8604-089	Heat Strip 5 KW	X												
1	8604-090	Heat Strip 8 KW		X											
1	8604-095	Heat Strip 10 KW			X									X	
1	8604-096	Heat Strip 15 KW				X			X						X
1	8604-046	Heat Strip 12 KW										X			
1	8604-049	Heat Strip 6 KW					X								
	8604-048	Heat Strip 9 KW						X							
1	8604-100	Heat Strip 6 KW								2	X		X		
1	8604-101	Heat Strip 9 KW									X		X		
2	127X210	Heater Control Base	X	X	X	X	X	X	X			X		X	X
2	127-321	Heater Control Base								X	X		X		
3	8402-028	Limit Control			X										
3	8402-065	Limit Control	X	X			X	X						X	
3	8402-069	Limit Control				X									
3	8402-070	Limit Control							X	X	X	X	X		X
4	8402-091	Thermal Cutoff	X	2										2	
4	8402-096	Thermal Cutoff			2	3									3
4	8402-092	Thermal Cutoff					2	2							
4	8402-095	Back-up Limit								4	4		4		
5	8615-067	Disconnect Switch								X	X		X		
5	8615-037	Circuit Breaker 30A				X									
5	8615-038	Circuit Breaker 35A	X												
5	8615-040	Circuit Breaker 50A		X											
5	8615-041	Circuit Breaker 60A			X	X									
5	8615-051	Circuit Breaker 25A, 3PH					X								
5	8615-042	Circuit Breaker 35A, 3PH						X							
5	8615-043	Circuit Breaker 40A, 3PH										X			
5	8615-045	Circuit Breaker 50A, 3PH							X						
5	8615-046	Circuit Breaker 60A, 3PH													X
6	8401-006	Heat Contactor	X	X	X	2	X	X	2			2		X	2
6	8401-002	Heat Contactor								2	2		2		
7	8615-047	Jumper Bar				X									X
8	8611-006	Ground Terminal				X									X
9	8615-049	Jumper Bar Cover				X									X
NS	4097-120	Wiring Diagram	X												
NS	4097-140	Wiring Diagram		X	X									X	
NS	4097-150	Wiring Diagram				X									
NS	4097-220	Wiring Diagram					X	X							
NS	4097-230	Wiring Diagram							X			X			X
NS	4097-332	Wiring Diagram								X	X		X		

NS = Not Shown