



# REPLACEMENT PARTS MANUAL WALL MOUNT HEATER PACKAGE

**MODELS:** EHWH30-A05, EHWH36-A05, EHWH30-A10, EHWH36-A10,  
EHWH36-A15, EHWH03-B06, EHWH03-B09, EHWH36-B15,  
EHWC03A-C06, EHWC03A-C09, EHWH36A-C15

EHWA03-A05, EHWA03-A08, EHWA03-A10, EHWA03-A15,  
EHWA03-B06, EHWA03-B09, EHWA03-B15, EHWA03A-C12,  
EHWA03A-C15, EHWA03TA10, EHWA03-E12, EHWA03A-F12,  
EHWH36TA10

## GENERAL NOTES

- \* Revised and/or additional pages may be issued from time to time.
- \* A complete and current manual consists of pages dated as shown in the following index.

## INDEX

PAGE DESCRIPTION	PAGE	DATE	SUPERSEDES
Htr. Pkgs./Heat Pump--Exploded View	2	01-23-95	
Htr. Pkgs./Heat Pump--Usage List	3	01-23-95	
Htr. Pkgs./Air Conditioner--Exploded View	4	01-23-95	
Htr. Pkgs./Air Conditioner--Usage List	5	01-23-95	

## IMPORTANT

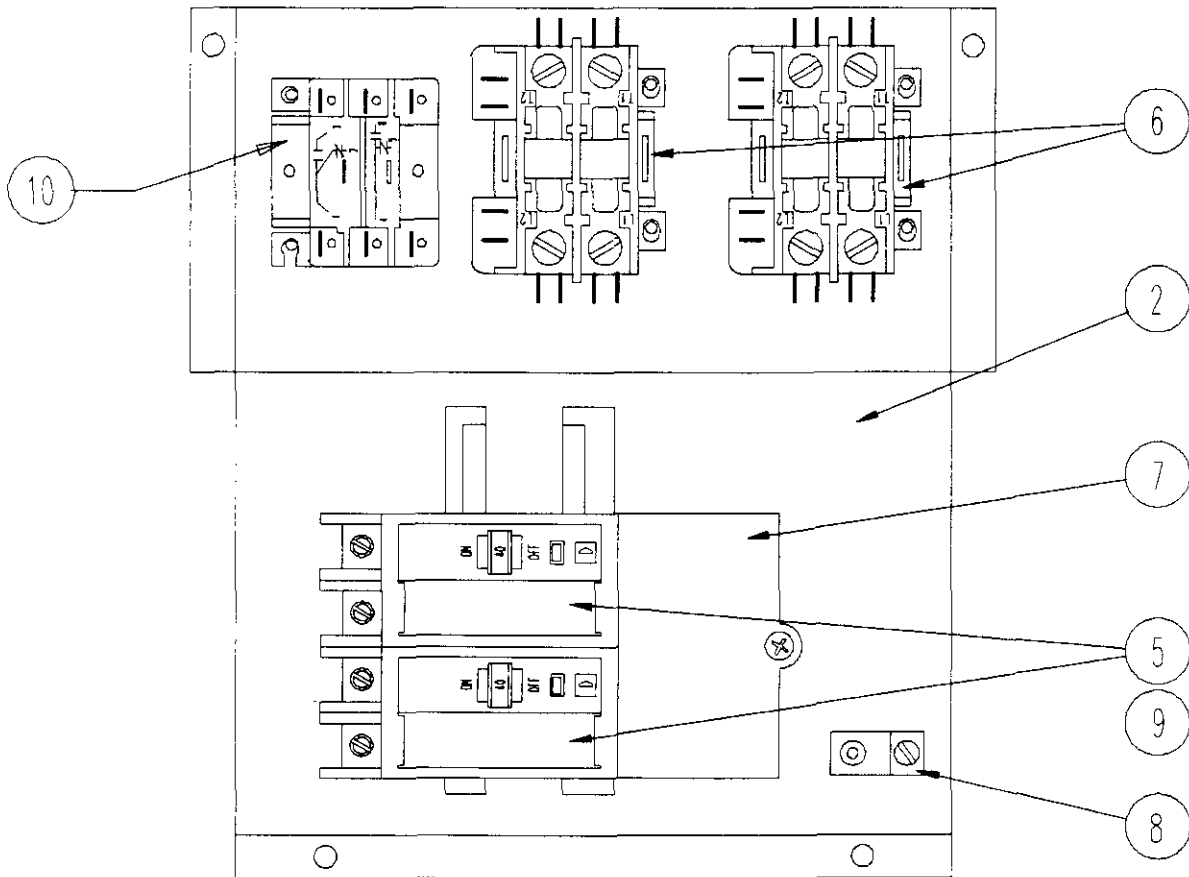
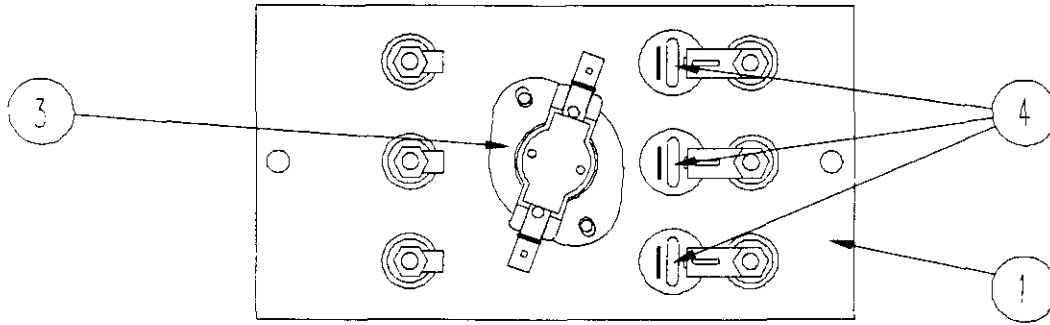
Contact the installing and/or local Bard distributor for all parts requirements. Make sure you have the complete model and serial number available from the unit rating plates.

BARD MANUFACTURING COMPANY  
Bryan, Ohio 43506

Since 1914...Moving, ahead just as planned.

Manual: 2110-604 Rev.  
Supersedes: Rev.  
File: 2150-004, Tab 18

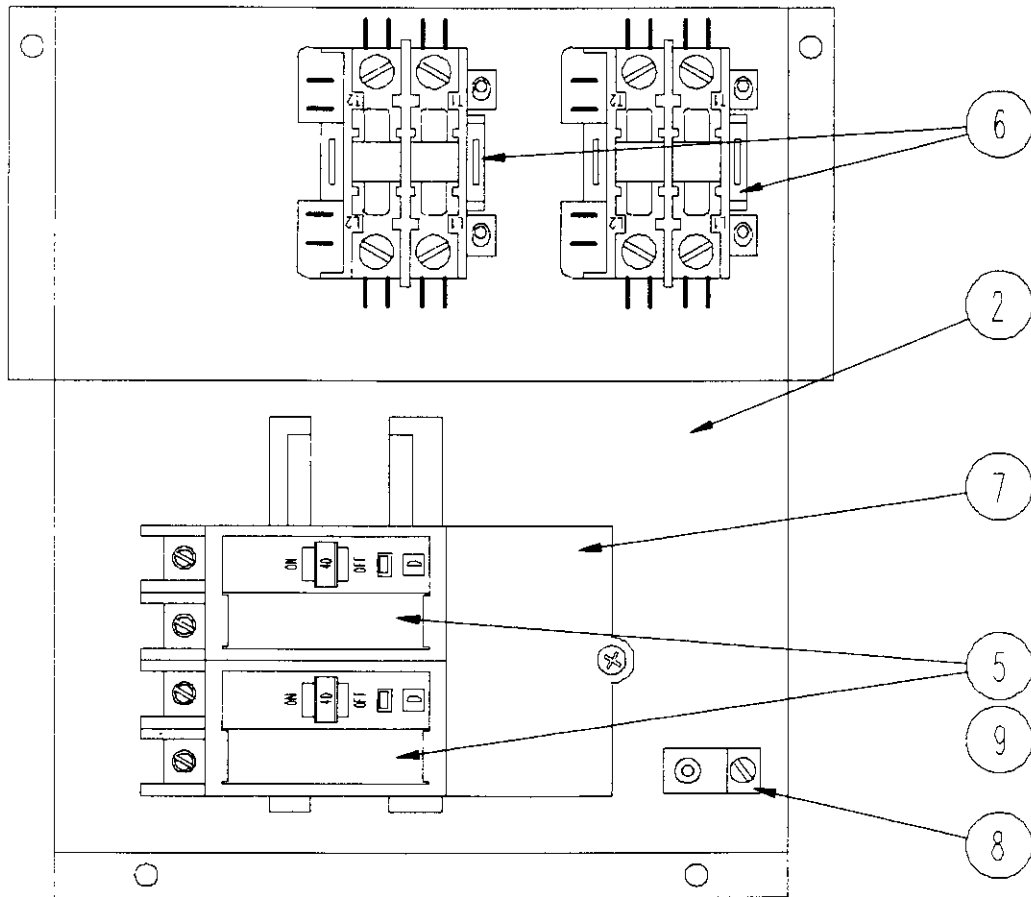
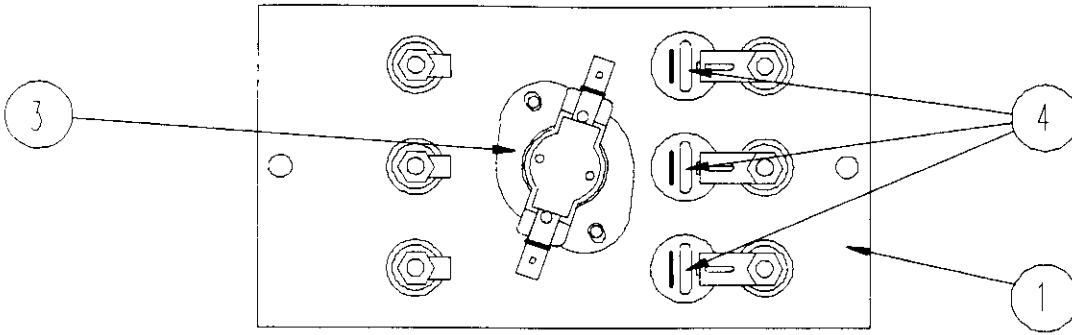
# Heat Pump Heater Packages



SEXP-165

Dwg. No.	Part No.	Heat Pump Heater Packages Description	EHWH30-A05	EHWH36-A05	EHWH30-A10	EHWH36-A10	EHWH36-A15	EHWH03-B06	EHWH03-B09	EHWH36-B15	EHWC03A-C06	EHWC03A-C09	EHWH03A-C15	EHWH36TA10	EHWH30TA10	
1	8604-089	Heat Strip 5KW	x	x												
1	8604-095	Heat Strip 10KW			x	x								x	x	
1	8604-096	Heat Strip 15KW					x									
1	8604-049	Heat Strip 6KW						x		x						
1	8604-048	Heat Strip 9KW							x	x						
1	8604-100	Heat Strip 6KW									x		x			
1	8604-101	Heat Strip 9KW										x	x			
2	127-210	Heater Control Base	x	x	x	x	x	x	x	x				x	x	
2	127-211	Heater Control Base									x	x	x			
3	8402-028	Limit Control			x	x										
3	8402-065	Limit Control	x	x				x	x		x	x		x	x	
3	8402-069	Limit Control					x									
3	8402-070	Limit Control								x			x			
4	8402-091	Thermal Cutoff	x	x										2	2	
4	8402-096	Thermal Cutoff			2	2	3									
4	8402-092	Thermal Cutoff						2	2	4						
4	8402-095	Backup Limit									2	2	4			
5	8615-053	Pull Disconnect									x	x	x			
5	8615-037	Circuit Breaker 30A			x	x								x	x	
5	8615-040	Circuit Breaker 50A	x		x									x	x	
5	8615-041	Circuit Breaker 60A		x		x	2							x		
5	8615-043	Circuit Breaker 40A						x								
5	8615-045	Circuit Breaker 50A							x	x						
6	8401-006	Heat Contactor	1	1	1	1	2	1	1	2				1	1	
6	8401-002	Heat Contactor									1	1	2			
7	8615-047	Jumper Bar			x	x	x							x	x	
8	8611-006	Ground Terminal			x	x	x							x	x	
9	8615-049	Jumper Bar Cover			x	x	x							x	x	
10	8201-013	Emergency Heat Relay					x			x			x			
	4097-121	Wiring Diagram	x	x												
	4097-141	Wiring Diagram			x	x								x	x	
	4097-151	Wiring Diagram					x									
	4097-221	Wiring Diagram						x	x							
	4097-231	Wiring Diagram								x						
	4097-322	Wiring Diagram									x	x				
	4097-333	Wiring Diagram											x			

# Air Conditioning Heater Packages



SEXP-164

Dwg. No.	Part No.	Air Conditioning Heater Packages Description	EHWA03-A05	EHWA03-A08	EHWA03-A10	EHWA03-A15	EHWA03-B06	EHWA03-B09	EHWA03-B15	EHWC03A-C06	EHWC03A-C09	EHWA03A-C12	EHWA03-C15	EHWA03-E12	EHWA03A-F12	EHWA03TA10
1	8604-089	Heat Strip 5Kw	x													
1	8604-090	Heat Strip 8KW		x												
1	8604-095	Heat Strip 10KW			x											x
1	8604-096	Heat Strip 15KW				x			x							
1	8604-046	Heat Strip 12KW												x		
1	8604-049	Heat Strip 6KW					x									
1	8604-048	Heat Strip 9KW						x								
1	8604-100	Heat Strip 6KW								x		2	x		x	
1	8604-101	Heat Strip 9KW									x		x		x	
2	127-210	Heater Control Base	x	x	x	x	x	x	x					x		x
2	127-211	Heater Control Base								x	x	x	x		x	
3	8402-028	Limit Control			x											
3	8402-065	Limit Control	x	x			x	x		x	x					x
3	8402-069	Limit Control				x										
3	8402-070	Limit Control							x			x	x	x	x	
4	8402-091	Thermal Cutoff	x	2												2
4	8402-096	Thermal Cutoff			2	3								3		
4	8402-092	Thermal Cutoff					2	2								
4	8402-095	Backup Limit								2	2	4	4		4	
5	8615-053	Pull Disconnect								x	x	x	x		x	
5	8615-037	Circuit Breaker 30A				x										
5	8615-038	Circuit Breaker 35A	x													
5	8615-040	Circuit Breaker 50A		x												
5	8615-041	Circuit Breaker 60A			x	x										x
5	8615-051	Circuit Breaker 25A 3PH					x									
5	8615-042	Circuit Breaker 35A 3PH						x								
5	8615-043	Circuit Breaker 40A 3PH												x		
5	8615-045	Circuit Breaker 50A 3PH							x							
6	8401-006	Heat Contactor	x	x	x	2	x	x	2					2		x
6	8401-002	Heat Contactor								x	x	2	2		2	
7	8615-047	Jumper Bar				x										
8	8611-006	Ground Terminal				x										
9	8615-049	Jumper Bar Cover				x										
	4097-120	Wiring Diagram	x													
	4097-140	Wiring Diagram		x	x											x
	4097-150	Wiring Diagram				x										
	4097-220	Wiring Diagram					x	x								
	4097-230	Wiring Diagram							x					x		
	4097-322	Wiring Diagram								x	x					
	4097-332	Wiring Diagram										x	x		x	

