
REPLACEMENT PARTS MANUAL WALL MOUNT HEATER PACKAGE

**MODELS: EHWH38-A05, EHWH38-B06, EHWH38-B09, EHWH49-A05,
EHWH49-A08, EHWH49-A10, EHWH49-B06, EHWH49-B09,
EHWH49-C06, EHWH49-C09, EHWH61-A05, EHWH61-A08,
EHWH61-A10, EHWH61-A20, EHWH61-C09
EHWA38-A05, EHWA38-A08, EHWA38-A10, EHWA38-B06,
EHWA38-B09, EHWA38-C06, EHWA49-A05, EHWA49-B06,
EHWA61-A05, EHWA61-A08, EHWA61-A10, EHWA61-B09**

General Notes

- Revised and/or additional pages may be issued from time to time.
- A complete and current manual consists of pages shown in the following contents section.

Contents

Description	Page
Heater Packages / Heat Pump	
♦ Exploded View	1
♦ Usage List	2
Heater Packages / Air Conditioning	
♦ Exploded View	3
♦ Usage List	4

Important

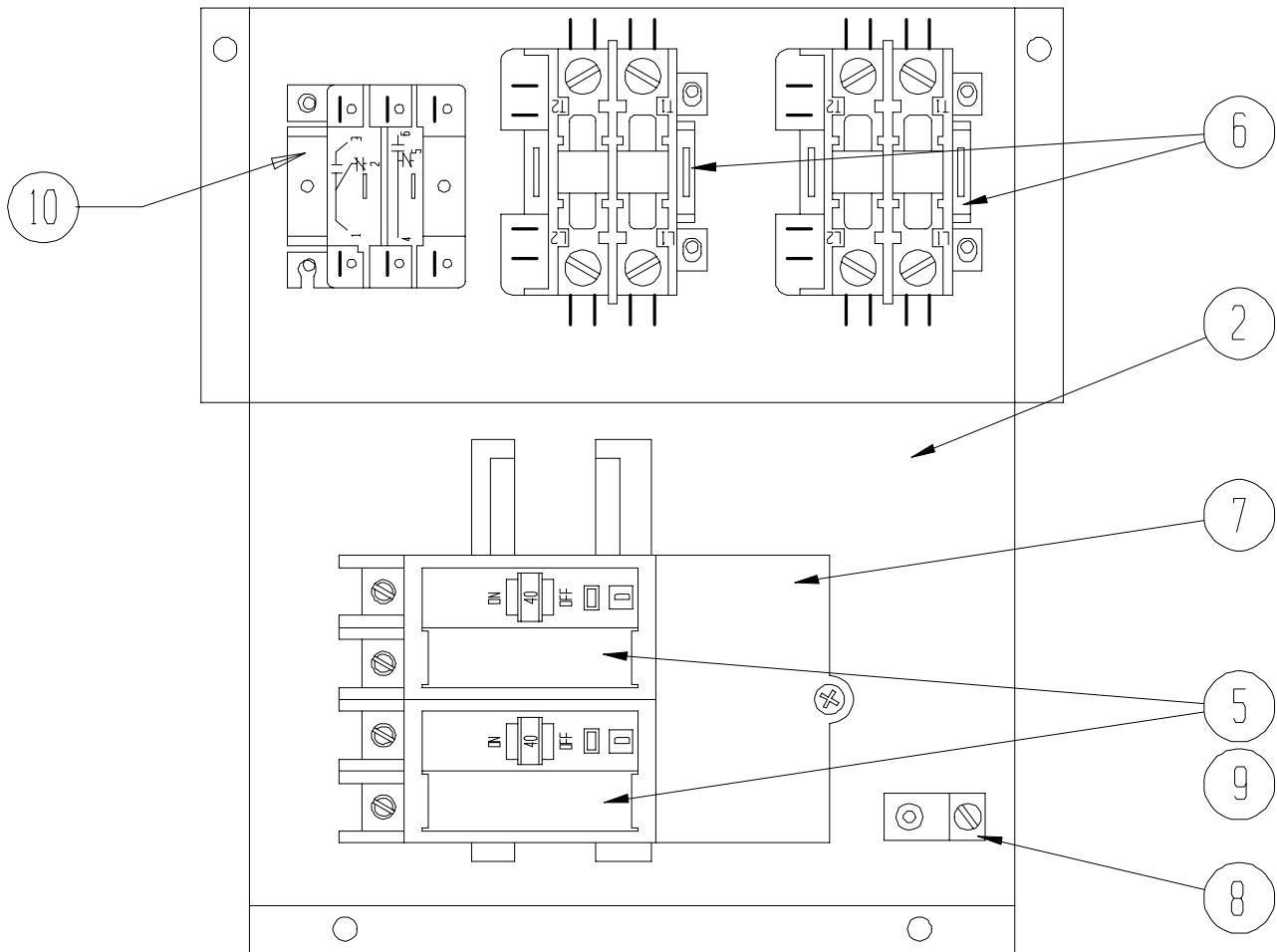
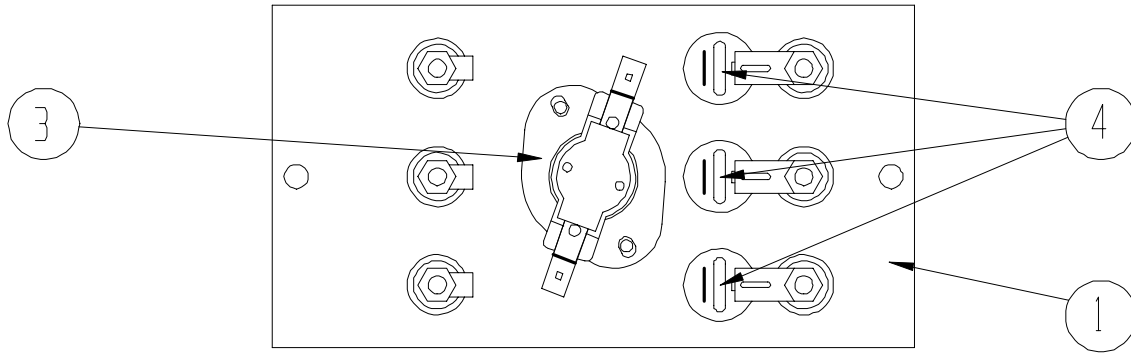
- Contact the installing and/or local Bard distributor for all parts requirements. Make sure you have the complete model and serial number available from the unit rating plates.



BARD MANUFACTURING COMPANY
Bryan, Ohio 43506
Since 1914...Moving, ahead just as planned.

Manual: 2110-607C
Supersedes: 2110-607B
File: 2150-004 Tab 18
Date: 09-12-01

HEAT PUMP HEATER PACKAGES



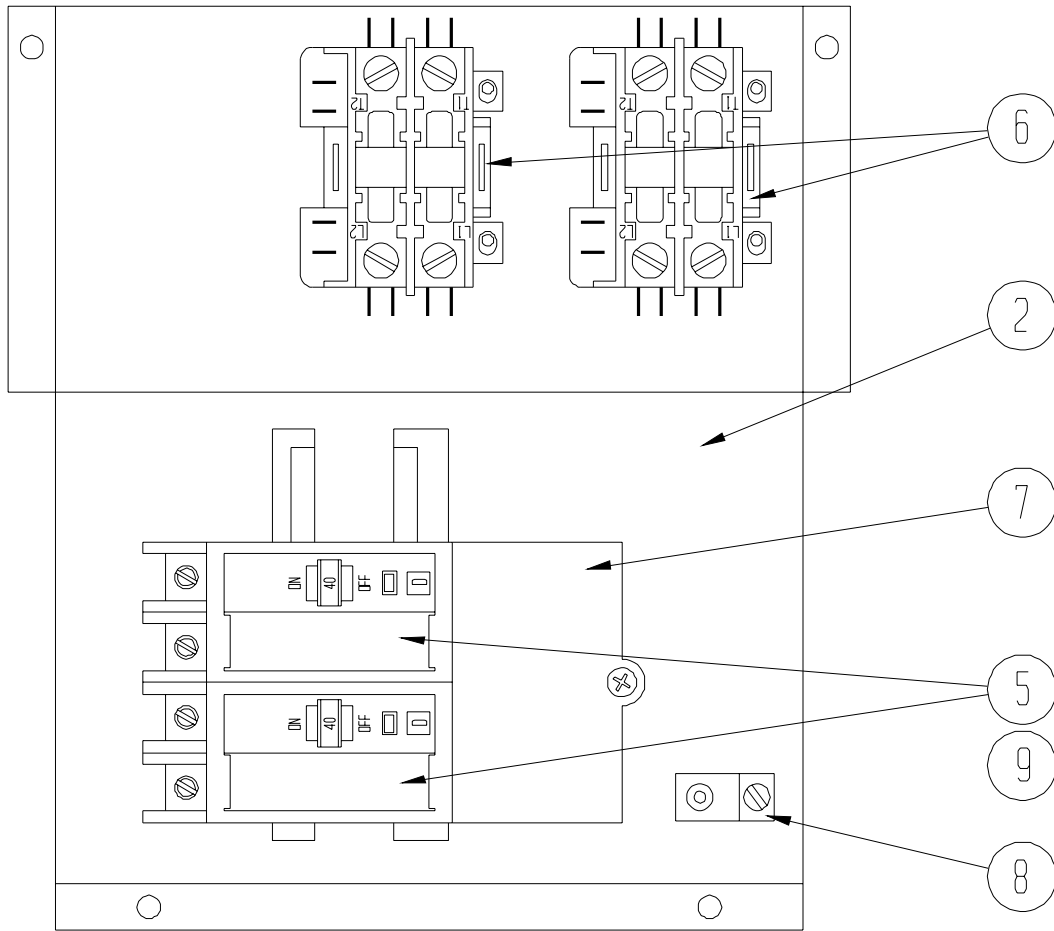
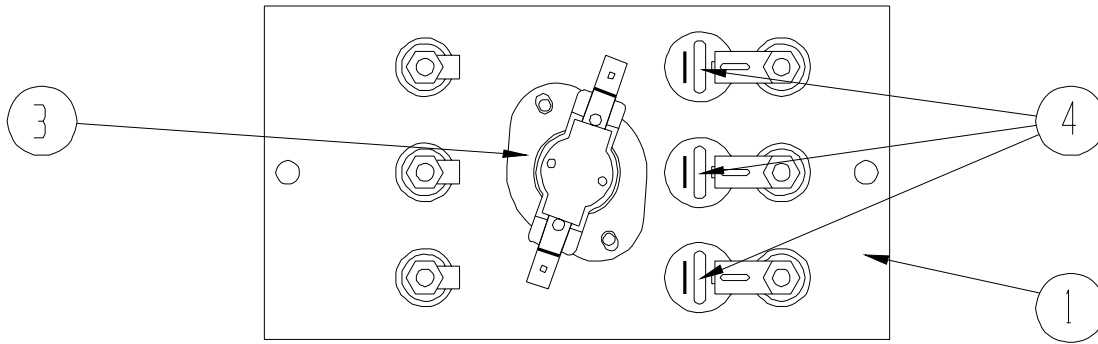
SEXP-165

HEAT PUMP HEATER PACKAGES

Drawing			EHWH38-A05	EHWH38-B06	EHWH38-B09	EHWH49-A05	EHWH49-A08	EHWH49-A10	EHWH49-B06	EHWH49-B09	EHWH49-C06	EHWH49-C09	EHWH61-A05	EHWH61-A08	EHWH61-A10	EHWH61-A20	EHWH61-C09
No.	Part No.	Description															
1	8604-089	Heat Strip 5 KW	X			X							X				
1	8604-049	Heat Strip 6 KW 230V		X					X								
1	8604-048	Heat Strip 9 KW 230V			X					X							
1	8604-100	Heat Strip 6 KW 480V									X						
1	8604-101	Heat Strip 9 KW 480V										X					X
1	8604-090	Heat Strip 8 KW					X							X			
1	8604-091	Heat Strip 10 KW						X							X		
1	8604-116	Heat Strip 10 KW														2	
2	127-210	Heater Control Base	X	X	X	X	X	X	X	X		X	X	X	X	X	
2	127-300	Heater Control Base									X	X					X
3	8402-047	Limit Control				X		X									
3	8402-065	Limit Control	X														
3	8402-074	Limit Control		X	X		X		X	X	X	X					X
3	8402-118	Limit Control													X		
3	8402-119	Limit Control											X				
3	8402-049	Limit Control										X					
3	8402-132	Limit Control														4	
4	8402-093	Thermal Cutoff		2	2	1	2		2	2			1		2		
4	8402-019	Thermal Cutoff						2						2			
4	8402-096	Thermal Cutoff	X														
4	8402-094	One Shot Limit									2	2					2
5	8615-037	Circuit Breaker 30A	X			X							X				
5	8615-064	Circuit Breaker 25A 3 Ph 480V									X						
5	8615-045	Circuit Breaker 50A 3Ph			X				X								
5	8615-040	Circuit Breaker 50A	X			X		X						X			
5	8615-041	Circuit Breaker 60A						X					X		2	2	
5	8615-044	Circuit Breaker 45A 3 Ph		X													
5	8615-039	Circuit Breaker 45A					X										
5	8615-065	Circuit Breaker 30A 3 Ph 480V										X					
5	8615-046	Circuit Breaker 60A 3 Ph 230V								X							
5	8615-066	Circuit Breaker 35A 3 Ph 480V															X
6	8401-006	Heat Contactor 2 Pole	X			X							X				X
6	8401-002	Heat Contactor 3 Pole		X	X		X	X	X	X	X	X		X	X	X	X
7	8615-047	Jumper Bar	X			X	X	X					X	X	X	X	
9	8615-049	Jumper Bar Cover	X			X	X	X					X	X	X	X	
NS	4097-122	Wiring Diagram	X			X							X				
NS	4097-142	Wiring Diagram					X	X						X	X		
NS	4097-221	Wiring Diagram		X	X				X	X							
NS	4097-324	Wiring Diagram									X	X					X
NS	4097-168	Wiring Diagram														X	


NS = Not Shown

AIR CONDITIONING HEATER PACKAGES



SEXP-164

AIR CONDITIONING HEATER PACKAGES

Drawing No.	Part No.	Description	EHWA38-A05	EHWA38-A08	EHWA38-A10	EHWA38-B06	EHWA38-B09	EHWA38-C06	EHWA49-A05	EHWA49-B06	EHWA61-A05	EHWA61-A08	EHWA61-A10	EHWA61-B09
1	8604-089	Heat Strip 5KW	X						X		X			
1	8604-094	Heat Strip 10 KW								X			X	
1	8604-049	Heat Strip 6 KW				X				X				
1	8604-048	Heat Strip 9 KW					X							X
1	8604-100	Heat Strip 6 KW						X						
1	8604-090	Heat Strip 8 KW		X								X		
2	127-210	Heater Control Base	X	X	X	X	X		X	X	X	X	X	X
2	127-211	Heater Control Base						X						
3	8402-074	Limit Control		X		X	X	X		X				X
3	8402-065	Limit Control	X											
3	8402-047	Limit Control			X				X					
3	8402-049	Limit Control									X			
3	8402-119	Limit Control										X		
3	8402-118	Limit Control											X	
4	8402-093	Thermal Cutoff		2		2	2		X	2	X	2		2
4	8402-094	Thermal Cutoff						2						
4	8402-096	Thermal Cutoff	X											
4	8402-019	Thermal Cutoff			2								2	
5	8615-053	Pull Disconnect						X						
5	8615-042	Circuit Breaker 35A 3Ph					X			X				
5	8615-040	Circuit Breaker 50A		X					X					
5	8615-044	Circuit Breaker 45A 3Ph												X
5	8615-046	Circuit Breaker 60A			X						X	X	X	
5	8615-052	Circuit Breaker 30A 3Ph				X								
5	8615-038	Circuit Breaker 35A	X											
6	8401-006	Heat Contactor	X	X	X	X	X		X	X	X	X	X	X
6	8401-002	Heat Contactor						X						
NS	4097-120	Wiring Diagram	X						X		X			
NS	4097-140	Wiring Diagram		X	X							X	X	
NS	4097-220	Wiring Diagram				X	X			X				X
NS	4097-322	Wiring Diagram						X						

NS = Not Shown