
REPLACEMENT PARTS MANUAL

WALL MOUNT HEATER PACKAGE

Models:

EHWH36-A08LB EHWA03-A05LB EHWA03-B09LB EHWA36-B06L
EHWA03-A08LB EHWA03-B15L EHWA37-B15LB
EHWA03-A10LB EHWA03-C15L EHWC03-C09L
EHWA03-A15LB

General Notes

- Revised and/or additional pages may be issued from time to time.
- A complete and current manual consists of pages shown in the following contents section.

Important

- Contact the installing and/or local Bard distributor for all parts requirements. Make sure to have the complete model and serial number available from the unit rating plates.

Contents

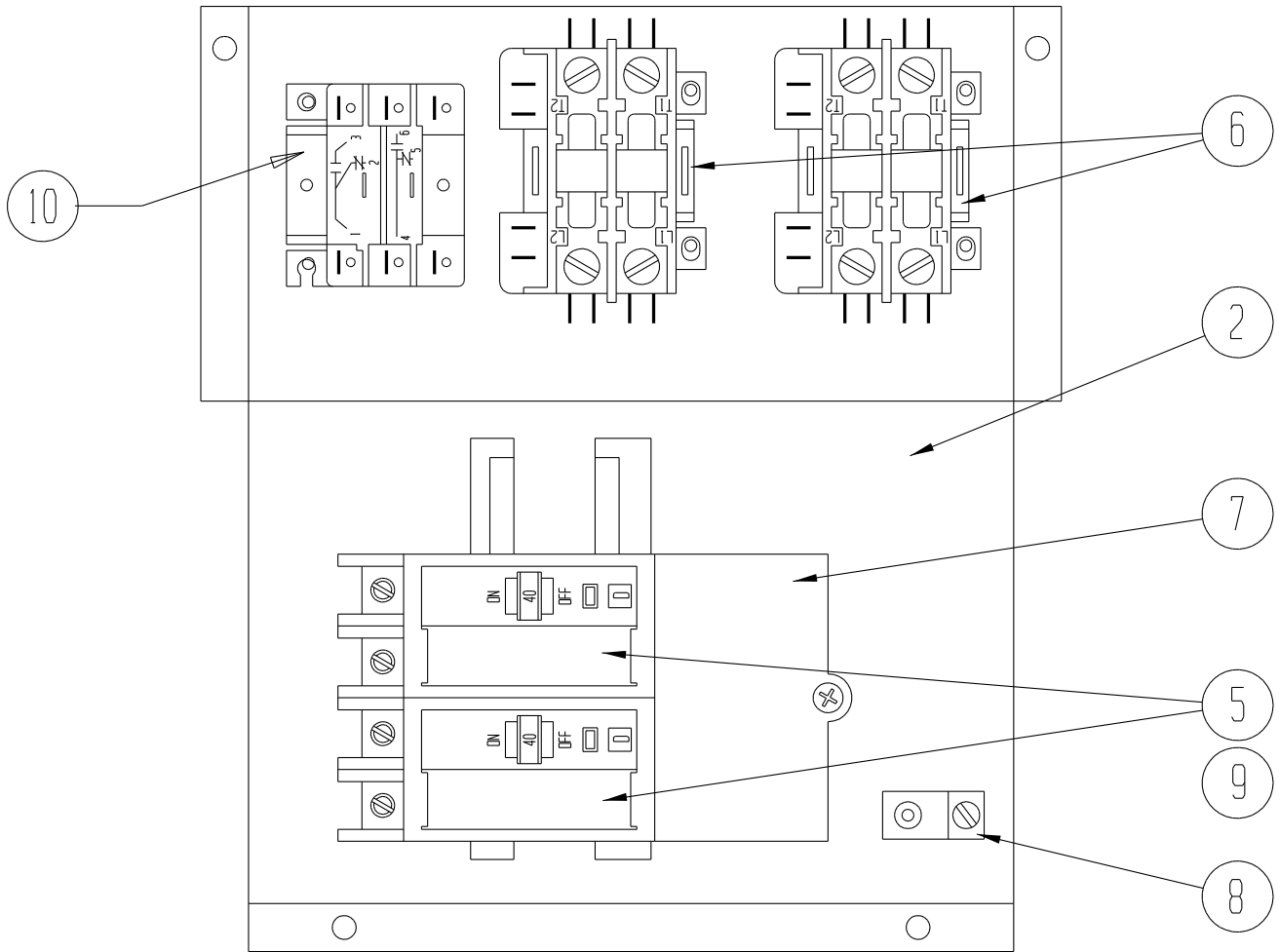
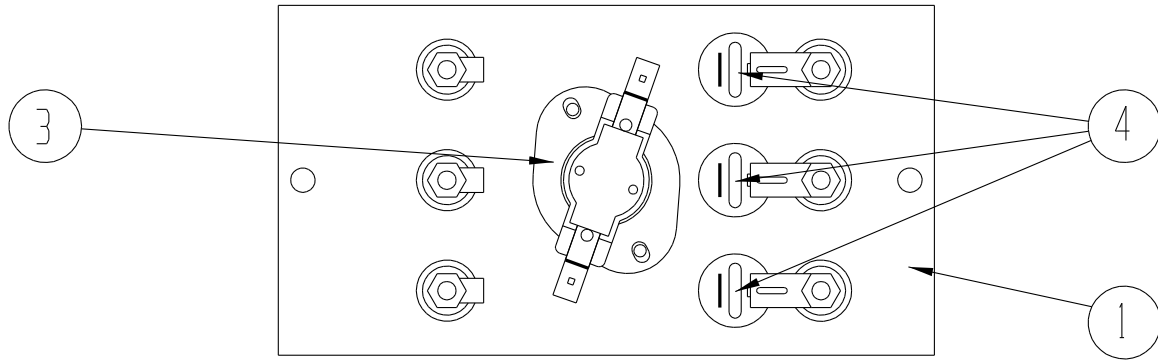
<u>Description</u>	<u>Page</u>
Heater Packages/Heat Pump	
♦ Exploded View (230 & 460 Volt)	1
♦ Usage List.....	2
Heater Packages/Air Conditioner	
♦ Exploded View (230 & 460 Volt)	3
♦ Usage List.....	4



Bard Manufacturing Company, Inc.
Bryan, Ohio 43506
www.bardhvac.com

Manual: 2110-608C
Supersedes: 2110-608B
Date: 4-30-15

HEAT PUMP HEATER PACKAGES



SEXP-165

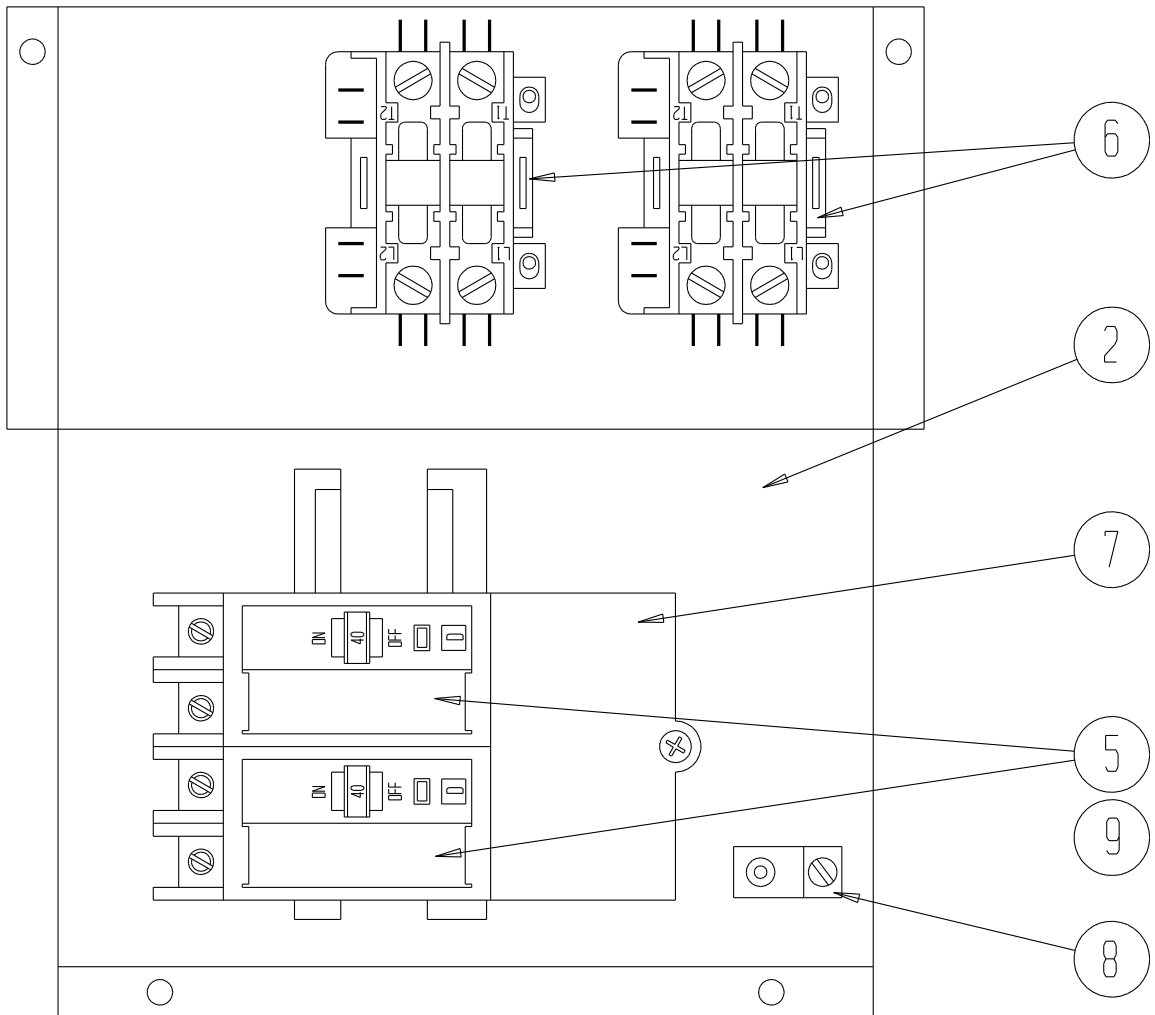
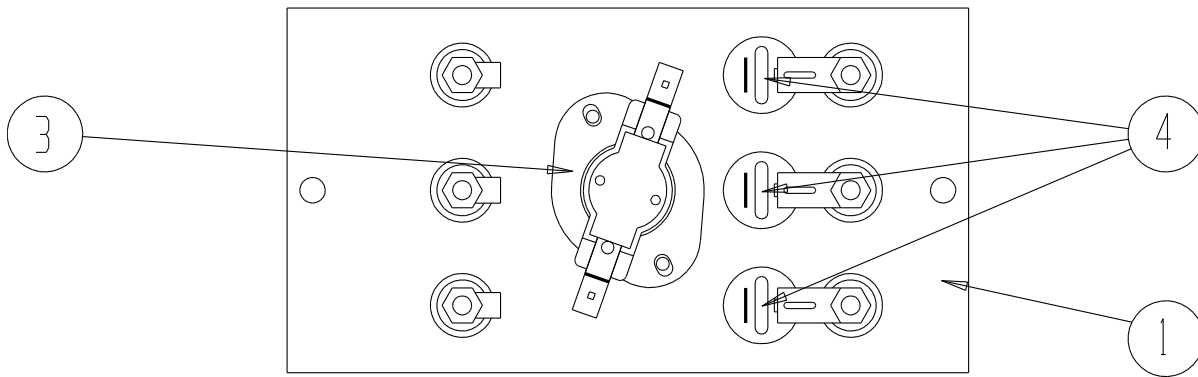
HEAT PUMP HEATER PACKAGES

EHW36-A08LB

Drawing No.	Part No.	Description	
1	8604-090	Heat Strip 8 KW	X
2	127Y210	Heater Control Base	X
3	8402-065	Limit Control	X
4	8402-091	Thermal Cutoff	2
5	8615-036	Circuit Breaker 25A	X
5	8615-040	Circuit Breaker 50A	X
6	8401-006	Heat Contactor 2 Pole	2
7	8615-047	Jumper Bar	X
8	8611-006	Ground Terminal	X
9	8615-049	Jumper Bar Cover	X
NS	4097-141	Wiring Diagram	X

NS = Not Shown

AIR CONDITIONING HEATER PACKAGES



SEXP-164

AIR CONDITIONING HEATER PACKAGES

Drawing No.	Part No.	Description	EHWA03-A05LB	EHWA03-A08LB	EHWA03-A10LB	EHWA03-A15LB	EHWA03-B09LB	EHWA03-B15L	EHWC03-C09L	EHWA03-C15L	EHWA37-B15LB	EHWA36-B06LB
1	8604-089	Heat Strip 5 KW	X									
1	8604-090	Heat Strip 8 KW		X								
1	8604-095	Heat Strip 10 KW			X							
1	8604-096	Heat Strip 15 KW				X		X			X	
1	8604-049	Heat Strip 6 KW										X
1	8604-048	Heat Strip 9 KW					X					
1	8604-100	Heat Strip 6 KW								X		
1	8604-101	Heat Strip 9 KW							X	X		
2	127Y210	Heater Control Base	X	X	X	X	X	X			X	X
2	127-321	Heater Control Base							X	X		
3	8402-028	Limit Control			X							
3	8402-065	Limit Control	X	X			X		X			X
3	8402-069	Limit Control				X						
3	8402-070	Limit Control						X		X	X	
4	8402-091	Thermal Cutoff	X	2								
4	8402-096	Thermal Cutoff			2	3					3	
4	8402-092	Thermal Cutoff					3					2
4	8402-095	Backup Limit							2	4		
5	8615-067	Disconnect Switch							X	X		
5	8615-037	Circuit Breaker 30A				X						
5	8615-038	Circuit Breaker 35A	X									
5	8615-040	Circuit Breaker 50A		X								
5	8615-041	Circuit Breaker 60A			X	X						
5	8615-052	Circuit Breaker 30A 3PH										X
5	8615-042	Circuit Breaker 35A 3PH					X					
5	8615-045	Circuit Breaker 50A 3PH									X	
5	8615-046	Circuit Breaker 60A 3PH						X				
6	8401-006	Heat Contactor	X		X	X	X	2			X	
6	8401-002	Heat Contactor							X	2		X
6	8401-025	Heat Contactor		X	X	X					X	
7	8615-047	Jumper Bar Base				X						
8	8611-006	Ground Terminal				X						
9	8615-049	Jumper Bar Cover				X						
NS	4097-120	Wiring Diagram	X									
NS	4097-140	Wiring Diagram		X	X							
NS	4097-150	Wiring Diagram				X						
NS	4097-220	Wiring Diagram					X					X
NS	4116-230	Wiring Diagram						X			X	
NS	4116-322	Wiring Diagram							X			
NS	4116-332	Wiring Diagram								X		

NS = Not Shown