

---

# REPLACEMENT PARTS MANUAL

---

## WALL MOUNT HEATER PACKAGE

### Models:

EHW3TA-A05L	EHWA03-A05LB	EHWA36-B06LB
EHW3TA-A08L	EHWA03-A08LB	EHWA37-B15LB
EHW3TA-A10L	EHWA03-A10LB	EHWC03-C09L
EHW3TA-A15L	EHWA03-A15LB	EHWH36-A08LB
EHW3TA-B09L	EHWA03-B09LB	
EHW3TA-B15L	EHWA03-B15LB	
EHW3TA-C09L	EHWA03-C15L	
EHW3TA-C15L		

---

### General Notes

- Revised and/or additional pages may be issued from time to time.
- A complete and current manual consists of pages shown in the following contents section.

### Important

- Contact the installing and/or local Bard distributor for all parts requirements. Make sure to have the complete model and serial number available from the unit rating plates.

### Contents

<u>Description</u>	<u>Page</u>
Heat Pump Heater Packages	
♦ Layout View (230 & 460 Volt) .....	2
♦ Usage List .....	3
Air Conditioner Heater Packages	
♦ Layout View (230 & 460 Volt) .....	4
♦ Usage List .....	5

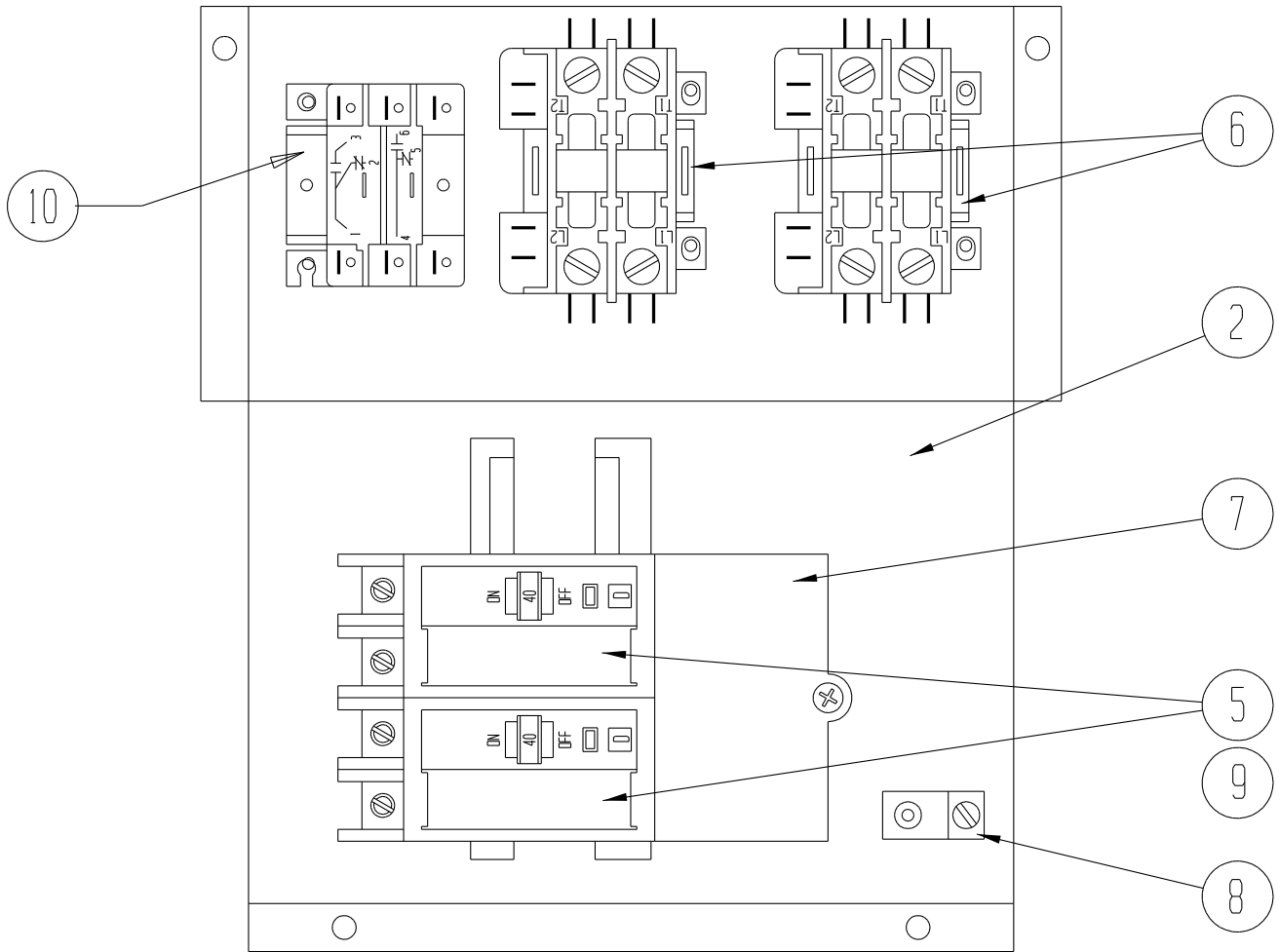
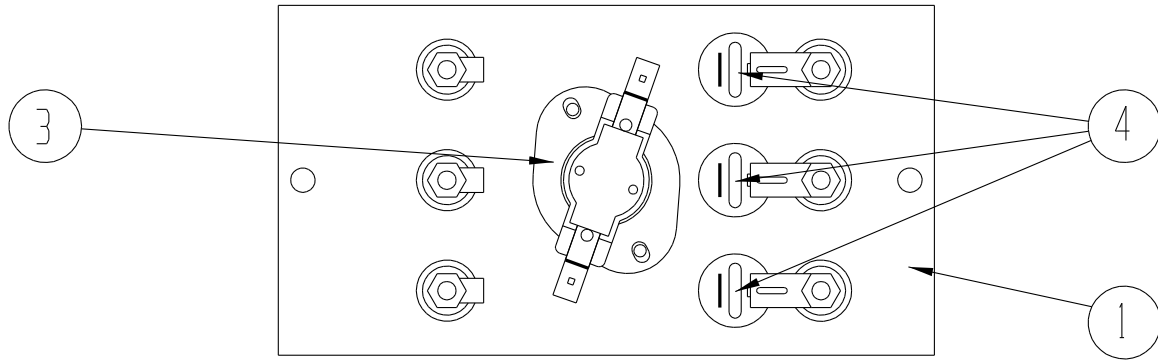


*Climate Control Solutions*

Bard Manufacturing Company, Inc.  
Bryan, Ohio 43506  
www.bardhvac.com

Manual: 2110-608E  
Supersedes: 2110-608D  
Date: 12-17-15

# HEAT PUMP HEATER PACKAGES



SEXP-165

# HEAT PUMP HEATER PACKAGES

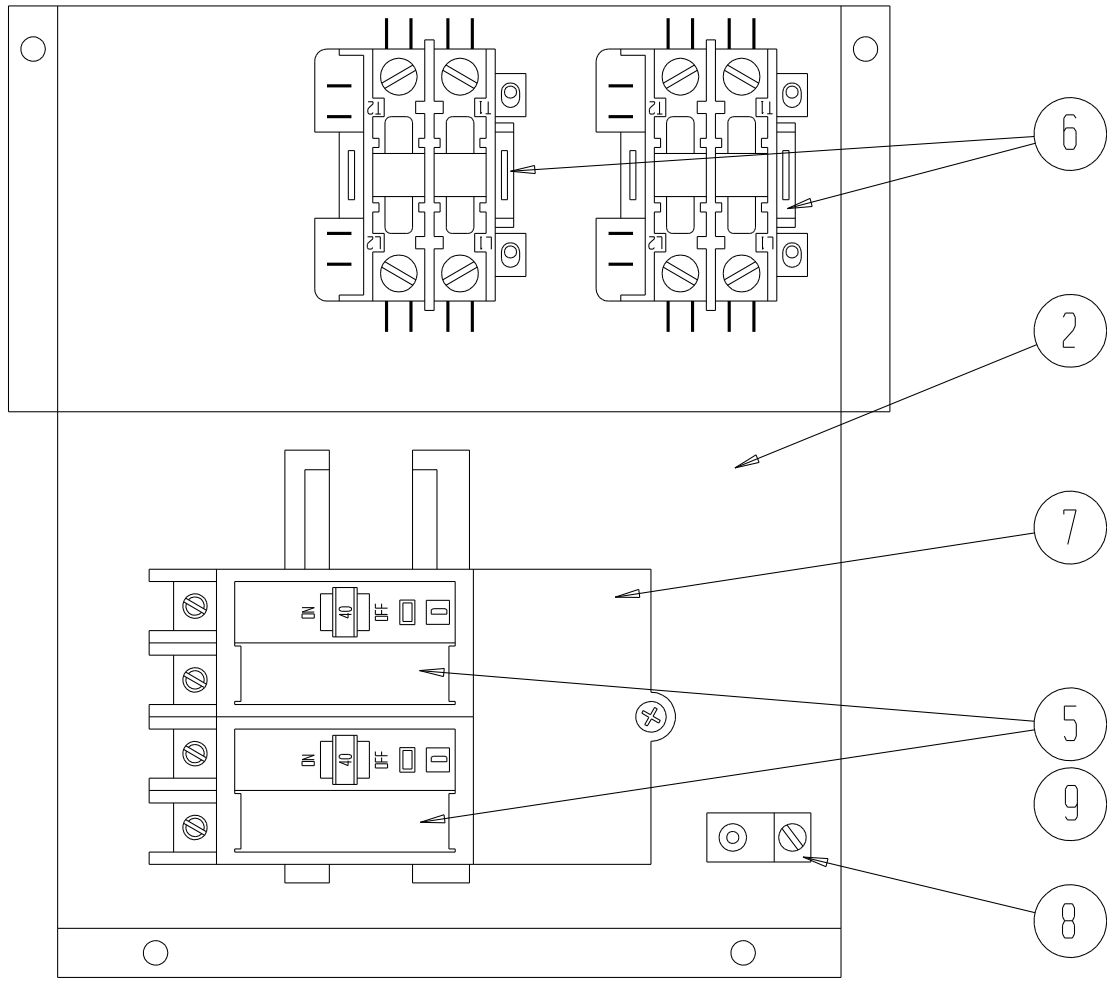
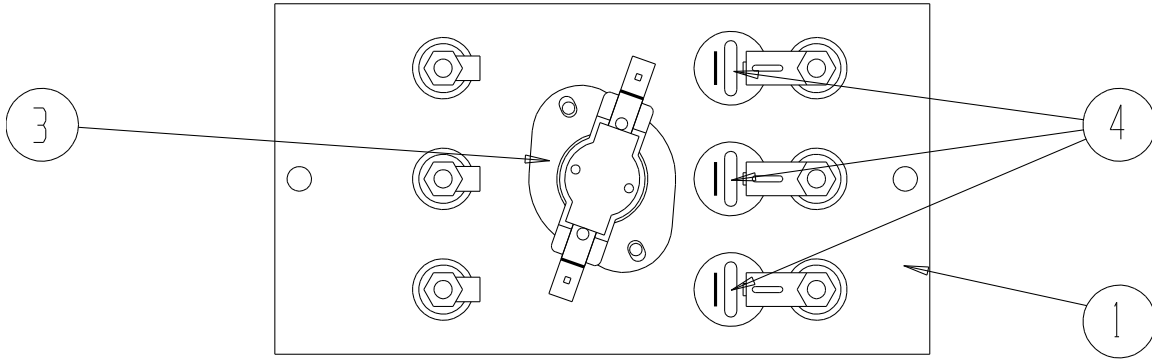
---

EHWH36-A08LB

Drawing No.	Part No.	Description	
1	8604-090	Heat Strip 8 KW	X
2	127Y210	Heater Control Base	X
3	8402-065	Limit Control	X
4	8402-091	Thermal Cutoff	2
5	8615-036	Circuit Breaker 25A	X
5	8615-040	Circuit Breaker 50A	X
6	8401-006	Heat Contactor 2 Pole	2
7	8615-047	Jumper Bar	X
8	8611-006	Ground Terminal	X
9	8615-049	Jumper Bar Cover	X
NS	4097-141	Wiring Diagram	X

NS = Not Shown

# AIR CONDITIONING HEATER PACKAGES



SEXP-164

# AIR CONDITIONING HEATER PACKAGES

Drawing No.	Part No.	Description	EHWA03-A05LB	EHWA03-A08LB	EHWA03-A10LB	EHWA03-A15LB	EHWA03-B09LB	EHWA03-B15LB	EHWC03-C09L	EHWA03-C15L	EHWA37-B15LB	EHWA36-B06LB	EHW3TA-A05L	EHW3TA-A08L	EHW3TA-A10L	EHW3TA-A15L	EHW3TA-B09L	EHW3TA-B15L	EHW3TA-C09L	EHW3TA-C15L
1	8604-089	Heat Strip 5 KW	X										X			X				
1	8604-090	Heat Strip 8 KW		X										X						
1	8604-095	Heat Strip 10 KW			X										X	X				
1	8604-096	Heat Strip 15 KW				X		X			X									
1	8604-049	Heat Strip 6 KW										X						X		
1	8604-048	Heat Strip 9 KW					X										X	X		
1	8604-100	Heat Strip 6 KW								X										X
1	8604-101	Heat Strip 9 KW							X	X									X	X
2	127Y210	Heater Control Base	X	X	X	X	X	X			X	X	X	X	X	X	X	X		
2	127-321	Heater Control Base							X	X									X	X
3	8402-082	Limit Control													X		X			
3	8402-028	Limit Control			X								X	X						
3	8402-065	Limit Control	X	X			X		X			X							X	
3	8402-069	Limit Control				X														
3	8402-031	Limit Control														X				
3	8402-070	Limit Control						X		X	X									X
3	8402-141	Limit Control															X			
4	8402-091	Thermal Cutoff	X	2									X	2						
4	8402-096	Thermal Cutoff			2	3		3				3								
4	8402-114	Thermal Cutoff					3								2			4		
4	8402-092	Thermal Cutoff										2					3			
4	8402-095	Backup Limit						2	4											
4	8402-094	Backup Limit																	2	
4	8402-093	Thermal Cutoff														3				
4	8402-138	Limit Control																		4
5	8615-067	Disconnect Switch							X	X									X	X
5	8615-037	Circuit Breaker 30A				X										X				
5	8615-038	Circuit Breaker 35A	X										X							
5	8615-040	Circuit Breaker 50A		X										X						
5	8615-041	Circuit Breaker 60A			X	X									X	X				
5	8615-052	Circuit Breaker 30A 3PH										X								
5	8615-042	Circuit Breaker 35A 3PH					X										X			
5	8615-045	Circuit Breaker 50A 3PH									X									
5	8615-046	Circuit Breaker 60A 3PH						X									X			
6	8401-006	Heat Contactor	X		X	X	X	2		X	2	X	X			X				
6	8401-002	Heat Contactor							X	2		X					X	2	X	2
6	8401-025	Heat Contactor		X	X	X					X			X	X	X				
7	8615-047	Jumper Bar Base				X										X				
8	8611-006	Ground Terminal				X										X				
9	8615-049	Jumper Bar Cover				X										X				
NS	4097-120	Wiring Diagram	X										X							
NS	4097-140	Wiring Diagram		X	X									X	X					
NS	4097-150	Wiring Diagram				X														
NS	4097-152	Wiring Diagram														X				
NS	4097-220	Wiring Diagram					X					X					X			
NS	4116-230	Wiring Diagram						X			X									
NS	4116-232	Wiring Diagram																X		
NS	4116-322	Wiring Diagram							X										X	
NS	4116-332	Wiring Diagram								X										X

NS = Not Shown