
REPLACEMENT PARTS MANUAL WALL MOUNT HEATER PACKAGE

MODELS: EHWH36-A08L

**EHWA03-A05L, EHWA03-A08L, EHWA03-A10L, EHWA03-A15L,
EHWA03-B06L, EHWA03-B09L, EHWA03-B15L, EHWA03-C15,
EHWA37-B15L, EHWC03-C09L**

General Notes

- Revised and/or additional pages may be issued from time to time.
- A complete and current manual consists of pages shown in the following contents section.

Contents

Description	Page
Heater Packages / Heat Pump	
• Exploded View	1
• Usage List	2
Heater Packages / Air Conditioner	
• Exploded View	3
• Usage List	4

Important

- Contact the installing and/or local Bard distributor for all parts requirements. Make sure you have the complete model and serial number available from the unit rating plates.

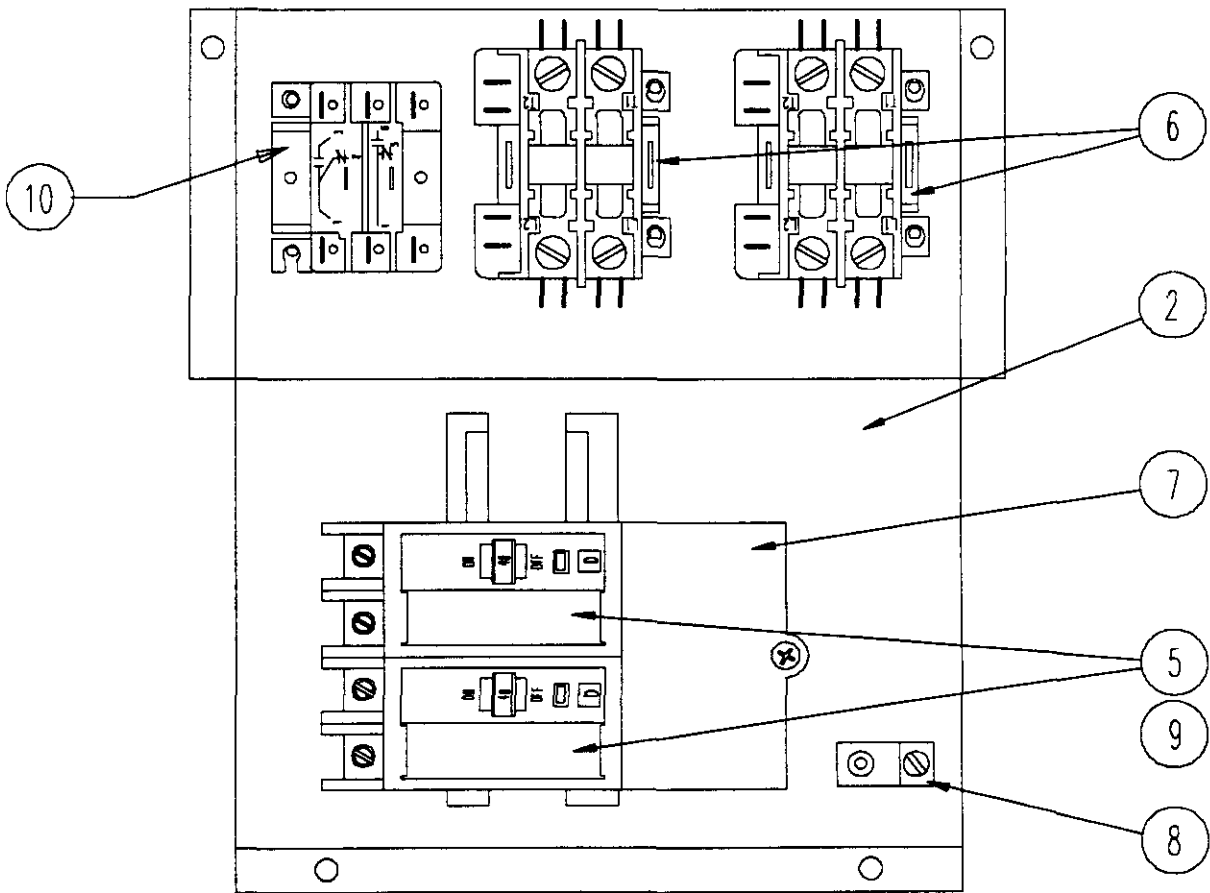
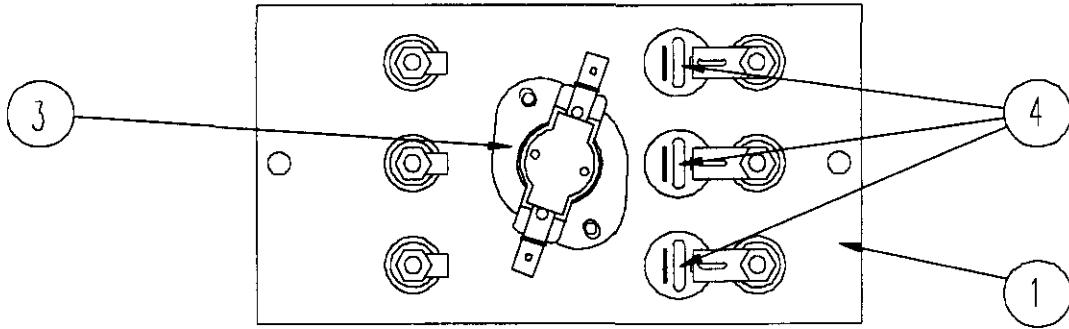


BARD MANUFACTURING COMPANY
Bryan, Ohio 43506

Since 1914...Moving, ahead just as planned.

Manual: 2110-608
Supersedes:
File: Vol III Tab 18
Date: 02-15-99

HEAT PUMP HEATER PACKAGES



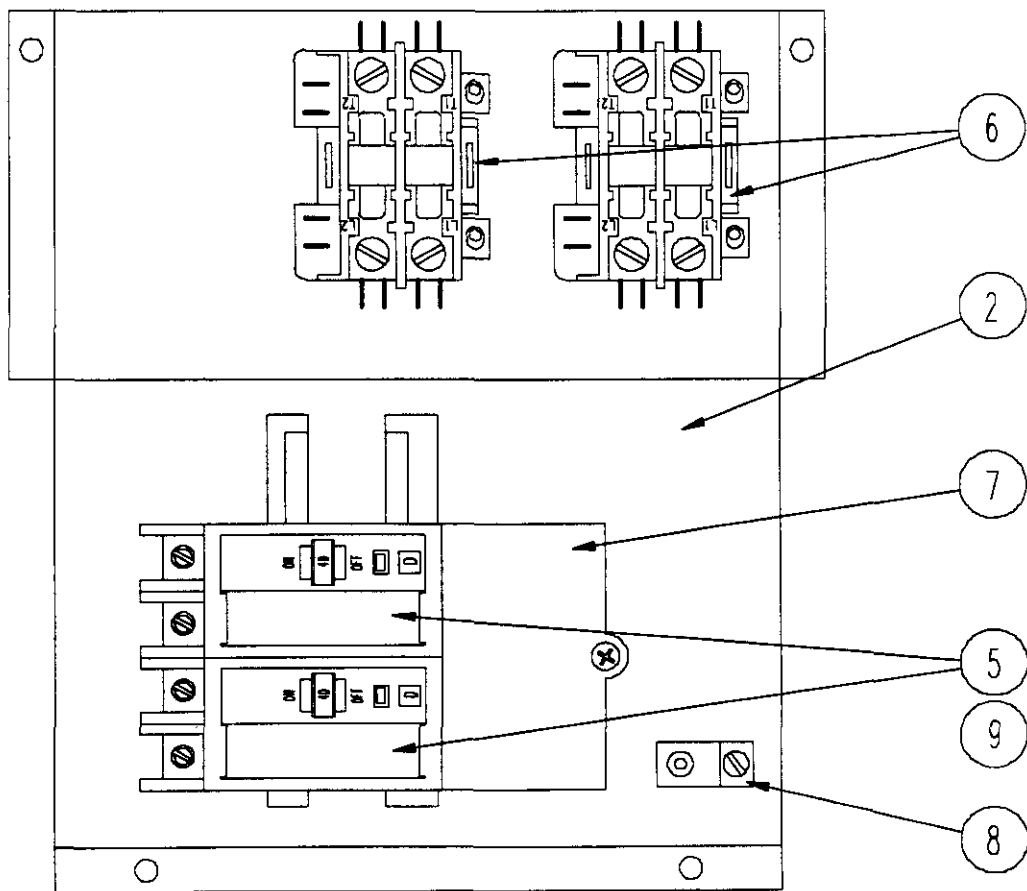
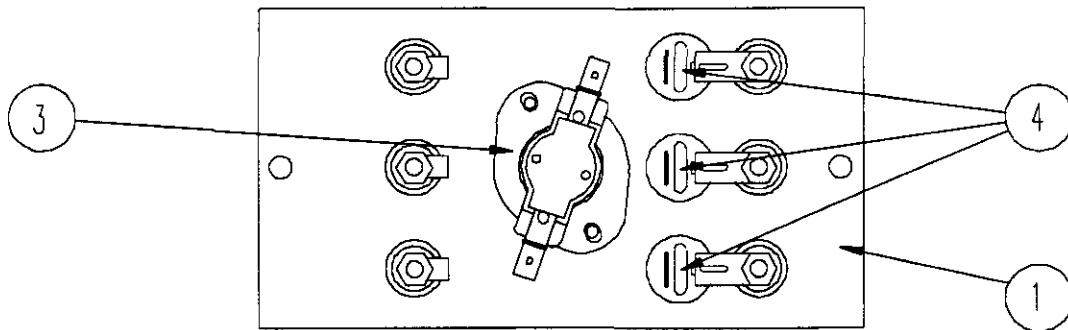
SEXP-165

HEAT PUMP HEATER PACKAGES

Drawing			EHWH36-A08L
No.	Part No.	Description	
1	8604-090	Heat Strip 8 KW	X
2	127-210	Heater Control Base	X
3	8402-065	Limit Control	X
4	8402-091	Thermal Cutoff	2
5	8615-036	Circuit Breaker 25A	X
5	8615-040	Circuit Breaker 50A	X
6	8401-006	Heat Contactor 2 Pole	1
7	8615-047	Jumper Bar	X
8	8611-006	Ground Terminal	X
9	8615-049	Jumper Bar Cover	X
NS	4097-141	Wiring Diagram	X

NS = Not Shown

AIR CONDITIONING HEATER PACKAGES



SEXP-164

AIR CONDITIONING HEATER PACKAGES

Drawing			EHWA03-A05L	EHWA03-A08L	EHWA03-A10L	EHWA03-A15L	EHWA03-B06L	EHWA03-B09L	EHWA03-B15L	EHWC03-C09L	EHWA03-C15L	EHWA37-B15L
No.	Part No.	Description										
1	8604-089	Heat Strip 5 KW	X									
1	8604-090	Heat Strip 8 KW		X								
1	8604-095	Heat Strip 10 KW			X							
1	8604-096	Heat Strip 15 KW				X			X			X
1	8604-049	Heat Strip 6 KW					X					
1	8604-048	Heat Strip 9 KW						X				
1	8604-100	Heat Strip 6 KW									X	
1	8604-101	Heat Strip 9 KW								X	X	
2	127-210	Heater Control Base	X	X	X	X	X	X	X			X
2	127-211	Heater Control Base								X	X	
3	8402-028	Limit Control			X							
3	8402-065	Limit Control	X	X			X	X		X		
3	8402-069	Limit Control				X						
3	8402-070	Limit Control							X		X	X
4	8402-091	Thermal Cutoff	X	2								
4	8402-096	Thermal Cutoff			2	3			3			3
4	8402-092	Thermal Cutoff					2	2				
4	8402-095	Backup Limit								2	4	
5	8615-053	Pull Disconnect								X	X	
5	8615-037	Circuit Breaker 30A				X						
5	8615-038	Circuit Breaker 35A	X									
5	8615-040	Circuit Breaker 50A		X								
5	8615-041	Circuit Breaker 60A			X	X						
5	8615-051	Circuit Breaker 25A 3Ph					X					
5	8615-042	Circuit Breaker 35A 3Ph						X				
5	8615-045	Circuit Breaker 50A 3Ph										X
5	8615-046	Circuit Breaker 60A 3Ph							X			
6	8401-006	Heat Contactor	X	X	X	2	X	X	2			2
6	8401-002	Heat Contactor								X	2	
7	8615-047	Jumper Bar				X						
8	8611-006	Ground Terminal				X						
9	8615-049	Jumper Bar Cover				X						
NS	4097-120	Wiring Diagram	X									
NS	4097-140	Wiring Diagram		X	X							
NS	4097-150	Wiring Diagram				X						
NS	4097-220	Wiring Diagram					X	X				
NS	4097-230	Wiring Diagram							X			X
NS	4097-322	Wiring Diagram								X		
NS	4097-332	Wiring Diagram									X	

NS = Not Shown

