
REPLACEMENT PARTS MANUAL WALL MOUNT HEATER PACKAGE

Models:

EHWA05-A05L
EHWA05-B06L
EHWA05-C09L
EHWA05HA15L
EHWA05NA05L
EHWA60-B09L
EHW36AHA10
EHW36AHB06
EHW70LHB18
EHW05L-C09

EHWA05-A10L
EHWA05-B09L
EHWA05-C15L
EHWA05HB09L
EHWA05NA10L
EHWA05A-F14L
EHWH04-A10L
EHW36AHB09
EHW70L-B18
EHW36AHC12

EHWA05-A15L
EHWA05-B15L
EHWA05HA10L
EHWA05HB15L
EHWA60-A05L
EHW36AHA05
EHWL05HA20
EHW70LHB09
EHW36AHC09
EHW05L-C15

General Notes


- Revised and/or additional pages may be issued from time to time.
- A complete and current manual consists of pages shown in the following contents section.

Contents

Description	Page
Heater Packages / Air Conditioner	
♦ Exploded View	2
♦ Usage List	3
♦ Usage List	4

Important

- Contact the installing and/or local Bard distributor for all parts requirements. Make sure you have the complete model and serial number available from the unit rating plates.

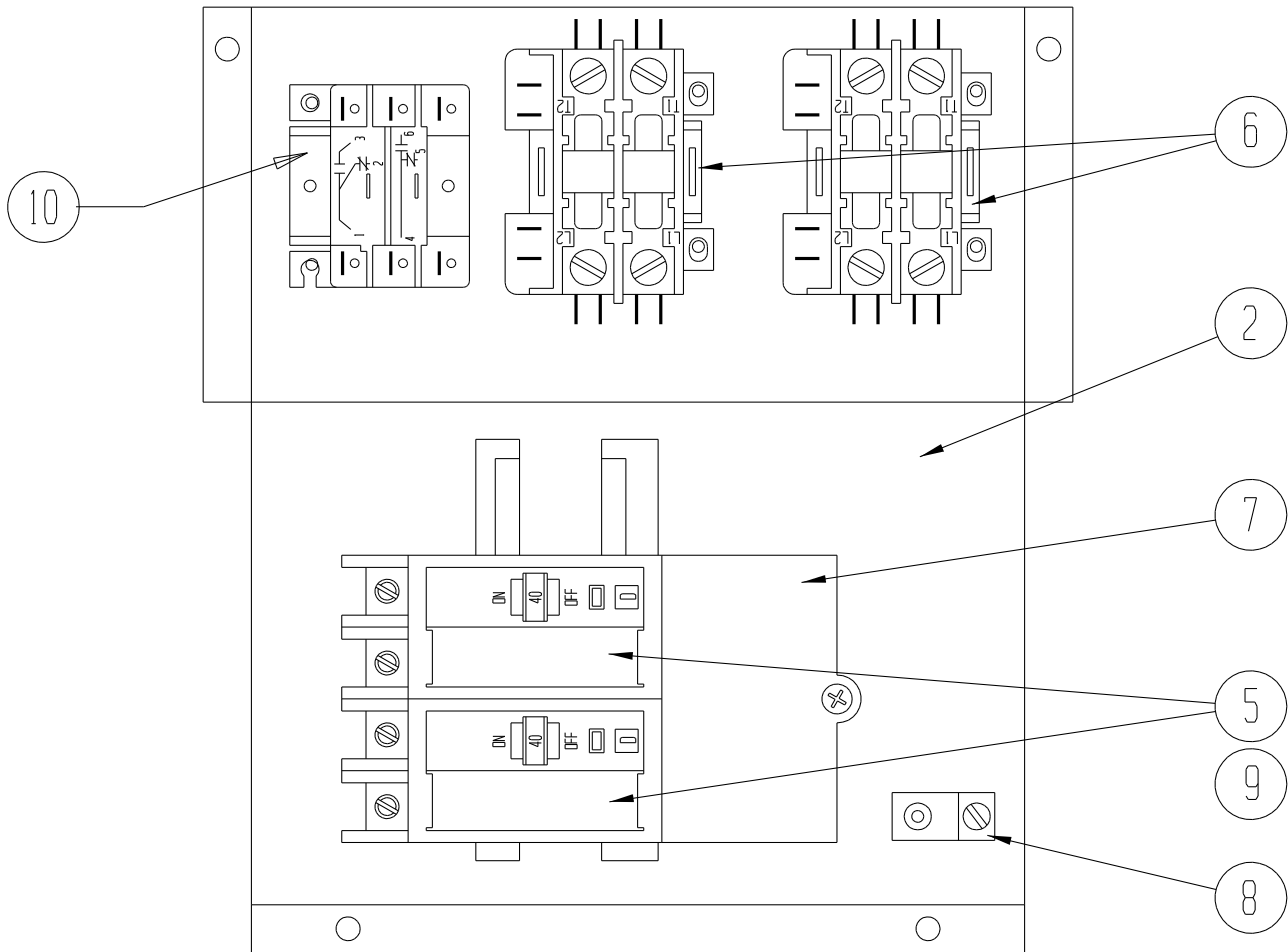
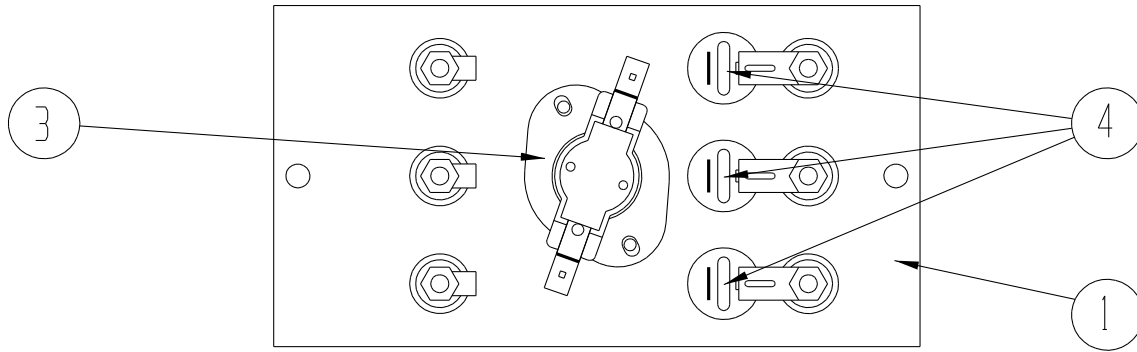


Climate Control Solutions

Bard Manufacturing Company, Inc.
Bryan, Ohio 43506
Since 1914...Moving ahead, just as planned.

Manual: 2110-613E
Supersedes: 2110-613D
File: Tab 18
Date: 06-24-14

AIR CONDITIONING HEATER PACKAGES



SEXP-165

AIR CONDITIONING HEATER PACKAGES

Drawing No.	Part No.	Description	EHWA05-A05L	EHWA05-A10L	EHWA05-A15L	EHWA05-B06L	EHWA05-B09L	EHWA05A-C09L	EHWA05A-C15L	EHWA05HA10L	EHWA05HA15L	EHWA05HB09L	EHWA05HB15L	EHWA05NA05L	EHWA05NA10L	EHWA60-A05L	EHWA60-B09L	EHWA05A-F14L
1	8604-089	Heat Strip 5 KW	X		X					X	X			X		X		
1	8604-091	Heat Strip 10 KW		X	X				X	X				X				
1	8604-049	Heat Strip 6 KW				X							X					
1	8604-048	Heat Strip 9 KW					X					X	X				X	
1	8604-100	Heat Strip 6 KW							X									
1	8604-101	Heat Strip 9 KW						X	X									X
2	127Y210	Heater Control Base	X	X	X	X	X		X	X	X	X	X	X	X	X	X	
2	127-321	Heater Control Base						X	X									X
3	8402-074	Limit Control	X			X	X	X				X			X	X	X	
3	8402-075	Limit Control			X				X	X		X						X
3	8402-065	Limit Control		X					X					X				
4	8402-093	Thermal Cutoff	1		3						3				2	1		
4	8402-092	Thermal Cutoff				2	2					2	4	1			2	
4	8402-094	Thermal Cutoff						2	4									4
4	8402-096	Thermal Cutoff		2					2	2								
5	8615-067	Disconnect Switch						X	X									X
5	8615-037	Circuit Breaker 30A			X						X							
5	8615-042	Circuit Breaker 35A 3 PH				X	X											
5	8615-040	Circuit Breaker 50A	X											X				
5	8615-041	Circuit Breaker 60A		X	X				2	2					X	X		
5	8615-044	Circuit Breaker 45A 3 PH															X	
5	8615-046	Circuit Breaker 60A 3 PH										X	X					
5	8615-051	Circuit Breaker 25A 3 PH										X	X					
6	8401-006	Heat Contactor	X	X	2	X	X			X	X	X	2	X	X	X	X	
6	8401-002	Heat Contactor						X	2	X	X							2
7	8615-047	Jumper Bar Base			X					X								
7	8615-048	Jumper Bar Base									X							
8	8611-006	Ground Terminal			X					X	X		X					
9	8615-049	Jumper Bar Cover			X					X								
9	8615-050	Jumper Bar Cover									X							
NS	4097-120	Wiring Diagram	X											X		X		
NS	4097-140	Wiring Diagram		X											X			
NS	4097-152	Wiring Diagram			X													
NS	4097-220	Wiring Diagram				X	X										X	
NS	4097-233	Wiring Diagram											X					
NS	4097-322	Wiring Diagram						X										
NS	4097-332	Wiring Diagram							X									X
NS	4097-163	Wiring Diagram									X							
NS	4097-142	Wiring Diagram								X								
NS	4097-221	Wiring Diagram										X						

NS = Not Shown

AIR CONDITIONING HEATER PACKAGES

Drawing No.	Part No.	Description	EHW36AHA05	EHW36AHA10	EHW04-A10L	EHWL05HA20	EHW36AHB06	EHW36AHB09	EHW70LHB09	EHW70LHB18	EHW70L-B18	EHW36AHC09	EHW05L-C09	EHW36AHC12	EHW05L-C15
1	8604-089	Heat Strip 5 KW	X												
1	8604-095	Heat Strip 10 KW		X											
1	8604-091	Heat Strip 10 KW			X	2									
1	8604-046	Heat Strip 6 KW					X								
1	8604-048	Heat Strip 9 KW						X	X	2	2				
1	8604-101	Heat Strip 9 KW										X	X		X
1	8604-100	Heat Strip 6 KW												2	X
2	127Y210	Heater Control Base	X	X	X	X	X	X	X	X	X				
2	127-321	Heater Control Base										X	X	X	X
3	8402-065	Limit Control	X				X	X				X			
3	8402-028	Limit Control		X											
3	8402-074	Limit Control			X			X					X		
3	8402-075	Limit Control				X			X	X					X
3	8402-070	Limit Control												X	
4	8402-091	Thermal Cutoff	X												
4	8402-096	Thermal Cutoff		X											
4	8402-093	Thermal Cutoff			2	4									
4	8402-092	Thermal Cutoff					2	2	2	4	4				
4	8402-095	Limit Control-Oneshot										2		4	
4	8402-094	Limit Control-Oneshot											2		4
5	8615-041	Circuit Breaker 60A	X	X	2	3									
5	8615-043	Circuit Breaker 40A					X								
5	8615-045	Circuit Breaker 50A						X							
5	8615-046	Circuit Breaker 60A							X	2	X				
5	8615-052	Circuit Breaker 30A						X		X					
5	8615-068	Rotary Disconnect										X	X	X	
5	8615-073	Rotary Disconnect													X
6	8401-006	Heat Contactor	X	X			X	X		2	2				
6	8401-002	Heat Contactor			X	X			X			X	X	2	2
7	8615-047	Jumper Bar Base			X										
7	8615-048	Jumper Bar Base				X									
8	8611-006	Ground Terminal				X	X		X	X	X				
9	8615-049	Jumper Bar Cover			X										
9	8615-050	Jumper Bar Cover				X									
NS	4097A121	Wiring Diagram	X												
NS	4097-141	Wiring Diagram		X											
NS	4097-142	Wiring Diagram			X										
NS	4097-162	Wiring Diagram				X									
NS	4097-221	Wiring Diagram					X	X							
NS	4097-235	Wiring Diagram							X						
NS	4097-247	Wiring Diagram								X					
NS	4097-233	Wiring Diagram									X				
NS	4097-322	Wiring Diagram										X	X		
NS	4097-332	Wiring Diagram												X	X

NS = Not Shown