
REPLACEMENT PARTS MANUAL

WALL MOUNT HEATER PACKAGES

MODELS:

EHW36A-B06B	EHWA03-AXK	EHWH03-B09B
EHW36H-B06B	EHWA03-B06B	EHWH03A-C15
EHW36H-B09B	EHWA03-B09B	EHWH30-A05B
EHW36H-B15B	EHWA03A-C12	EHWH30-A10B
EHW36HLB09B	EHWA03A-C15	EHWH30TA10B
EHWA03-A05B	EHWA03-E12B	EHWH36-A05B
EHWA03-A08B	EHWA03TA10B	EHWH36-A08B
EHWA03-A10B	EHWA37-B15B	EHWH36-A10B
EHWA03-A10D	EHWC03A-C06	EHWH36-A15B
EHWA03-A15B	EHWC03A-C09	EHWH36TA10B
EHWA03-AXH	EHWH03-B06B	

General Notes

- Revised and/or additional pages may be issued from time to time.
- A complete and current manual consists of pages shown in the following contents section.

Important

- Contact the installing and/or local Bard distributor for all parts requirements. Make sure you have the complete model and serial number available from the unit rating plates.

Contents

<i>Description</i>	<i>Page</i>
Heater Packages / Heat Pump	
♦ Exploded View.....	2
♦ Usage List	3
♦ Usage List	4
♦ Blank Page.....	5
Heater Packages / Air Conditioner	
♦ Exploded View.....	6
♦ Usage List	7



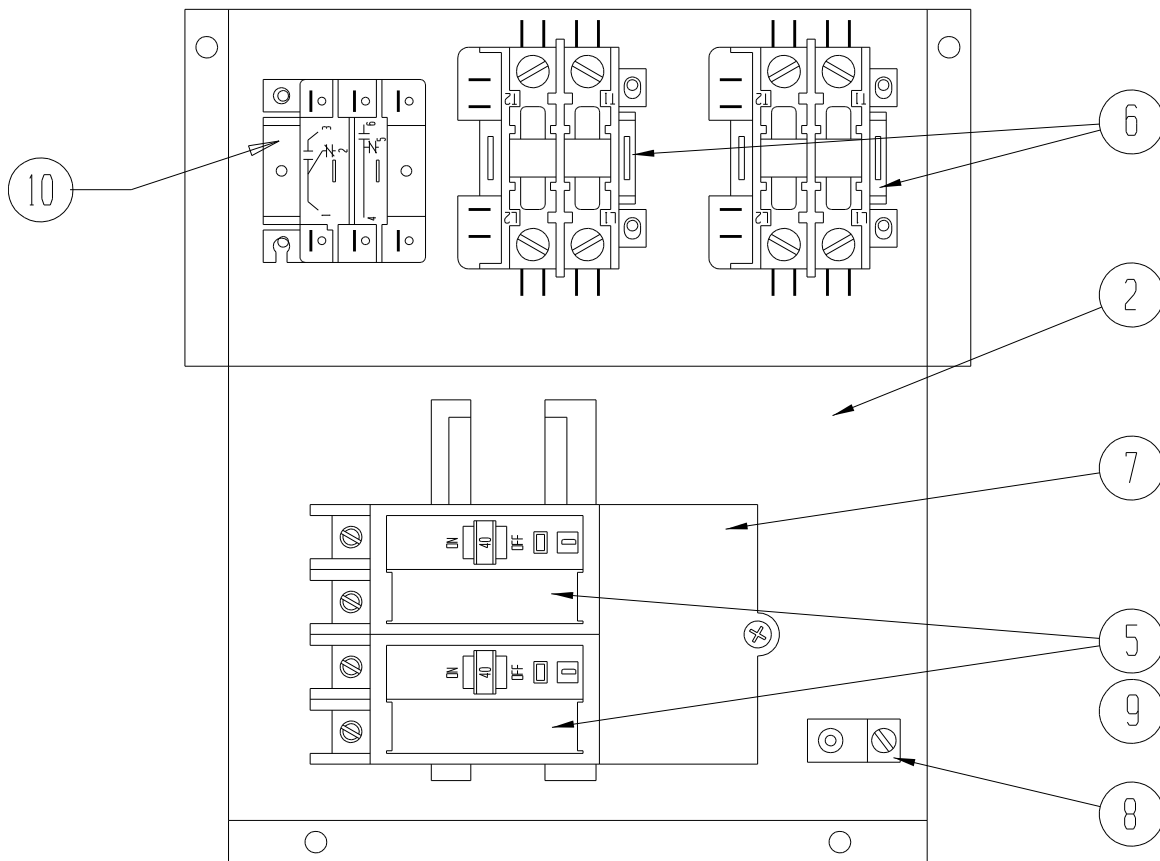
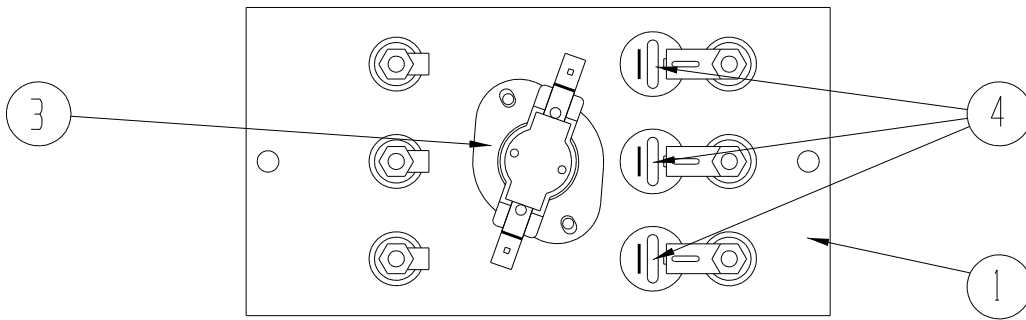
Climate Control Solutions

Bard Manufacturing Company, Inc.
Bryan, Ohio 43506

Since 1914...Moving ahead, just as planned.

Manual: 2110-621C
Supersedes: 2110-621B
File: Tab 18
Date: 08-25-14

HEATER PACKAGES – HEAT PUMP



SEXP-165

HEATER PACKAGES – HEAT PUMP

Drawing No.	Part No.	Description	EHWH30-A05B	EHWH30-A10B	EHWH03-B06B	EHWH03-B09B	EHWH36-A08B	EHWH36-A05B	EHWH36-A10B	EHWH36-A15B	EHW36H-B06B	EHW36H-B09B	EHW36H-B15B	EHW36HLB09B
1	8604-089	Heat Strip 5 KW	X					X						
1	8604-095	Heat Strip 10 KW		X					X					
1	8604-049	Heat Strip 6 KW			X						X		X	
1	8604-048	Heat Strip 9 KW				X						X	X	X
1	8604-090	Heat Strip 8 KW					X							
1	8604-096	Heat Strip 15 KW								X				
2	127X210	Heater Control Base	X	X	X	X	X	X	X	X	X	X	X	X
3	8402-028	Limit Control		X				X						
3	8402-065	Limit Control	X		X	X	X	X			X	X		X
3	8402-069	Limit Control							X					
3	8402-070	Limit Control											X	
4	8402-091	Thermal Cutoff	X				2	X						
4	8402-096	Thermal Cutoff		2					2	3			3	
4	8402-092	Thermal Cutoff			2	2					2	2		2
5	8615-037	Circuit Breaker 30A		X					X					
5	8615-040	Circuit Breaker 50A	X	X			X							
5	8615-041	Circuit Breaker 60A						X	X	2				
5	8615-043	Circuit Breaker 40A			X								X	
5	8615-045	Circuit Breaker 50A				X								
5	8615-039	Circuit Breaker 45A								X				
5	8615-036	Circuit Breaker 25A					X							
5	8615-046	Circuit Breaker 60A									X			
5	8615-042	Circuit Breaker 35A 3PH												X
6	8401-006	Heat Contactor	2	1			2	1	2	2	1			
6	8401-002	3 Pole Contactor			X	X						X	2	X
7	8615-047	Jumper Bar		X			X		X	X				
8	8611-006	Ground Terminal		X			X		X	X				
9	8615-049	Jumper Bar Cover		X			X		X	X				
10	8201-013	Emergency Heat Relay								X			X	
NS	4097-121	Wiring Diagram	X					X						
NS	4097-141	Wiring Diagram		X			X		X					
NS	4097-221	Wiring Diagram			X	X					X	X		X
NS	4097-151	Wiring Diagram								X				
NS	4097-230	Wiring Diagram											X	

NS = Not Shown

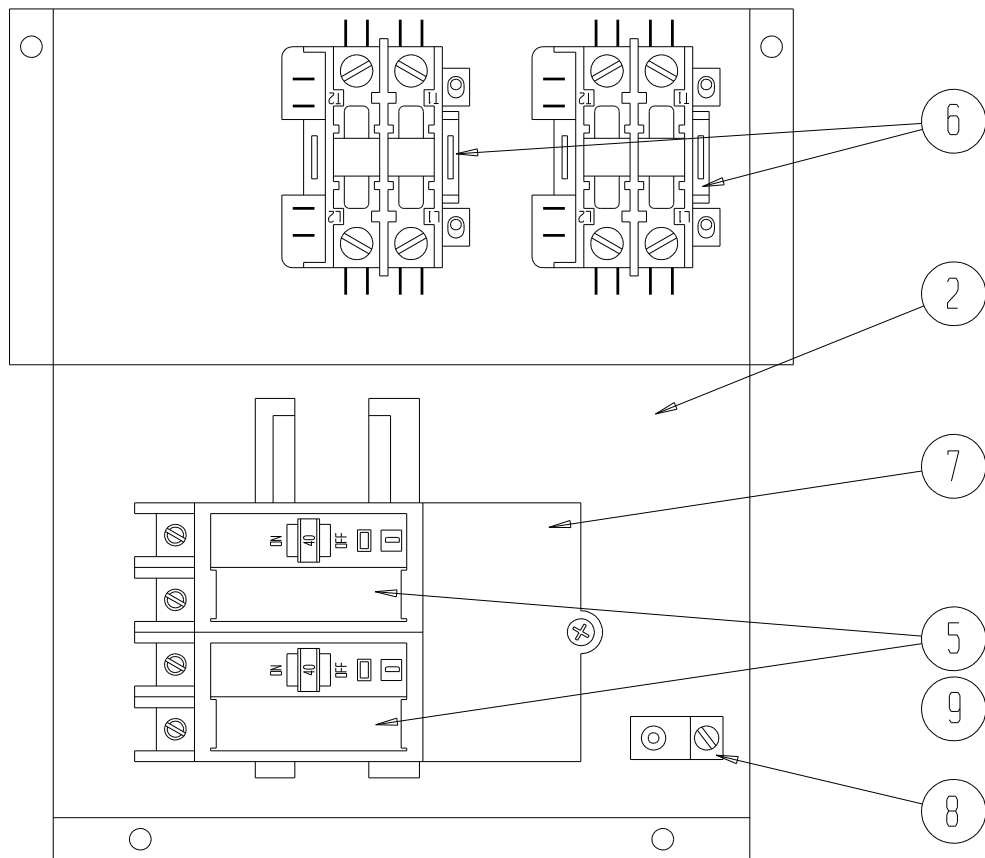
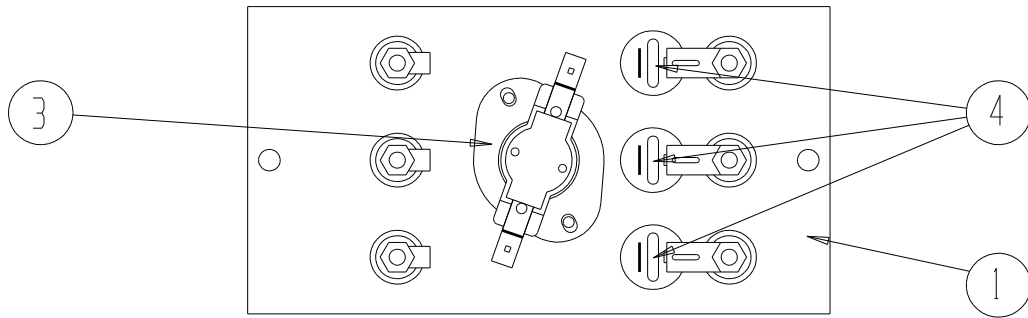
HEATER PACKAGES – HEAT PUMP

Drawing No.	Part No.	Description	EHWC03A-C06	EHWC03A-C09	EHWH03A-C15	EHWH30TA10B	EHWH36TA10B
1	8604-089	Heat Strip 5 KW				X	X
1	8604-100	Heat Strip 6 KW	X		X		
1	8604-101	Heat Strip 9 KW		X	X		
2	127X210	Heater Control Base	X	X	X	X	X
2	127-321	Heater Control Base					
3	8402-065	Limit Control	X	X		X	X
3	8402-070	Limit Control			X		
4	8402-091	Thermal Cutoff				2	2
4	8402-128	Thermal Cutoff	2	2			
4	8402-095	Thermal Cutoff			4		
5	8615-067	Disconnect Switch	X	X	X		
5	8615-037	Circuit Breaker 30A				X	X
5	8615-041	Circuit Breaker 60A				X	
5	8615-040	Circuit Breaker 50A					X
6	8401-006	Heat Contactor				2	2
6	8401-002	Heat Contactor	1	1	2		
7	8615-047	Jumper Bar				X	X
8	8611-006	Ground Terminal				X	X
9	8615-049	Jumper Bar Cover				X	X
10	8201-013	Emergency Heat Relay			X		
NS	4097-141	Wiring Diagram				X	X
NS	4097-322	Wiring Diagram	X	X			
NS	4097-333	Wiring Diagram			X		

NS = Not Shown

This page intentionally left blank.

HEATER PACKAGES – AIR CONDITIONER



SEXP-164

HEATER PACKAGES – AIR CONDITIONER

Drawing No.	Part No.	Description	EHWA03-A05B	EHWA03-A08B	EHWA03-A10B	EHWA03-A15B	EHWA03-B06B	EHWA03-B09B	EHW36A-B06B	EHWA03A-C12	EHWA03A-C15	EHWA03TA10B	EHWA37-B15B	EHWA03-AXH	EHWA03-AXK	EHWA03-E12B	EHWA03-A10D
1	8604-089	Heat Strip 5 KW	X														
1	8604-090	Heat Strip 8 KW		X													
1	8604-095	Heat Strip 10 KW			X							X					X
1	8604-096	Heat Strip 15 KW				X							X				
1	8604-049	Heat Strip 6 KW					X		X								
1	8604-048	Heat Strip 9 KW						X									
1	8604-100	Heat Strip 6 KW								2	X						
1	8604-101	Heat Strip 9 KW									X						
1	8604-116	Heat Strip 10 KW									X			X			
1	8604-117	Heat Strip 15 KW													X		
1	8604-046	Heat Strip 12 KW														X	
2	127X210	Heater Control Base	X	X	X	X	X	X	X			X	X	X	X	X	X
2	127-321	Heater Control Base								X	X						
3	8402-028	Limit Control			X							X					X
3	8402-065	Limit Control	X	X			X	X	X			X					
3	8402-069	Limit Control				X											
3	8402-070	Limit Control								X	X		X			X	
3	8402-120	Limit Control												X	X		
4	8402-091	Thermal Cutoff	X	2								2					
4	8402-096	Thermal Cutoff			2	3							3			3	2
4	8402-092	Thermal Cutoff					2	2	2								
4	8402-095	Thermal Cutoff								4	4						
4	8402-121	Thermal Cutoff												2	3		
5	8615-067	Disconnect Switch								X	X						X
5	8615-037	Circuit Breaker 30A				X				X							
5	8615-038	Circuit Breaker 35A	X														
5	8615-040	Circuit Breaker 50A		X													
5	8615-041	Circuit Breaker 60A			X	X								X	X		X
5	8615-051	Circuit Breaker 25A, 3-Phase					X										
5	8615-052	Circuit Breaker 30A, 3-Phase						X									
5	8615-042	Circuit Breaker 35A, 3-Phase						X									
5	8615-043	Circuit Breaker 40A, 3-Phase														X	
5	8615-046	Circuit Breaker 60A, 3-Phase											X				
6	8401-006	Heat Contactor	X			X							X		X	X	
6	8401-002	Heat Contactor					X	X	X	2	2		X	X			2
6	8401-025	Heat Contactor		X	X	X						X	X			X	
7	8615-047	Jumper Bar				X							X		X		
8	8611-006	Ground Terminal				X							X		X		X
9	8615-049	Jumper Bar Cover				X							X		X		
NS	4097-120	Wiring Diagram	X														
NS	4097-140	Wiring Diagram		X	X							X					
NS	4097-150	Wiring Diagram				X											
NS	4097-220	Wiring Diagram					X	X	X								
NS	4097-230	Wiring Diagram											X			X	
NS	4097-332	Wiring Diagram								X	X						
NS	4097-164	Wiring Diagram												X			
NS	4097-165	Wiring Diagram													X		
NS	4097-199	Wiring Diagram															X

NS = Not Shown