
REPLACEMENT PARTS MANUAL

WALL MOUNT HEATER PACKAGE

Models:

EHW30A-A05B	EHW3TA-B09	EHWA03-A10B	EHWC03A-C09
EHW30A-B06	EHW3TA-B15	EHWA03-A10D	EHWH03-B06B
EHW30H-A10	EHW3TA-C06	EHWA03-A15B	EHWH03-B09B
EHW36A-B06B	EHW3TA-C09	EHWA03-AXH	EHWH03A-C15
EHW36H-B06B	EHW3TA-C12	EHWA03-AXK	EHWH30-A05B
EHW36H-B09B	EHW3TA-C15	EHWA03-B06B	EHWH30-A10B
EHW36H-B15B	EHW3TH-A10	EHWA03-B09B	EHWH30TA10B
EHW36HLB09B	EHW3TH-A15	EHWA03A-C12	EHWH36-A05B
EHW3TA-A05	EHW3TH-B15	EHWA03A-C15	EHWH36-A08B
EHW3TA-A08	EHW3TH-C06	EHWA03-E12B	EHWH36-A10B
EHW3TA-A10	EHW3TH-C15	EHWA03TA10B	EHWH36-A15B
EHW3TA-A15	EHWA03-A05B	EHWA37-B15B	EHWH36TA10B
EHW3TA-B06	EHWA03-A08B	EHWC03A-C06	

General Notes

- Revised and/or additional pages may be issued from time to time.
- A complete and current manual consists of pages shown in the following contents section.

Important

- Contact the installing and/or local Bard distributor for all parts requirements. Make sure to have the complete model and serial number available from the unit rating plates.

Contents

Description	Page
Heat Pump Heater Packages	
♦ Layout View	2
♦ Usage List	3
♦ Usage List	4
Air Conditioner Heater Packages	
♦ Layout View	6
♦ Usage List	7

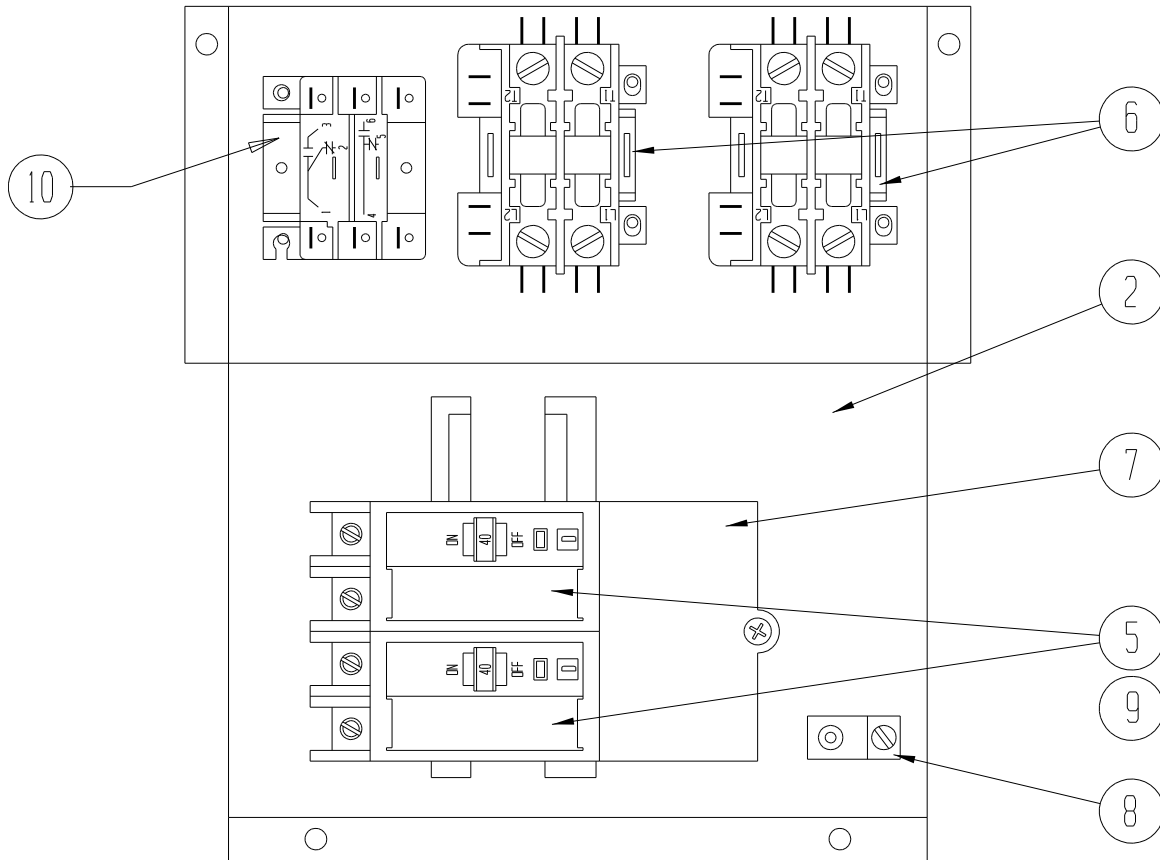
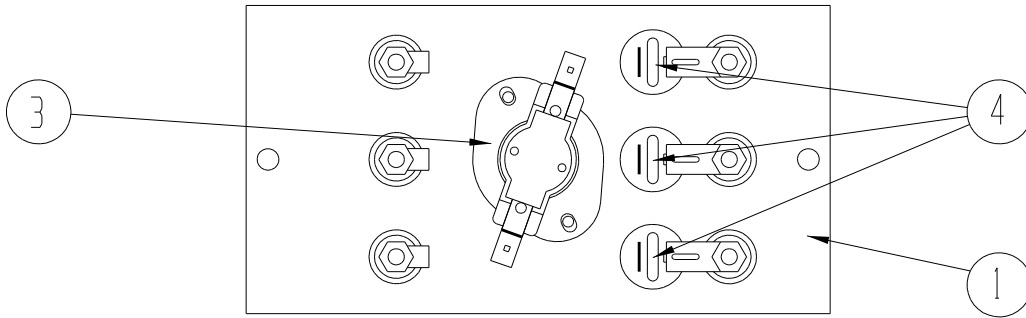


Climate Control Solutions

Bard Manufacturing Company, Inc.
Bryan, Ohio 43506
www.bardvac.com

Manual: 2110-621E
Supersedes: 2110-621D
Date: 12-17-15

HEAT PUMP HEATER PACKAGES



SEXP-165

HEAT PUMP HEATER PACKAGES

Drawing No.	Part No.	Description	EHWH30-A05B	EHWH30-A10B	EHWH03-B06B	EHWH03-B09B	EHWH36-A08B	EHWH36-A05B	EHWH36-A10B	EHWH36-A15B	EHW36H-B06B	EHW36H-B09B	EHW36H-B15B	EHW36HLB09B	EHW30H-A10	EHW3TH-A10	EHW3TH-A15	EHW3TH-B15
1	8604-089	Heat Strip 5 KW	X					X									X	
1	8604-095	Heat Strip 10 KW		X					X						X	X	X	
1	8604-049	Heat Strip 6 KW			X						X		X	X				X
1	8604-048	Heat Strip 9 KW				X					X	X	X	X				X
1	8604-090	Heat Strip 8 KW					X											
1	8604-096	Heat Strip 15 KW								X								
2	127X210	Heater Control Base	X	X	X	X	X	X	X	X	X	X	X	X	X	X	X	X
3	8402-028	Limit Control		X					X									
3	8402-141	Limit Control																X
3	8402-065	Limit Control	X		X	X	X	X		X	X		X	X	X			
3	8402-069	Limit Control							X								X	
3	8402-031	Limit Control											X					
3	8402-070	Limit Control										X						
4	8402-091	Thermal Cutoff	X				2	X										
4	8402-093	Thermal Cutoff															3	
4	8402-096	Thermal Cutoff		2					2	3						2	2	
4	8402-092	Thermal Cutoff			2	2					2	2		2				
4	8402-114	Thermal Cutoff																4
5	8615-037	Circuit Breaker 30A		X					X						X	X		
5	8615-040	Circuit Breaker 50A	X	X			X								X			
5	8615-041	Circuit Breaker 60A						X	X	2						X	2	
5	8615-043	Circuit Breaker 40A			X								X					
5	8615-045	Circuit Breaker 50A				X												
5	8615-039	Circuit Breaker 45A									X							
5	8615-036	Circuit Breaker 25A					X											
5	8615-046	Circuit Breaker 60A										X						X
5	8615-042	Circuit Breaker 35A 3PH											X					
6	8401-006	Heat Contactor	2	1			2	1	2	2	1				1	2		
6	8401-002	3 Pole Contactor			X	X						X	2	X			X	2
6	8401-041	Heat Contactor															X	
7	8615-047	Jumper Bar		X			X		X	X					X	X	X	
8	8611-006	Ground Terminal		X			X		X	X					X	X	X	
9	8615-049	Jumper Bar Cover		X			X		X	X					X	X	X	
10	8201-013	Emergency Heat Relay								X			X				X	X
NS	4097-121	Wiring Diagram	X					X										
NS	4097-141	Wiring Diagram		X					X						X	X		
NS	4097-221	Wiring Diagram			X	X					X	X		X				
NS	4097-151	Wiring Diagram								X								
NS	4097-153	Wiring Diagram															X	
NS	4097-230	Wiring Diagram											X					
NS	4097-231	Wiring Diagram																X

NS = Not Shown

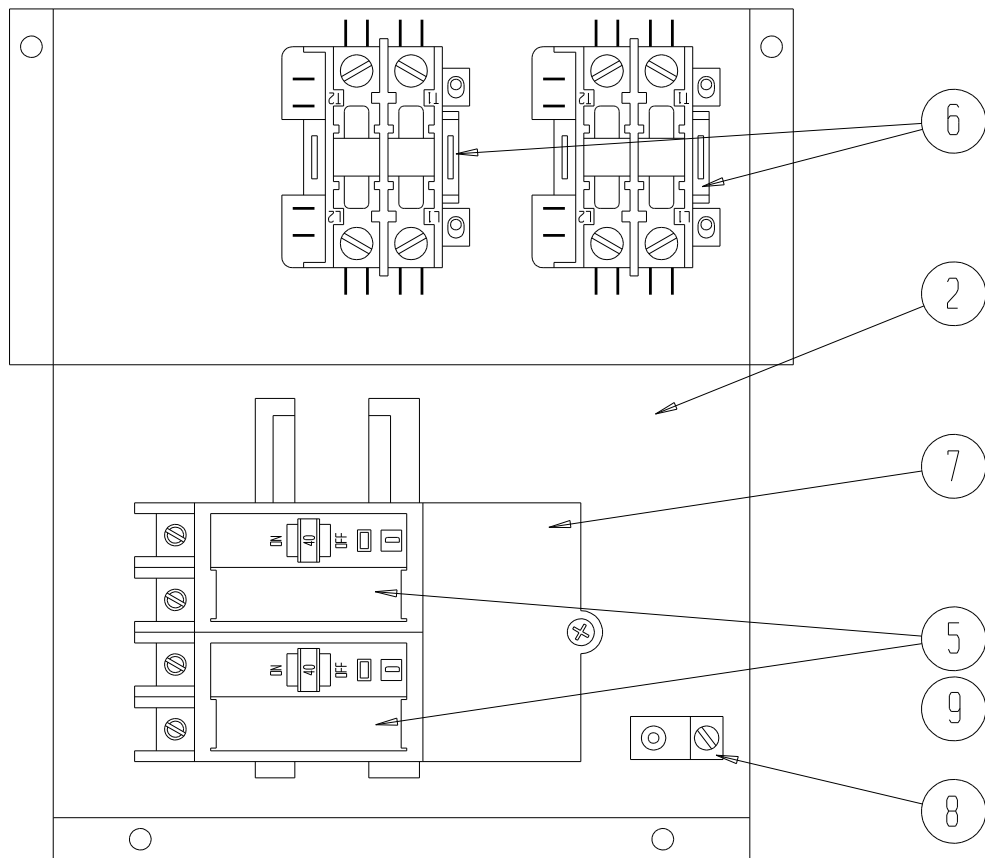
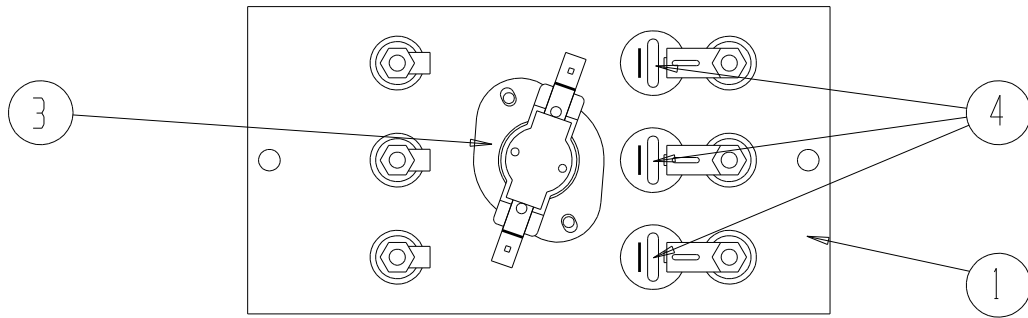
HEAT PUMP HEATER PACKAGES

Drawing No.	Part No.	Description	EHWC03A-C06	EHWC03A-C09	EHWH03A-C15	EHWH30TA10B	EHWH36TA10B	EHW3TA-C06	EHW3TA-C09	EHW3TH-C15	EHW3TH-C06
1	8604-089	Heat Strip 5 KW				X	X				
1	8604-100	Heat Strip 6 KW	X		X			X		X	X
1	8604-101	Heat Strip 9 KW		X	X				X	X	
2	127X210	Heater Control Base				X	X				
2	127-321	Heater Control Base	X	X	X			X	X	X	X
3	8402-065	Limit Control	X	X		X	X	X	X		
3	8402-070	Limit Control			X					X	
3	8402-031	Limit Control									X
4	8402-091	Thermal Cutoff	2	2		2	2				
4	8402-128	Thermal Cutoff									
4	8402-138	Thermal Cutoff								4	
4	8402-095	Thermal Cutoff			4						
4	8402-094	Thermal Cutoff						2	2		2
5	8615-067	Disconnect Switch	X	X	X			X	X	X	X
5	8615-037	Circuit Breaker 30A				X	X				
5	8615-041	Circuit Breaker 60A				X					
5	8615-040	Circuit Breaker 50A					X				
6	8401-006	Heat Contactor				2	2				
6	8401-002	Heat Contactor	1	1	2			1	1	2	x
7	8615-047	Jumper Bar				X	X				
8	8611-006	Ground Terminal				X	X				
9	8615-049	Jumper Bar Cover				X	X				
10	8201-013	Emergency Heat Relay			X					x	
NS	4097-141	Wiring Diagram				X	X				
NS	4097-322	Wiring Diagram	X	X				X	X		X
NS	4097-333	Wiring Diagram			X					X	

NS = Not Shown

This page intentionally left blank

AIR CONDITIONER HEATER PACKAGES



SEXP-164

AIR CONDITIONER HEATER PACKAGES

Drawing No.	Part No.	Description	EHWA03-A05B	EHWA03-A08B	EHWA03-A10B	EHWA03-A15B	EHWA03-B06B	EHWA03-B09B	EHW36A-B06B	EHWA03A-C12	EHWA03A-C15	EHWA03TA10B	EHWA37-B15B	EHWA03-AXH	EHWA03-AXK	EHWA03-E12B	EHWA03-A10D	EHW30A-A05B	EHW3TA-A05	EHW3TA-A08	EHW3TA-A10	EHW3TA-A15	EHW30A-B06	EHW3TA-B09	EHW3TA-B06	EHW3TA-C12	EHW3TA-C15	EHW3TA-B15		
1	8604-089	Heat Strip 5 KW	X															X	X											
1	8604-090	Heat Strip 8 KW		X																X										
1	8604-095	Heat Strip 10 KW			X												X				X									
1	8604-096	Heat Strip 15 KW				X																X								
1	8604-049	Heat Strip 6 KW					X		X				X										X		X			X		
1	8604-048	Heat Strip 9 KW						X																X				X		
1	8604-100	Heat Strip 6 KW								2	X															2	X	X		
1	8604-101	Heat Strip 9 KW									X																X	X		
1	8604-116	Heat Strip 10 KW												X																
1	8604-117	Heat Strip 15 KW													X															
1	8604-046	Heat Strip 12 KW														X														
2	127X210	Heater Control Base	X	X	X	X	X	X	X			X	X	X	X	X	X	X	X	X	X	X	X	X	X	X	X	X		
2	127-321	Heater Control Base								X	X															X	X	X		
3	8402-082	Limit Control																			X									
3	8402-028	Limit Control		X													X													
3	8402-065	Limit Control	X	X								X						X												
3	8402-069	Limit Control			X																									
3	8402-031	Limit Control				X																X								
3	8402-070	Limit Control								X	X		X													X	X			
3	8402-120	Limit Control												X	X															
3	8402-141	Limit Control																										X		
4	8402-091	Thermal Cutoff	X	2								2						X	X	2										
4	8402-096	Thermal Cutoff		2	3								3																	
4	8402-114	Thermal Cutoff																			2							4		
4	8402-092	Thermal Cutoff					2	2	2														2							
4	8402-095	Thermal Cutoff							4	4													2	2	2					
4	8402-094	Thermal Cutoff																								4				
4	8402-121	Thermal Cutoff											2	3													4			
4	8402-138	Thermal Cutoff																									4			
4	8402-093	Thermal Cutoff																			3									
5	8615-067	Disconnect Switch								X	X															X	X			
5	8615-037	Circuit Breaker 30A				X												X	X			X								
5	8615-038	Circuit Breaker 35A	X																											
5	8615-040	Circuit Breaker 50A		X																										
5	8615-041	Circuit Breaker 60A			X	X																								
5	8615-051	Circuit Breaker 25A, 3-Phase					X																							
5	8615-052	Circuit Breaker 30A, 3-Phase						X																						
5	8615-042	Circuit Breaker 35A, 3-Phase							X																					
5	8615-043	Circuit Breaker 40A, 3-Phase																												
5	8615-046	Circuit Breaker 60A, 3-Phase										X																X		
6	8401-006	Heat Contactor	X			X							X	X	X			X	X			X								
6	8401-002	Heat Contactor					X	X	X	2	2		X	X											X	X	X	2	2	2
6	8401-025	Heat Contactor		X	X	X						X	X								X	X	X							
7	8615-047	Jumper Bar				X							X	X								X								
8	8611-006	Ground Terminal				X							X	X			X					X								
9	8615-049	Jumper Bar Cover				X							X	X								X								
NS	4097-120	Wiring Diagram	X															X	X											
NS	4097-140	Wiring Diagram		X	X							X									X	X								
NS	4097-150	Wiring Diagram				X																								
NS	4097-152	Wiring Diagram																				X								
NS	4097-220	Wiring Diagram					X	X	X														X	X	X					
NS	4097-230	Wiring Diagram										X																		
NS	4097-232	Wiring Diagram											X															X		
NS	4097-332	Wiring Diagram								X	X															X	X			
NS	4097-164	Wiring Diagram												X																
NS	4097-165	Wiring Diagram													X															
NS	4097-199	Wiring Diagram																X												

NS = Not Shown