
REPLACEMENT PARTS MANUAL

Wall Mount Heater Package

Models:

EHW30A-A05B	EHW3TA-B09	EHWA03-A10B	EHWC03A-C09
EHW30A-B06	EHW3TA-B15	EHWA03-A10D	EHWH03-B06B
EHW30H-A10	EHW3TA-C06	EHWA03-A15B	EHWH03-B09B
EHW36A-B06B	EHW3TA-C09	EHWA03-AXH	EHWH03A-C15
EHW36H-B06B	EHW3TA-C12	EHWA03-AXK	EHWH30-A05B
EHW36H-B09B	EHW3TA-C15	EHWA03-B06B	EHWH30-A10B
EHW36H-B15B	EHW3TH-A10	EHWA03-B09B	EHWH30TA10B
EHW36HLB09B	EHW3TH-A15	EHWA03A-C12	EHWH36-A05B
EHW3TA-A05	EHW3TH-B15	EHWA03A-C15	EHWH36-A08B
EHW3TA-A08	EHW3TH-C06	EHWA03-E12B	EHWH36-A10B
EHW3TA-A10	EHW3TH-C15	EHWA03TA10B	EHWH36-A15B
EHW3TA-A15	EHWA03-A05B	EHWA37-B15B	EHWH36TA10B
EHW3TA-B06	EHWA03-A08B	EHWC03A-C06	

General Notes

- Revised and/or additional pages may be issued from time to time.
- A complete and current manual consists of pages shown in the following contents section.

Important

- Contact the installing and/or local Bard distributor for all parts requirements. Make sure to have the complete model and serial number available from the unit rating plates.

Contents

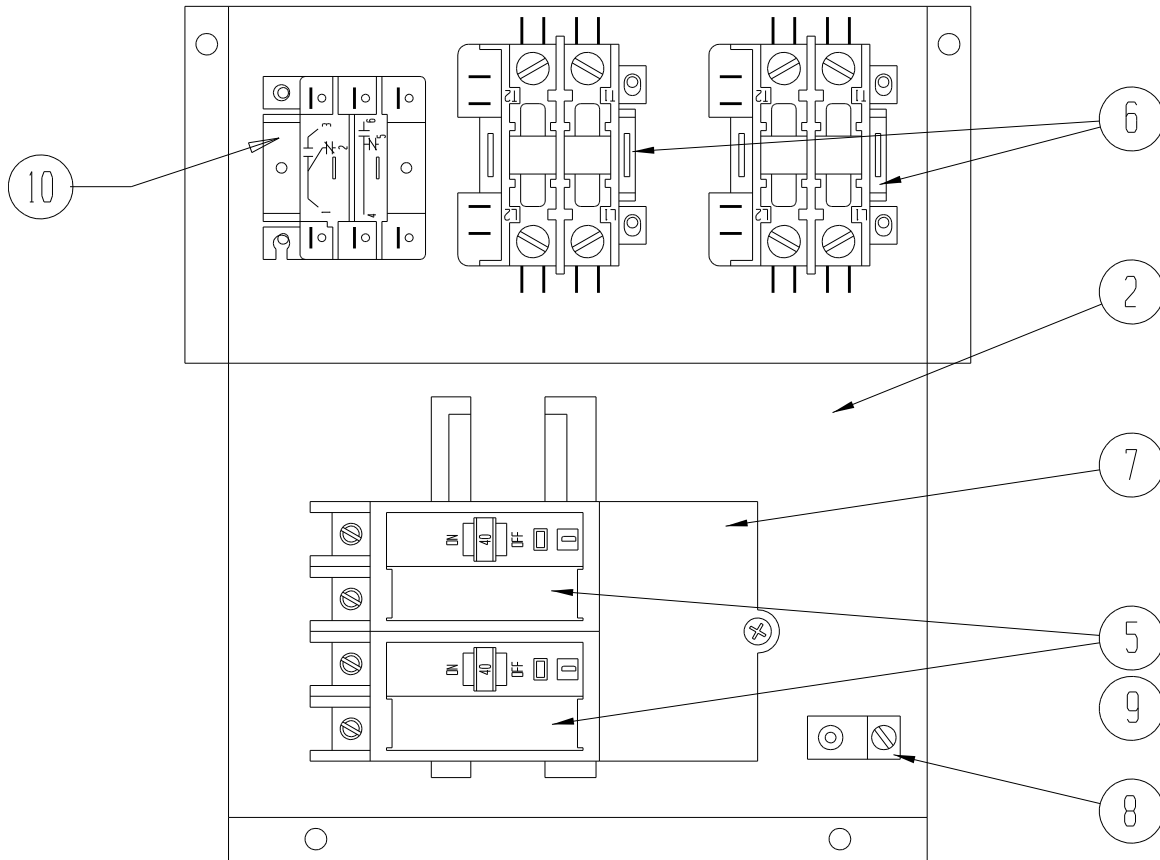
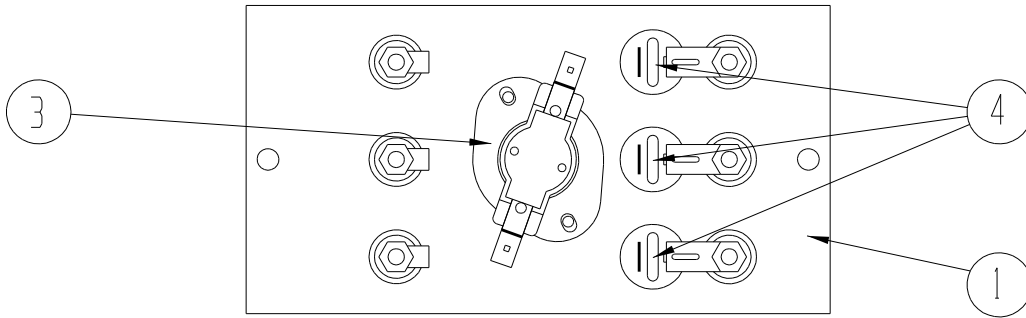
Description	Page
Heat Pump Heater Packages	
♦ Layout View	2
♦ Usage List	3
♦ Usage List	4
Air Conditioner Heater Packages	
♦ Layout View	6
♦ Usage List	7



Bard Manufacturing Company, Inc.
Bryan, Ohio 43506
www.bardhvac.com

Manual: 2110-621F
Supersedes: 2110-621E
Date: 2-18-21

HEAT PUMP HEATER PACKAGES



SEXP-165

HEAT PUMP HEATER PACKAGES

Drawing No.	Part No.	Description	EHWH30-A05B	EHWH30-A10B	EHWH03-B06B	EHWH03-B09B	EHWH36-A08B	EHWH36-A05B	EHWH36-A10B	EHWH36-A15B	EHW36H-B06B	EHW36H-B09B	EHW36H-B15B	EHW36HLB09B	EHW30H-A10	EHW3TH-A10	EHW3TH-A15	EHW3TH-B15
1	8604-089	Heat Strip 5 KW	X					X									X	
1	8604-095	Heat Strip 10 KW		X					X						X	X	X	
1	8604-049	Heat Strip 6 KW			X						X		X	X				X
1	8604-048	Heat Strip 9 KW				X						X	X	X				X
1	8604-090	Heat Strip 8 KW					X											
1	8604-096	Heat Strip 15 KW								X								
2	127X210	Heater Control Base	X	X	X	X	X	X	X	X	X	X	X	X	X	X	X	X
3	8402-028	Limit Control		X					X									
3	8402-141	Limit Control																X
3	8402-065	Limit Control	X		X	X	X	X			X	X		X	X	X		
3	8402-069	Limit Control								X								
3	8402-031	Limit Control															X	
3	8402-070	Limit Control											X					
4	8402-091	Thermal Cutoff	X				2	X										
4	8402-093	Thermal Cutoff															3	
4	8402-096	Thermal Cutoff		2					2	3						2	2	
4	8402-092	Thermal Cutoff			2	2					2	2		2				4
4	8402-114	Thermal Cutoff																
5	8615-037	Circuit Breaker 30A		X					X						X	X		
5	8615-040	Circuit Breaker 50A	X	X											X			
5	8615-041	Circuit Breaker 60A						X	X	2						X	2	
5	8615-043	Circuit Breaker 40A			X								X					
5	8615-045	Circuit Breaker 50A				X												
5	8615-039	Circuit Breaker 45A									X							
5	8615-036	Circuit Breaker 25A					X											
5	8615-046	Circuit Breaker 60A										X						X
5	8615-042	Circuit Breaker 35A 3PH											X					
6	8401-006	Heat Contactor	2	1			2	1	2	2	1				1	2		
6	8401-002	3 Pole Contactor			X	X						X	2	X			X	2
6	8401-041	Heat Contactor															X	
7	8615-047	Jumper Bar		X			X		X	X					X	X	X	
8	8611-006	Ground Terminal		X			X		X	X					X	X	X	
9	8615-049	Jumper Bar Cover		X			X		X	X					X	X	X	
10	8201-013	Emergency Heat Relay								X			X				X	X
NS	4097-121	Wiring Diagram	X					X										
NS	4097-141	Wiring Diagram		X					X						X	X		
NS	4097-221	Wiring Diagram			X	X					X	X		X				
NS	4097-151	Wiring Diagram								X								
NS	4097-153	Wiring Diagram															X	
NS	4097-230	Wiring Diagram											X					
NS	4097-231	Wiring Diagram																X

NS = Not Shown

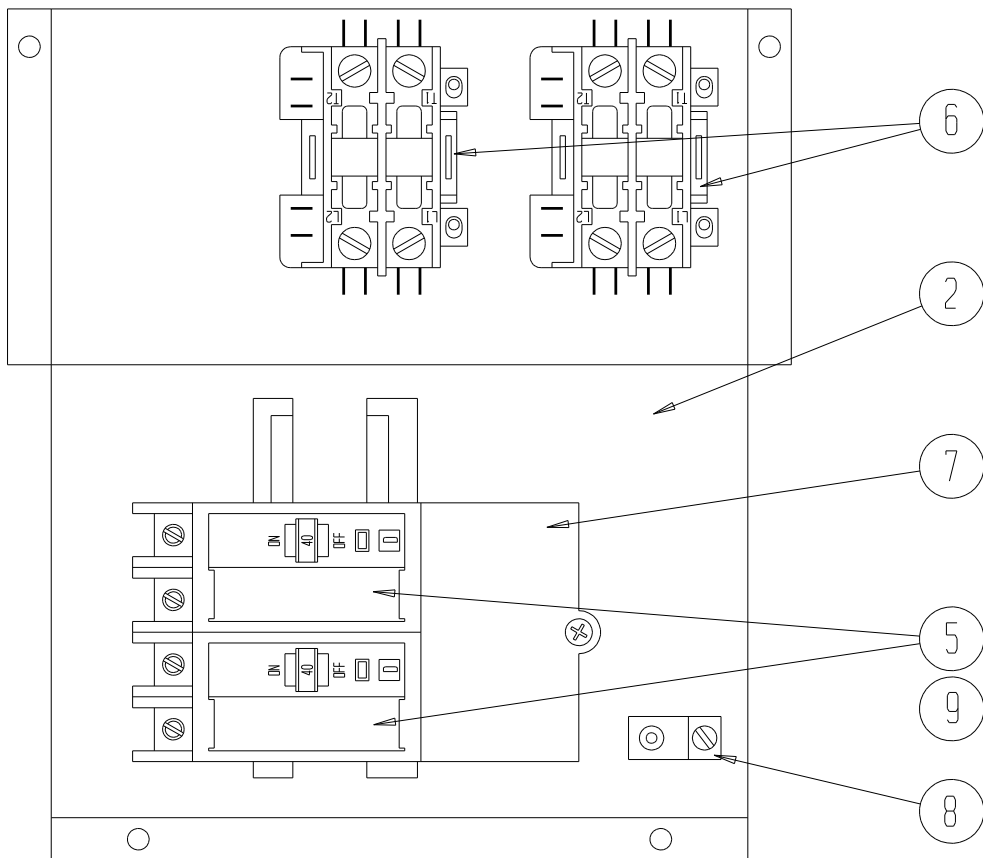
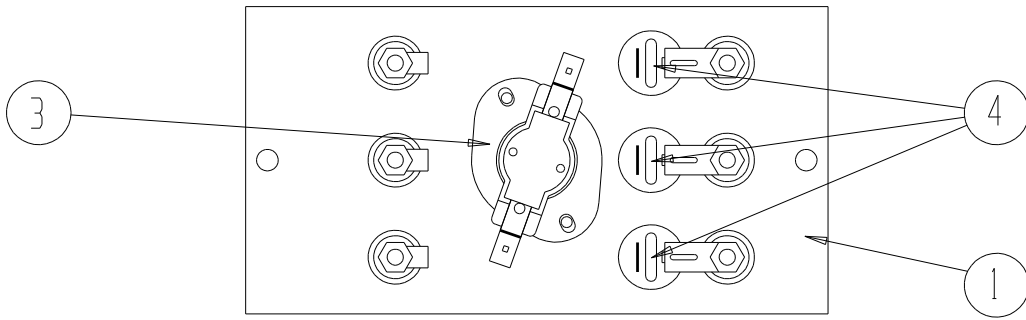
HEAT PUMP HEATER PACKAGES

Drawing No.	Part No.	Description	EHWC03A-C06	EHWC03A-C09	EHWH03A-C15	EHWH30TA10B	EHWH36TA10B	EHW3TA-C06	EHW3TA-C09	EHW3TH-C15	EHW3TH-C06
1	8604-089	Heat Strip 5 KW				X	X				
1	8604-100	Heat Strip 6 KW	X		X			X		X	X
1	8604-101	Heat Strip 9 KW		X	X				X	X	
2	127X210	Heater Control Base				X	X				
2	127-321	Heater Control Base	X	X	X			X	X	X	X
3	8402-065	Limit Control	X	X		X	X	X	X		
3	8402-070	Limit Control			X					X	
3	8402-031	Limit Control									X
4	8402-091	Thermal Cutoff				2	2				
4	8402-138	Thermal Cutoff								4	
4	8402-095	Thermal Cutoff	2	2	4						
4	8402-094	Thermal Cutoff						2	2		2
5	8615-067	Disconnect Switch	X	X	X			X	X	X	X
5	8615-037	Circuit Breaker 30A				X	X				
5	8615-041	Circuit Breaker 60A				X					
5	8615-040	Circuit Breaker 50A					X				
6	8401-006	Heat Contactor				2	2				
6	8401-002	Heat Contactor	1	1	2			1	1	2	x
7	8615-047	Jumper Bar				X	X				
8	8611-006	Ground Terminal				X	X				
9	8615-049	Jumper Bar Cover				X	X				
10	8201-013	Emergency Heat Relay			X					x	
NS	4097-141	Wiring Diagram				X	X				
NS	4097-322	Wiring Diagram	X	X				X	X		X
NS	4097-333	Wiring Diagram			X					X	

NS = Not Shown

This page intentionally left blank

AIR CONDITIONER HEATER PACKAGES



SEXP-164

