

---

# REPLACEMENT PARTS MANUAL

# WALL MOUNT HEATER PACKAGES

## MODELS:

EHWA03-A05  
EHWA03-A15  
EHWA03TA10  
EHWC03A-C06  
EHWA03A-C15  
EHWH30-A05  
EHWH03-B06

EHWA03-A08  
EHWA03-AXH  
EHWA03-B09  
EHWC03A-C09  
EHWA03-B06  
EHWH30-A10  
EHWH03-B09

EHWA03-A10  
EHWA03-AXK  
EHWA37-B15  
EHWA03A-C12  
EHW36A-B06  
EHWH30TA10  
EHWH03A-C15

---

## General Notes

- Revised and/or additional pages may be issued from time to time.
- A complete and current manual consists of pages shown in the following contents section.

## Important

- Contact the installing and/or local Bard distributor for all parts requirements. Make sure you have the complete model and serial number available from the unit rating plates.

## Contents

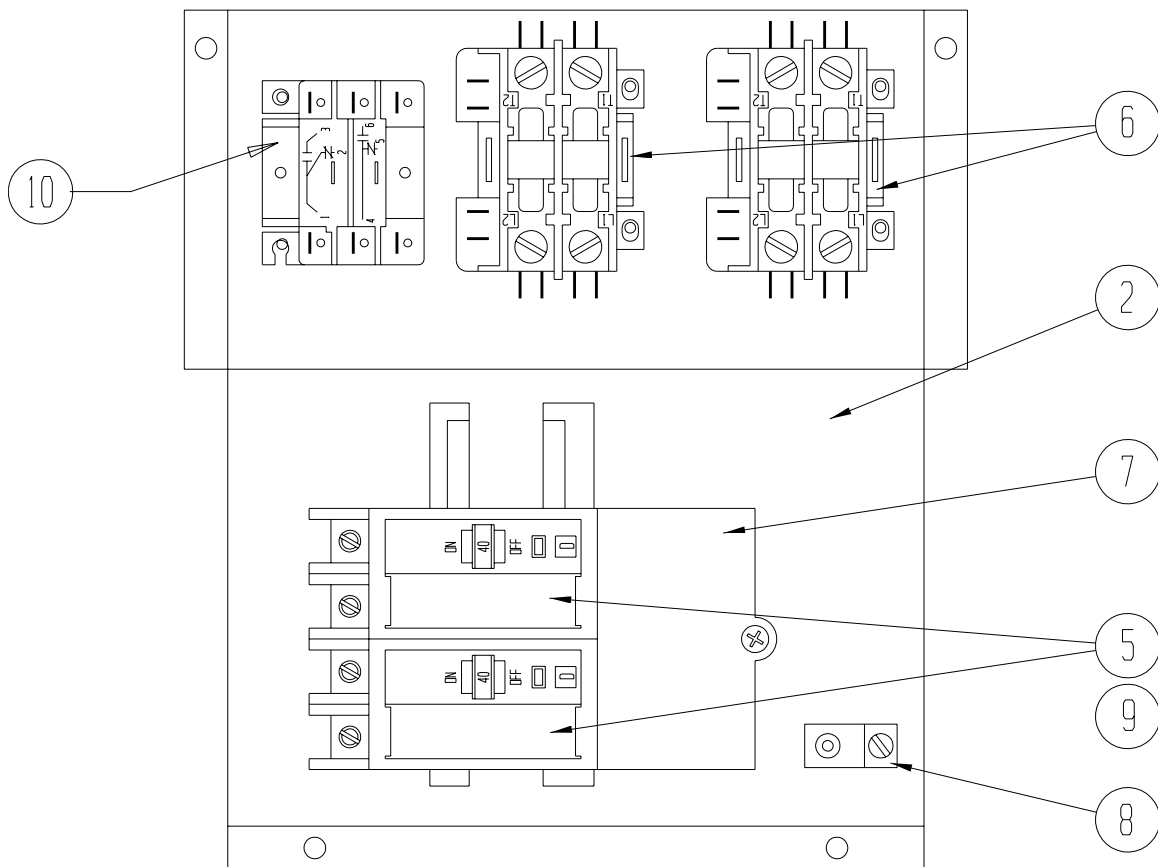
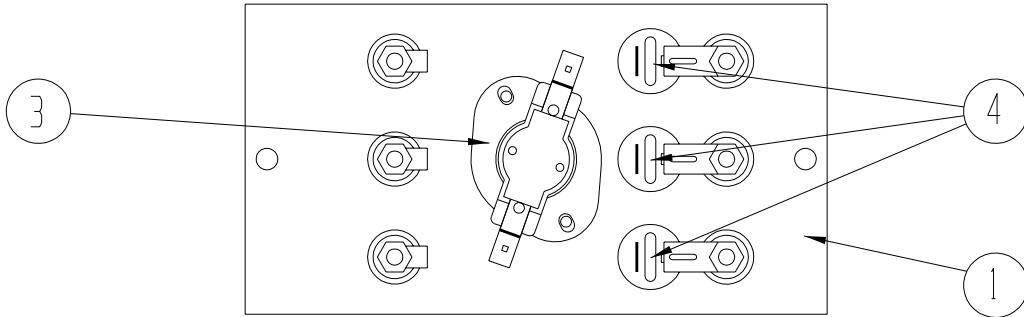
<i>Description</i>	<i>Page</i>
Heater Packages / Heat Pump	
♦ Exploded View .....	2
♦ Usage List .....	3
♦ Usage List .....	4
♦ Blank Page .....	5
Heater Packages / Air Conditioner	
♦ Exploded View .....	6
♦ Usage List .....	7



Bard Manufacturing Company, Inc.  
Bryan, Ohio 43506  
*Since 1914...Moving ahead, just as planned.*

Manual: 2110-621  
Supersedes: **NEW**  
File: Tab 18  
Date: 10-02-09

# HEATER PACKAGES – HEAT PUMP



SEXP-165

# HEATER PACKAGES – HEAT PUMP

---

Drawing No.	Part No.	Description	EHWH30-A05	EHWH30-A10	EHWH03-B06	EHWH03-B09
1	8604-089	Heat Strip 5 KW	X			
1	8604-095	Heat Strip 10 KW		X		
1	8604-049	Heat Strip 6 KW			X	
1	8604-048	Heat Strip 9 KW				X
2	127X210	Heater Control Base	X	X	X	X
3	8402-028	Limit Control		X		
3	8402-065	Limit Control	X		X	X
4	8402-091	Thermal Cutoff	X			
4	8402-096	Thermal Cutoff		2		
4	8402-092	Thermal Cutoff			2	2
5	8615-037	Circuit Breaker 30A		X		
5	8615-040	Circuit Breaker 50A	X	X		
5	8615-043	Circuit Breaker 40A			X	
5	8615-045	Circuit Breaker 50A				X
6	8401-006	Heat Contactor	1	1	1	1
7	8615-047	Jumper Bar		X		
8	8611-006	Ground Terminal		X		
9	8615-049	Jumper Bar Cover		X		
NS	4097-121	Wiring Diagram	X			
NS	4097-141	Wiring Diagram		X		
NS	4097-221	Wiring Diagram			X	X

NS = Not Shown

# HEATER PACKAGES – HEAT PUMP

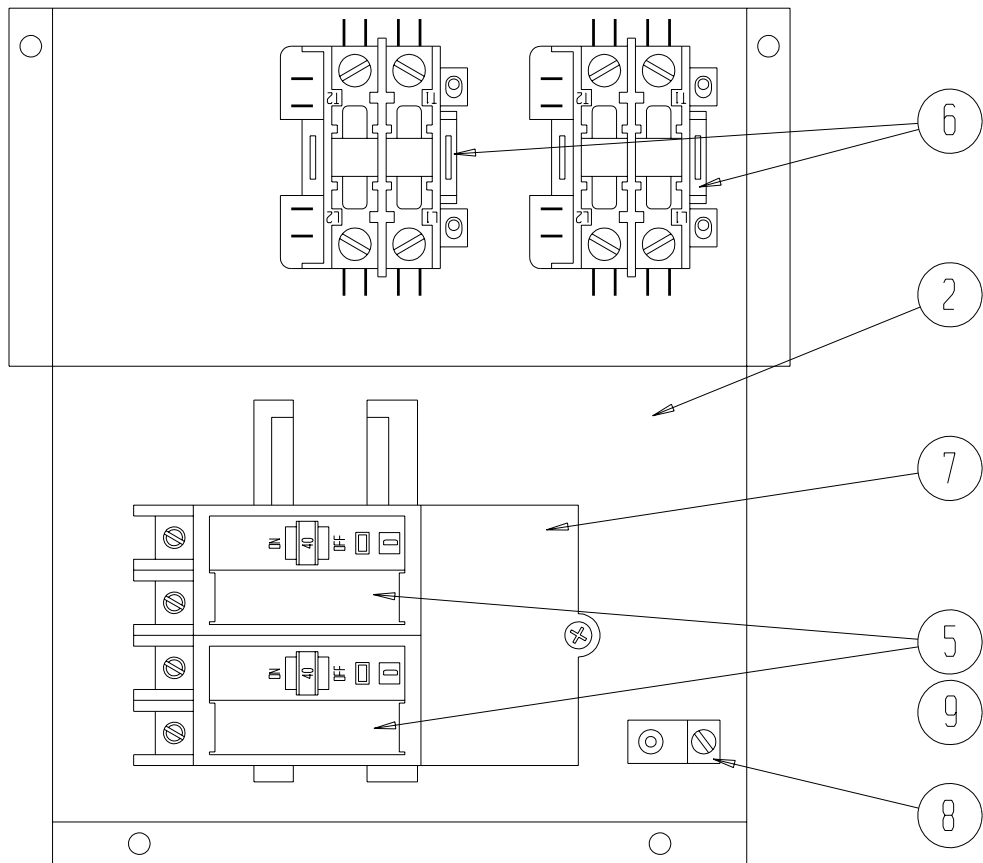
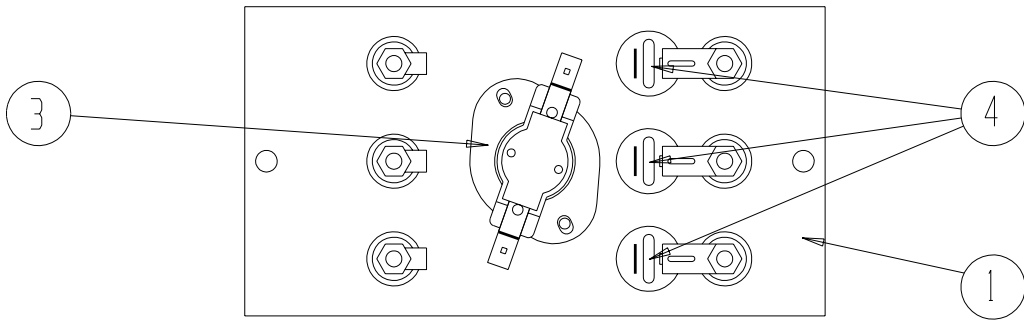
---

Drawing No.	Part No.	Description	EHWC03A-C06	EHWC03A-C09	EHWH03A-C15	EHWH30TA10
1	8604-089	Heat Strip 5 KW	X		X	X
1	8604-100	Heat Strip 6 KW		X	X	
1	8604-101	Heat Strip 9 KW			X	
2	127X210	Heater Control Base				X
2	127-321	Heater Control Base	X	X	X	
3	8402-065	Limit Control	X	X		X
3	8402-070	Limit Control			X	
4	8402-091	Thermal Cutoff				2
4	8402-128	Thermal Cutoff	2	2		
4	8402-095	Thermal Cutoff			4	
5	8615-067	Disconnect Switch	X	X	X	
5	8615-037	Circuit Breaker 30A				X
5	8615-041	Circuit Breaker 60A				X
6	8401-006	Heat Contactor				1
6	8401-002	Heat Contactor	1	1	2	
7	8615-047	Jumper Bar				X
8	8611-006	Ground Terminal				X
9	8615-049	Jumper Bar Cover				X
10	8201-013	Emergency Heat Relay			X	
NS	4097-141	Wiring Diagram				X
NS	4097-322	Wiring Diagram	X	X		
NS	4097-333	Wiring Diagram			X	

NS = Not Shown

This page intentionally left blank.

# HEATER PACKAGES – AIR CONDITIONER



SEXP-164

# HEATER PACKAGES – AIR CONDITIONER

Drawing No.	Part No.	Description	EHWA03-A05	EHWA03-A08	EHWA03-A10	EHWA03-A15	EHWA03-B06	EHWA03-B09	EHW36A-B06	EHWA03A-C12	EHWA03A-C15	EHWA03TA10	EHWA37-B15	EHWA03-AXH	EHWA03-AXK
1	8604-089	Heat Strip 5 KW	X												
1	8604-090	Heat Strip 8 KW		X											
1	8604-095	Heat Strip 10 KW			X							X			
1	8604-096	Heat Strip 15 KW				X							X		
1	8604-049	Heat Strip 6 KW					X								
1	8604-048	Heat Strip 9 KW						X							
1	8604-100	Heat Strip 6 KW								2	X				
1	8604-101	Heat Strip 9 KW									X				
1	8604-116	Heat Strip 10 KW												X	
1	8604-117	Heat Strip 15 KW													X
2	127X210	Heater Control Base	X	X	X	X	X	X	X			X	X	X	X
2	127-321	Heater Control Base								X	X				
3	8402-028	Limit Control			X										
3	8402-065	Limit Control	X	X			X	X	X			X			
3	8402-069	Limit Control				X									
3	8402-070	Limit Control								X	X		X		
3	8402-120	Limit Control												X	X
4	8402-091	Thermal Cutoff	X	2								2			
4	8402-096	Thermal Cutoff			2	3							3		
4	8402-092	Thermal Cutoff					2	2	2						
4	8402-095	Thermal Cutoff								4	4				
4	8402-121	Thermal Cutoff												2	3
5	8615-067	Disconnect Switch								X	X				
5	8615-037	Circuit Breaker 30A				X				X					
5	8615-038	Circuit Breaker 35A	X												
5	8615-040	Circuit Breaker 50A		X											
5	8615-041	Circuit Breaker 60A			X	X								X	X
5	8615-051	Circuit Breaker 25A, 3-Phase					X								
5	8615-052	Circuit Breaker 30A, 3-Phase							X						
5	8615-042	Circuit Breaker 35A, 3-Phase						X							
5	8615-046	Circuit Breaker 60A, 3-Phase											X		
6	8401-006	Heat Contactor	X	X	X	2	X	X	X			X	2		X
6	8401-002	Heat Contactor								2	2			X	
7	8615-047	Jumper Bar				X							X		X
8	8611-006	Ground Terminal				X							X		X
9	8615-049	Jumper Bar Cover				X							X		X
NS	4097-120	Wiring Diagram	X												
NS	4097-140	Wiring Diagram		X	X							X			
NS	4097-150	Wiring Diagram				X									
NS	4097-220	Wiring Diagram					X	X	X						
NS	4097-230	Wiring Diagram											X		
NS	4097-332	Wiring Diagram								X	X				
NS	4097-164	Wiring Diagram												X	
NS	4097-165	Wiring Diagram													X

NS = Not Shown