
REPLACEMENT PARTS MANUAL WALL MOUNT HEATER PACKAGE

NOTICE
Document contains
Sticky Notes – Open with
Acrobat Reader DC
or later.

MODELS:

EHWA05-A05
EHWA05-A20
EHWA05A-F14
EHWH04-A10
EHWH42-A05
EHWA05-B09
EHWH05-B06
EHW05H-B18
EHW70A-B09
EHWA05A-C15

EHWA05-A10
EHWA60-A05
EHWH04-A04
EHWH04-A15
EHWH42-A10
EHWA05-B15
EHWH05-B09
EHW60A-B09
EHW70A-B18
EHWH05A-C09
EHWH42-C09

EHWA05-A15
EHWA05NA05
EHWH04-A05
EHWH04-A20
EHWH42-A15
EHWA60-B09
EHWH05-B15
EHW05A-B18
EHWA05A-C09
EHWH05A-C15

General Notes

- Revised and/or additional pages may be issued from time to time.
- A complete and current manual consists of pages shown in the following contents section.

Contents

Description	Page
Heater Packages / Heat Pump	
♦ Exploded View	2
♦ Usage List	3
Heater Packages / Air Conditioner	
♦ Exploded View	4
♦ Usage List	5

Important

- Contact the installing and/or local Bard distributor for all parts requirements. Make sure you have the complete model and serial number available from the unit rating plates.

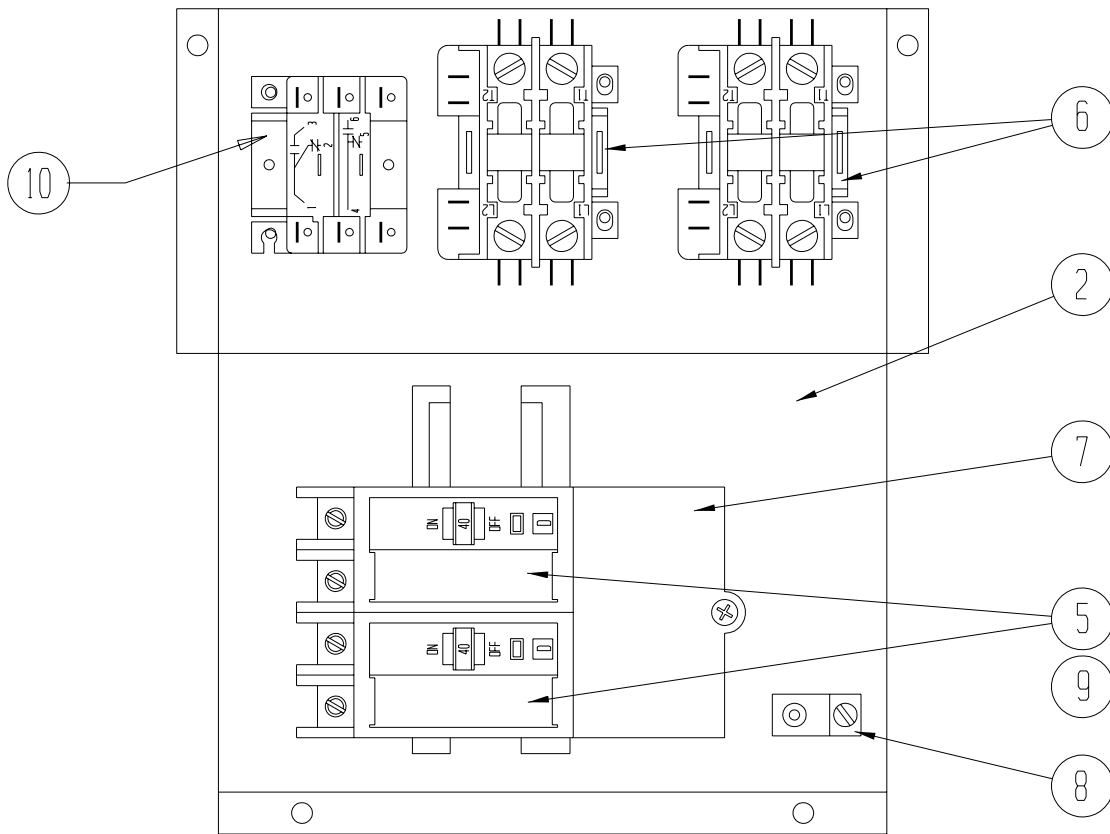
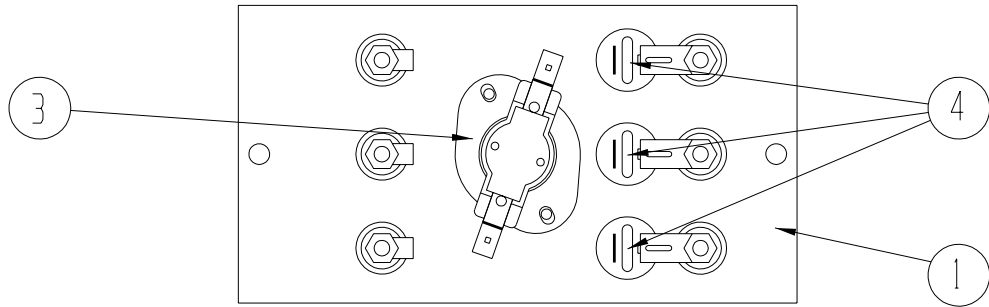


Bard Manufacturing Company, Inc.
Bryan, Ohio 43506
Since 1914 . . . Moving ahead, just as planned

Manual: 2110-622A
Supersedes: 2110-622
File: Tab 18
Date: 03-17-10

CLIMATE CONTROL SOLUTIONS

HEAT PUMP HEATER PACKAGES



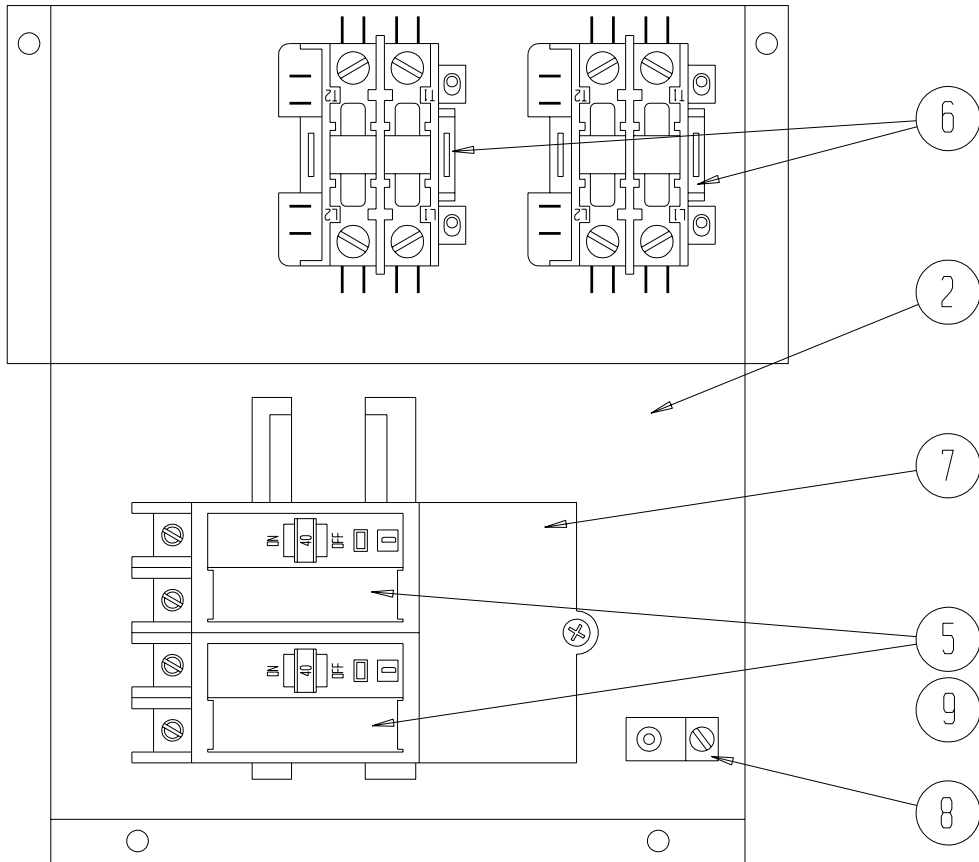
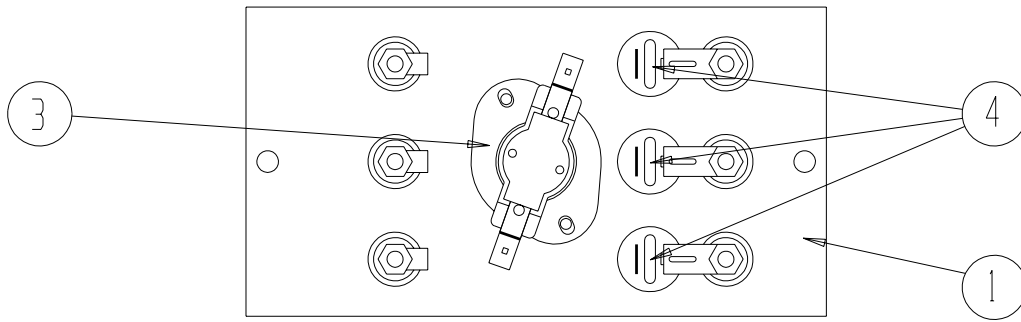
SEXP-165

HEAT PUMP HEATER PACKAGES

Drawing No.	Part No.	Description	EHWH42-A05	EHWH42-A10	EHWH42-A15	EHWH04-A04	EHWH04-A05	EHWH04-A10	EHWH04-A15	EHWH04-A20	EHWH05-B06	EHWH05-B09	EHWH05-B15	EHWH05H-B18	EHWH05A-C09	EHWH05A-C15
1	8604-088	Heat Strip 4 KW			X											
1	8604-089	Heat Strip 5 KW	X		X		X		X							
1	8604-049	Heat Strip 6 KW									X		X			
1	8604-048	Heat Strip 9 KW										X		2		
1	8604-100	Heat Strip 6 KW														X
1	8604-101	Heat Strip 9 KW													X	X
1	8604-091	Heat Strip 10 KW		X	X			X	X	2						
2	127X210	Heater Control Base	X	X	X	X	X	X	X	X	X	X	X	X		
2	127-321	Heater Control Base													X	X
3	8402-075	Limit Control			X				X	X			X	X		
3	8402-074	Limit Control	X	X		X	X	X			X	X			X	X
4	8402-093	Thermal Cutoff	1	2	3	1	1	2	3	4						
4	8402-092	Thermal Cutoff									2	2	4	4		
4	8402-094	Thermal Cutoff													2	4
5	8615-067	Disconnect Switch													X	X
5	8615-037	Circuit Breaker 30A	X				X									
5	8615-040	Circuit Breaker 50A	X	X	X											
5	8615-041	Circuit Breaker 60A		X	X	X	X	2	2	2						
5	8615-043	Circuit Breaker 25A 3 Ph											X			
5	8615-052	Circuit Breaker 30A 3 Ph											X			
5	8615-045	Circuit Breaker 50A 3 Ph									X					
5	8615-046	Circuit Breaker 60A 3 Ph										X		X		
6	8401-006	Heat Contactor 2 Pole	X		X	X	X		X	X	X	X	X	2		
6	8401-002	Heat Contactor 3 Pole		X	X			X	X	X			X		X	2
7	8615-047	Jumper Bar	X	X	X			X	X	X	X					
8	8611-006	Ground Terminal	X	X	X			X	X	X	X					
9	8615-049	Jumper Bar Cover	X	X	X			X	X	X	X					
10	8201-013	Emergency Heat Relay			X				X	X			X	X		X
NS	4097-122	Wiring Diagram	X				X									
NS	4097-142	Wiring Diagram		X				X								
NS	4097-153	Wiring Diagram			X				X							
NS	4097-121	Wiring Diagram				X										
NS	4097-161	Wiring Diagram								X						
NS	4097-221	Wiring Diagram									X	X				
NS	4097-246	Wiring Diagram											X			
NS	4097-231	Wiring Diagram												X		
NS	4097-323	Wiring Diagram													X	
NS	4097-333	Wiring Diagram														X

NS = Not Shown

AIR CONDITIONING HEATER PACKAGES



SEXP-164

AIR CONDITIONING HEATER PACKAGES

Drawing No.	Part No.	Description	EHWA05-A05	EHWA05-A10	EHWA05-A15	EHWA05-A20	EHWA05-B09	EHWA05-B15	EHWA05A-C09	EHWA05A-C15	EHWA60-A05	EHW60A-B09	EHWA60-B09	EHW05A-B18	EHW70A-B09	EHW70A-B18	EHWH42-C09	EHWA05A-F14	EHWA05NA05
1	8604-089	Heat Strip 5 KW	X								X								X
1	8604-091	Heat Strip 10 KW		X	X	2													
1	8604-049	Heat Strip 6 KW						X											
1	8604-048	Heat Strip 9 KW					X	X				X	X	2	X	2			
1	8604-072	Heat Strip 9 KW										X					X		
1	8604-100	Heat Strip 6 KW								X									
1	8604-101	Heat Strip 9 KW							X	X								2	
2	127X210	Heater Control Base	X	X	X	X	X	X			X	X	X	X	X	X			X
2	127-211	Heater Control Base							X	X							X	X	X
3	8402-074	Limit Control	X	X			X		X		X	X	X				X		
3	8402-075	Limit Control			X	X		X		X				X		X		X	
3	8402-065	Limit Control																	X
4	8402-093	Thermal Cutoff	1	2	3	4					1						2		
4	8402-059	Thermal Cutoff																	
4	8402-092	Thermal Cutoff					2	4				2	2	4	2	4			1
4	8402-094	Thermal Cutoff							2	4								4	
5	8615-067	Disconnect Switch							X	X							X	X	
5	8615-037	Circuit Breaker 30A			X														
5	8615-042	Circuit Breaker 35A 3 Ph					X												
5	8615-040	Circuit Breaker 50A	X																X
5	8615-041	Circuit Breaker 60A		X	X	2													
5	8615-043	Circuit Breaker 40A 3 Ph									X			X					
5	8615-046	Circuit Breaker 60A 3 Ph						X								X			
5	8615-044	Circuit Breaker 45A 3 Ph											X						
5	8615-045	Circuit Breaker 50A 3 Ph													X				
6	8401-006	Heat Contactor	X	X	2	2	X	2			X	X	X	2	X	2			X
6	8401-002	Heat Contactor							X	X							X	2	
7	8615-047	Jumper Bar Base			X	X													
8	8611-006	Ground Terminal			X	X													
9	8615-049	Jumper Bar Cover			X	X													
NS	4097-120	Wiring Diagram	X								X								X
NS	4097-140	Wiring Diagram		X															
NS	4097-152	Wiring Diagram			X														
NS	4097-160	Wiring Diagram				X													
NS	4097-220	Wiring Diagram					X					X	X		X				
NS	4097-232	Wiring Diagram						X											
NS	4097-233	Wiring Diagram												X		X			
NS	4097-322	Wiring Diagram							X	X									
NS	4097-321	Wiring Diagram															X		
NS	4097-332	Wiring Diagram																X	

NS = Not Shown