

NOTICE

Document contains
Sticky Notes – Open with
Acrobat Reader DC
or later.

REPLACEMENT PARTS MANUAL WALL MOUNT HEATER PACKAGE

MODELS:

EHWA05-A05
EHWA05-A20
EHWA05A-F14
EHWH04-A10
EHWH42-A05
EHWA05-B09
EHWH05-B06
EHW05H-B18
EHW70A-B09
EHWA05A-C15

EHWA05-A10
EHWA60-A05
EHWH04-A04
EHWH04-A15
EHWH42-A10
EHWA05-B15
EHWH05-B09
EHW60A-B09
EHW70A-B18
EHWH05A-C09
EHWH42-C09

EHWA05-A15
EHWA05NA05
EHWH04-A05
EHWH04-A20
EHWH42-A15
EHWA60-B09
EHWH05-B15
EHW05A-B18
EHWA05A-C09
EHWH05A-C15
EHW05A-B15

General Notes


- Revised and/or additional pages may be issued from time to time.
- A complete and current manual consists of pages shown in the following contents section.

Important

- Contact the installing and/or local Bard distributor for all parts requirements. Make sure you have the complete model and serial number available from the unit rating plates.

Contents

Description	Page
Heater Packages / Heat Pump	
♦ Exploded View	2
♦ Usage List	3
Heater Packages / Air Conditioner	
♦ Exploded View	4
♦ Usage List	5



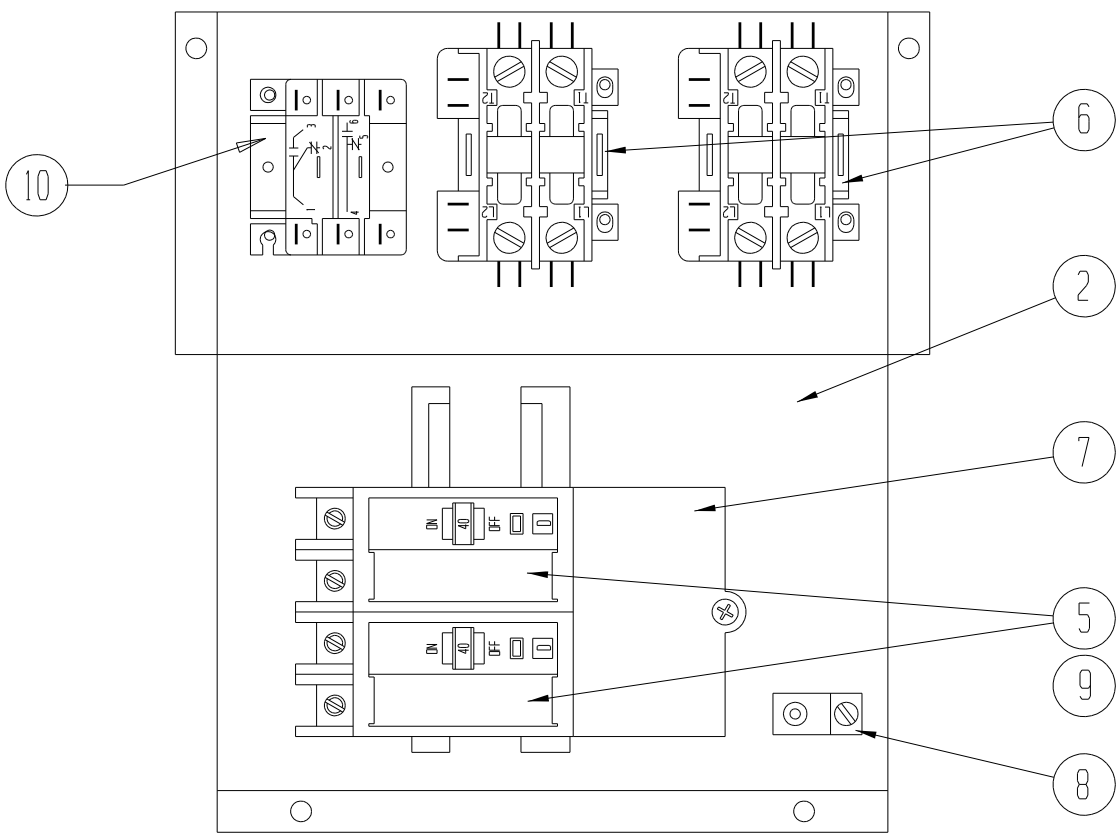
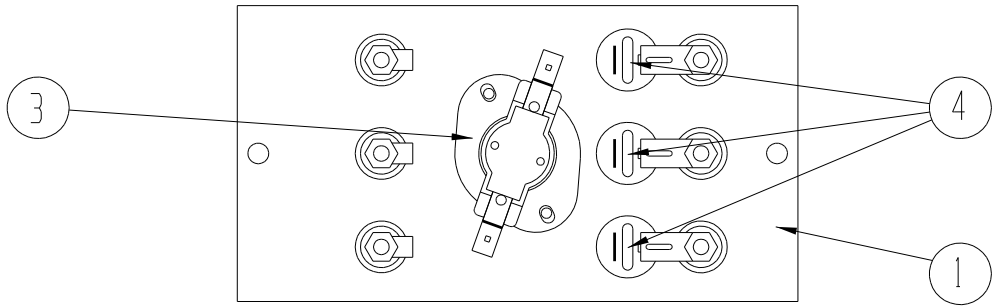
Climate Control Solutions

Bard Manufacturing Company, Inc.
Bryan, Ohio 43506

Since 1914 . . . Moving ahead, just as planned

Manual: 2110-622B
Supersedes: 2110-622A
File: Tab 18
Date: 11-27-12 Rev.

HEAT PUMP HEATER PACKAGES



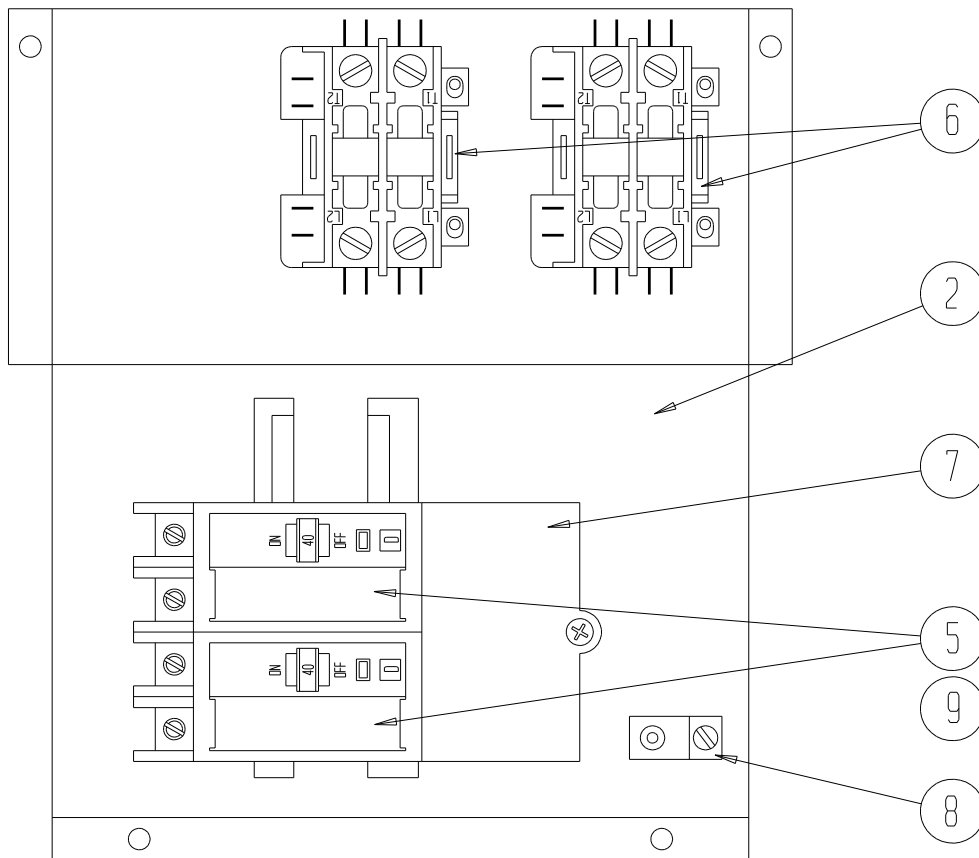
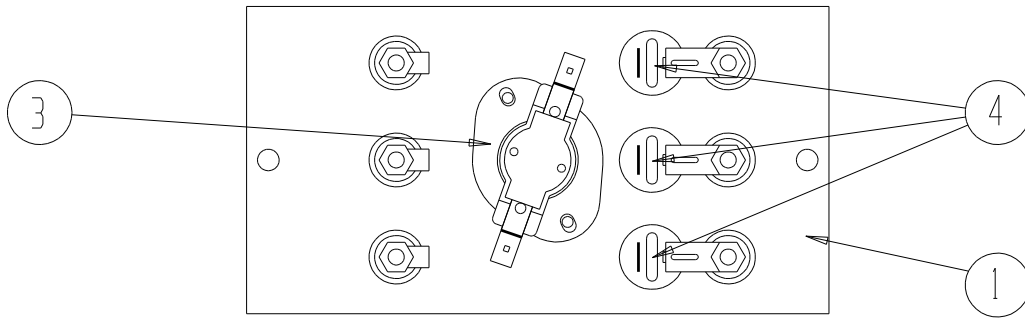
SEXP-165

HEAT PUMP HEATER PACKAGES

Drawing No.	Part No.	Description	EHWH42-A05	EHWH42-A10	EHWH42-A15	EHWH04-A04	EHWH04-A05	EHWH04-A10	EHWH04-A15	EHWH04-A20	EHWH05-B06	EHWH05-B09	EHWH05-B15	EHWH05H-B18	EHWH05A-C09	EHWH05A-C15
1	8604-088	Heat Strip 4 KW				X										
1	8604-089	Heat Strip 5 KW	X		X		X		X							
1	8604-049	Heat Strip 6 KW									X		X			
1	8604-048	Heat Strip 9 KW										X		2		
1	8604-100	Heat Strip 6 KW														X
1	8604-101	Heat Strip 9 KW													X	X
1	8604-091	Heat Strip 10 KW		X	X			X	X	2						
2	127X210	Heater Control Base	X	X	X	X	X	X	X	X	X	X	X	X		
2	127-321	Heater Control Base													X	X
3	8402-075	Limit Control			X				X	X			X	X		X
3	8402-074	Limit Control	X	X		X	X	X			X	X			X	
4	8402-093	Thermal Cutoff	1	2	3	1	1	2	3	4						
4	8402-092	Thermal Cutoff									2	2	4	4		
4	8402-094	Thermal Cutoff													2	4
5	8615-067	Disconnect Switch													X	X
5	8615-037	Circuit Breaker 30A	X				X									
5	8615-040	Circuit Breaker 50A	X	X	X											
5	8615-041	Circuit Breaker 60A		X	X	X	X	2	2	2						
5	8615-043	Circuit Breaker 25A 3 Ph											X			
5	8615-052	Circuit Breaker 30A 3 Ph											X			
5	8615-045	Circuit Breaker 50A 3 Ph									X					
5	8615-046	Circuit Breaker 60A 3 Ph										X		X		
6	8401-006	Heat Contactor 2 Pole	X		X	X	X		X	X	X	X	X	2		
6	8401-002	Heat Contactor 3 Pole		X	X			X	X	X			X		X	2
7	8615-047	Jumper Bar	X	X	X			X	X	X	X					
8	8611-006	Ground Terminal	X	X	X			X	X	X	X					
9	8615-049	Jumper Bar Cover	X	X	X			X	X	X	X					
10	8201-013	Emergency Heat Relay			X				X	X			X	X		X
NS	4097-122	Wiring Diagram	X				X									
NS	4097-142	Wiring Diagram		X				X								
NS	4097-153	Wiring Diagram			X				X							
NS	4097-121	Wiring Diagram				X										
NS	4097-161	Wiring Diagram								X						
NS	4097-221	Wiring Diagram									X	X				
NS	4097-246	Wiring Diagram											X			
NS	4097-231	Wiring Diagram												X		
NS	4097-323	Wiring Diagram													X	
NS	4097-333	Wiring Diagram														X

NS = Not Shown

AIR CONDITIONING HEATER PACKAGES



SEXP-164

AIR CONDITIONING HEATER PACKAGES

Drawing No.	Part No.	Description	EHWA05-A05	EHWA05-A10	EHWA05-A15	EHWA05-A20	EHWA05-B09	EHWA05-B15	EHWA05A-C09	EHWA05A-C15	EHWA60-A05	EHW60A-B09	EHWA60-B09	EHW05A-B18	EHW70A-B09	EHW70A-B18	EHWH42-C09	EHWA05A-F14	EHWA05NA05	EHW05A-B15
1	8604-089	Heat Strip 5 KW	X		X					X									X	
1	8604-091	Heat Strip 10 KW	X	X	X	2														
1	8604-049	Heat Strip 6 KW						X												X
1	8604-048	Heat Strip 9 KW					X	X				X	X	2	X	2				X
1	8604-072	Heat Strip 9 KW															X			
1	8604-100	Heat Strip 6 KW								X										
1	8604-101	Heat Strip 9 KW							X	X								2		
2	127X210	Heater Control Base	X	X	X	X	X	X	X	X	X	X	X	X	X	X	X	X	X	X
2	127-211	Heater Control Base							X	X							X	X		
3	8402-074	Limit Control	X	X			X		X	X	X	X	X		X		X			
3	8402-075	Limit Control			X	X		X		X				X		X		X		X
3	8402-065	Limit Control																	X	
4	8402-093	Thermal Cutoff	1	2	3	4					1									
4	8402-059	Thermal Cutoff															2			
4	8402-092	Thermal Cutoff					2	4				2	2	4	2	4			1	4
4	8402-094	Thermal Cutoff							2	4								4		
5	8615-067	Disconnect Switch							X	X								X	X	
5	8615-037	Circuit Breaker 30A			X															
5	8615-042	Circuit Breaker 35A 3 Ph					X													
5	8615-040	Circuit Breaker 50A	X																X	
5	8615-041	Circuit Breaker 60A		X	X	2														
5	8615-043	Circuit Breaker 40A 3 Ph									X			X						
5	8615-046	Circuit Breaker 60A 3 Ph						X								X				
5	8615-044	Circuit Breaker 45A 3 Ph										X								
5	8615-045	Circuit Breaker 50A 3 Ph													X					X
6	8401-006	Heat Contactor 2 Pole	X	X	2	2	X	2			X	X	X	2	X	2			X	2
6	8401-002	Heat Contactor 3 Pole							X	X							X	2		
7	8615-047	Jumper Bar			X	X														
8	8611-006	Ground Terminal			X	X														
9	8615-049	Jumper Bar Cover			X	X														
NS	4097-120	Wiring Diagram	X								X								X	
NS	4097-140	Wiring Diagram		X																
NS	4097-152	Wiring Diagram			X															
NS	4097-160	Wiring Diagram				X														
NS	4097-220	Wiring Diagram					X					X	X		X					
NS	4097-232	Wiring Diagram						X												X
NS	4097-233	Wiring Diagram												X						
NS	4097-322	Wiring Diagram							X						X					
NS	4097-321	Wiring Diagram															X			
NS	4097-332	Wiring Diagram								X								X		

NS = Not Shown