
REPLACEMENT PARTS MANUAL

WALL MOUNT HEATER PACKAGE

Models:

| | | | |
|-------------|-------------|-------------|-------------|
| EHW4TA-A05 | EHW05A-B18B | EHWA05-A20B | EHWH04-A15B |
| EHW4TA-B18 | EHW05A-C09 | EHWA05-B09B | EHWH04-A20B |
| EHW4TA-C09 | EHW05A-C15 | EHWA05-B15B | EHWH04HA20B |
| EHW4TA-C15 | EHW05H-B18 | EHWA05-B18B | EHWH05-B06B |
| EHW4TA-F14 | EHW60A-B09B | EHWA05A-C09 | EHWH05-B09B |
| EHW5TA-A05 | EHW70A-B09B | EHWA05A-C15 | EHWH05-B15B |
| EHW5TA-B18 | EHW70A-B18B | EHWA05A-F14 | EHWH05A-C09 |
| EHW6TA-B18 | EHW70AHB09 | EHWA05HA20 | EHWH05A-C15 |
| EHW4TH-A10 | EHW70AHB18 | EHWA05HB09 | EHWH05LB09B |
| EHW4TH-B18 | EHW72A-A10B | EHWA05NA05B | EHWH42-A05B |
| EHW4TH-C06 | EHW72A-A15B | EHWA60-A05B | EHWH42-A10B |
| EHW4TH-C09 | EHW72A-A20B | EHWA60-B09 | EHWH42-A15B |
| EHW4TH-C15 | EHWA05-A05B | EHWH04-A04B | EHWH42-C09 |
| EHW5TH-A10 | EHWA05-A10B | EHWH04-A05B | |
| EHW05A-B15B | EHWA05-A15B | EHWH04-A10B | |

NOTICE

Document contains
Sticky Notes – Open with
Acrobat Reader DC
or later.

General Notes

- Revised and/or additional pages may be issued from time to time.
- A complete and current manual consists of pages shown in the following contents section.

Important

- Contact the installing and/or local Bard distributor for all parts requirements. Make sure to have the complete model and serial number available from the unit rating plates.

Contents

| Description | Page |
|---------------------------------|------|
| Heat Pump Heater Packages | |
| ♦ Layout View | 2 |
| ♦ Usage List | 3 |
| Air Conditioner Heater Packages | |
| ♦ Layout View | 4 |
| ♦ Usage List | 5 |

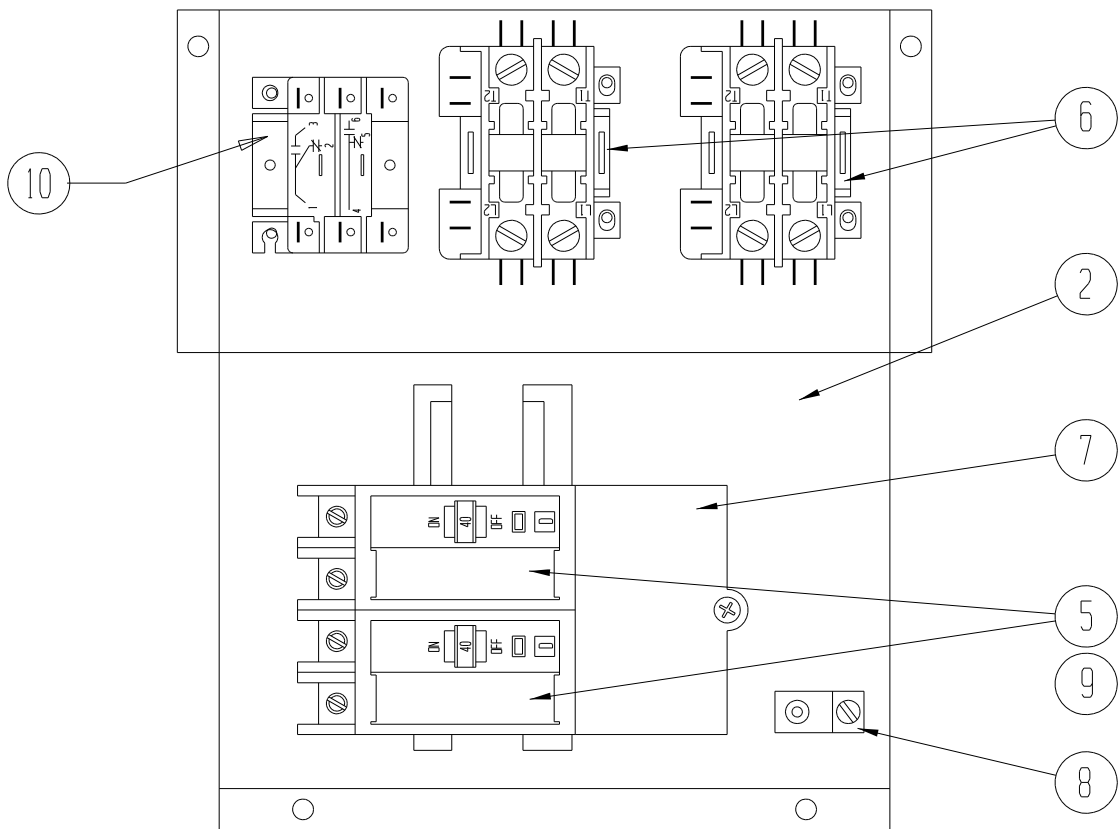
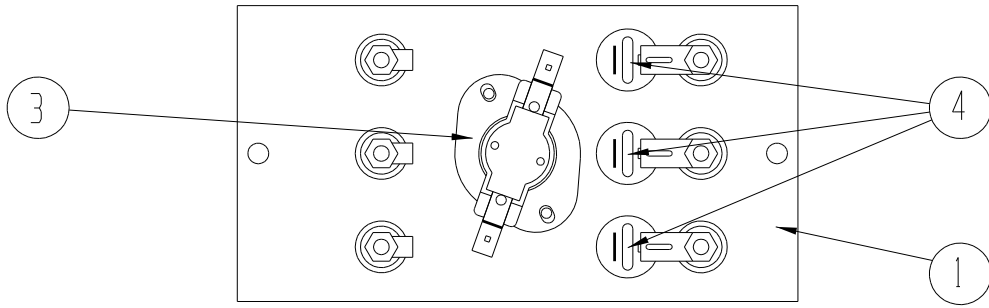


Climate Control Solutions

Bard Manufacturing Company, Inc.
Bryan, Ohio 43506
www.bardhvac.com

Manual: 2110-622E
Supersedes: 2110-622D
Date: 9-17-15

HEAT PUMP HEATER PACKAGES



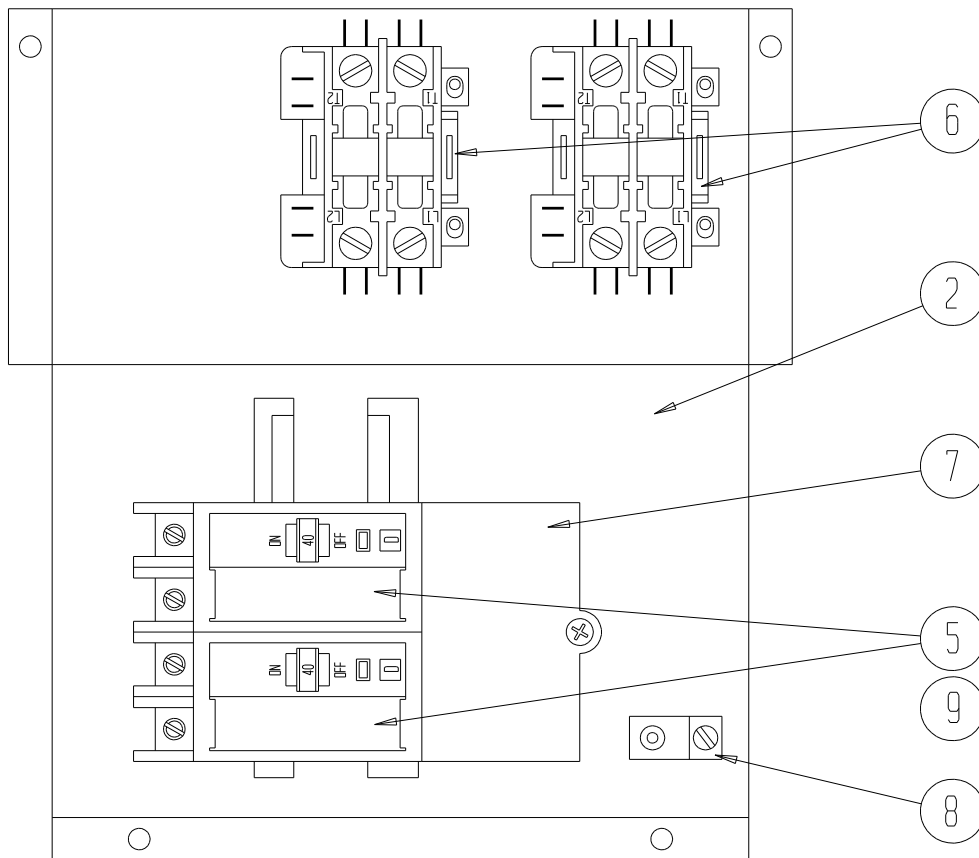
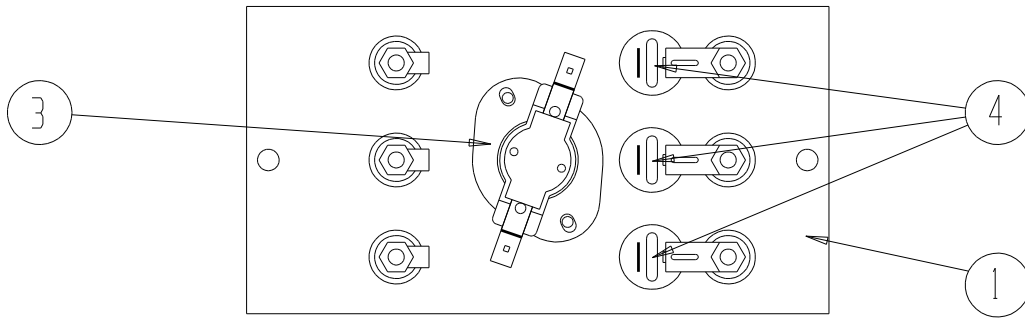
SEXP-165

HEAT PUMP HEATER PACKAGES

| Drawing No. | Part No. | Description | EHW4TH-A10 | EHW4TH-B18 | EHW4TH-C06 | EHW4TH-C09 | EHW4TH-C15 | EHW5TH-A10 | EHWH42-A05B | EHWH42-A10B | EHWH42-A15B | EHWH04-A04B | EHWH04-A05B | EHWH04-A10B | EHWH04-A15B | EHWH04-A20B | EHWH04HA20B | EHWH05-B06B | EHWH05-B09B | EHWH05LB09B | EHWH05-B15B | EHW05H-B18 | EHWH05A-C09 | EHWH05A-C15 | EHW05A-C09 | EHW05A-C15 | EHW70AHB09 |
|-------------|----------|--------------------------|------------|------------|------------|------------|------------|------------|-------------|-------------|-------------|-------------|-------------|-------------|-------------|-------------|-------------|-------------|-------------|-------------|-------------|------------|-------------|-------------|------------|------------|------------|
| 1 | 8604-088 | Heat Strip 4 KW | | | | | | | | | | X | | | | | | | | | | | | | | | |
| 1 | 8604-089 | Heat Strip 5 KW | | | | | | X | | X | | X | | X | | | | | | | | | | | | | |
| 1 | 8604-049 | Heat Strip 6 KW | | | | | | | | | | | | | | | | X | | X | | | | | | | |
| 1 | 8604-048 | Heat Strip 9 KW | | 2 | | | | | | | | | | | | | | | X | | X | | | | | | X |
| 1 | 8604-100 | Heat Strip 6 KW | | | X | | | | | | | | | | | | | | | | | | | X | | X | |
| 1 | 8604-101 | Heat Strip 9 KW | | | | X | X | | | | | | | | | | | | | | | | X | X | X | X | |
| 1 | 8604-091 | Heat Strip 10 KW | X | | | | | X | X | X | X | | | X | X | 2 | 2 | | | | | | X | X | X | X | |
| 2 | 127X210 | Heater Control Base | X | X | | | | X | X | X | X | X | X | X | X | X | X | X | X | X | X | X | X | X | X | X | X |
| 2 | 127-321 | Heater Control Base | | | X | X | X | | | | | | | | | | | | | | | | X | X | X | X | |
| 3 | 8402-075 | Limit Control | | X | | | | | | | X | | | | | | | | | | | X | X | X | X | X | |
| 3 | 8402-074 | Limit Control | X | | | | | X | X | X | | X | X | X | | | | X | X | X | | X | X | X | X | X | |
| 3 | 8402-118 | Limit Control | | | X | X | | | | | | | | | | | | | | | | | | | | | |
| 3 | 8402-141 | Limit Control | | | | | X | | | | | | | | | | | | | | | | | | | | |
| 4 | 8402-093 | Thermal Cutoff | | | | | | | 1 | 2 | 3 | 1 | 1 | 2 | 3 | 4 | 4 | | | | | | | | | | |
| 4 | 8402-092 | Thermal Cutoff | | | | | | | | | | | | | | | | | | | | | | | | | |
| 4 | 8402-094 | Thermal Cutoff | | | | | | | | | | | | | | | | | | | | | | | | | 2 |
| 4 | 8402-096 | Thermal Cutoff | 2 | | | | 2 | | | | | | | | | | | | | | | | | | | | |
| 4 | 8402-091 | Thermal Cutoff | | 4 | | | | | | | | | | | | | | | | | | | | | | | |
| 4 | 8402-128 | Thermal Cutoff | | | 2 | 2 | 4 | | | | | | | | | | | | | | | | | | | | |
| 5 | 8615-067 | Disconnect Switch | | | X | X | X | | | | | | | | | | | | | | | | X | X | | | |
| 5 | 8615-037 | Circuit Breaker 30A | | | | | | X | | | | | X | | | | | | | | | | | | | | |
| 5 | 8615-040 | Circuit Breaker 50A | X | | | | | X | X | X | | | | | | | | | | | | | | | | | |
| 5 | 8615-041 | Circuit Breaker 60A | X | | | | | 2 | X | X | X | X | 2 | 2 | 2 | 2 | | | | | | | | | | | |
| 5 | 8615-043 | Circuit Breaker 25A 3 Ph | | | | | | | | | | | | | | | | | | | X | X | | | | | X |
| 5 | 8615-052 | Circuit Breaker 30A 3 Ph | | | | | | | | | | | | | | | | | | | X | X | | | | | |
| 5 | 8615-045 | Circuit Breaker 50A 3 Ph | | | | | | | | | | | | | | | | X | | | | | | | | | |
| 5 | 8615-046 | Circuit Breaker 60A 3 Ph | | X | | | | | | | | | | | | | | | X | X | | X | | | | | X |
| 5 | 8615-073 | Rotary Disconnect | | | | | | | | | | | | | | | | | | | | | | | X | X | |
| 5 | 8615-071 | Disconnect Handle | | | | | | | | | | | | | | | | | | | | | | X | X | X | |
| 6 | 8401-006 | Heat Contactor 2 Pole | X | 2 | | | | X | X | X | | X | X | X | X | X | X | X | X | X | X | 2 | 2 | X | 2 | X | X |
| 6 | 8401-002 | Heat Contactor 3 Pole | X | | X | X | 2 | X | X | X | X | | | | | | | | | | | | | | | | |
| 6 | 8401-041 | 3 Pole Contactor | | | | | | | | X | | | | | | | | | | | | | | | | | |
| 7 | 8615-047 | Jumper Bar | X | | | | | X | X | X | X | | | X | X | X | X | X | | | | | | | | | |
| 8 | 8611-006 | Ground Terminal | X | | | | | X | X | X | X | | | X | X | X | X | X | | | | | | | | | X |
| 9 | 8615-049 | Jumper Bar Cover | X | | | | | X | X | X | X | | | X | X | X | X | X | | | | | | | | | |
| 10 | 8201-013 | Emergency Heat Relay | | X | | | X | | | | X | | | | X | X | X | | | | X | X | | X | | | |
| NS | 4097-122 | Wiring Diagram | X | | | | | X | | X | | | X | | | | | | | | | | | | | | |
| NS | 4097-142 | Wiring Diagram | | | | | | | | | | | | X | | | | | | | | | | | | | |
| NS | 4097-153 | Wiring Diagram | | | | | | | | | X | | | | | | | | | | | | | | | | |
| NS | 4097-121 | Wiring Diagram | | | | | | | | | | X | | | | | | | | | | | | | | | |
| NS | 4097-161 | Wiring Diagram | | | | | | | | | | | | | | X | X | | | | | | | | | | |
| NS | 4097-221 | Wiring Diagram | | | | | | | | | | | | | | | | X | X | X | | | | | | | |
| NS | 4097-246 | Wiring Diagram | | | | | | | | | | | | | | | | | | | X | | | | | | |
| NS | 4097-231 | Wiring Diagram | | X | | | | | | | | | | | | | | | | | | X | | | | | |
| NS | 4097-323 | Wiring Diagram | | | X | X | | | | | | | | | | | | | | | | | X | | | | |
| NS | 4097-333 | Wiring Diagram | | | | | X | | | | | | | | | | | | | | | | | X | | | |
| NS | 4097-322 | Wiring Diagram | | | | | | | | | | | | | | | | | | | | | | | X | | |
| NS | 4097-332 | Wiring Diagram | | | | | | | | | | | | | | | | | | | | | | | | X | |
| NS | 4097-235 | Wiring Diagram | | | | | | | | | | | | | | | | | | | | | | | | X | X |

NS = Not Shown

AIR CONDITIONER HEATER PACKAGES



SEXP-164

AIR CONDITIONER HEATER PACKAGES

| Drawing No. | Part No. | Description | EHW4TA-A05 | EHW4TA-B18 | EHW4TA-C09 | EHW4TA-C15 | EHW4TA-F14 | EHW5TA-A05 | EHW5TA-B18 | EHW6TA-B18 | EHWA05-A05B | EHWA05-A10B | EHWA05-A15B | EHWA05-A20B | EHWA05-B09B | EHWA05-B15B | EHWA05A-C09 | EHWA05A-C15 | EHWA60-A05B | EHWA60-B09B | EHWA60-B09 | EHW05A-B18B | EHW70A-B09B | EHW70A-B18B | EHW70AHB18 | EHW72A-A10B | EHW72A-A15B | EHW72A-A20B | EHWH42-C09 | EHWA05A-F14 | EHWA05NA05B | EHW05A-B15B | EHW05A-B18B | | | | |
|-------------|-----------|--------------------------|------------|------------|------------|------------|------------|------------|------------|------------|-------------|-------------|-------------|-------------|-------------|-------------|-------------|-------------|-------------|-------------|------------|-------------|-------------|-------------|------------|-------------|-------------|-------------|------------|-------------|-------------|-------------|-------------|---|---|--|--|
| 1 | 8604-089 | Heat Strip 5 KW | X | | | | | X | | | X | X | X | 2 | | | | | X | | | | | | | | X | X | | | | X | | | | | |
| 1 | 8604-091 | Heat Strip 10 KW | | | | | | | | | X | X | | | | | | | | | | | | | | X | X | | | | | | | | | | |
| 1 | 8604-049 | Heat Strip 6 KW | | | | | | | | | | | | | | | | | | | | | | | | | | | | | | | | | | | |
| 1 | 8604-048 | Heat Strip 9 KW | | 2 | | | | | 2 | 2 | | | | | X | X | | | | X | X | 2 | X | 2 | 2 | | | | | | | | | | | | |
| 1 | 8604-072 | Heat Strip 9 KW | | | | | | | | | | | | | | | | | | | | | | | | | | | | | | | | | | | |
| 1 | 8604-100 | Heat Strip 6 KW | | | | X | | | | | | | | | | | | X | | | | | | | | | | | | | | | | | | | |
| 1 | 8604-101 | Heat Strip 9 KW | | | X | X | 2 | | | | | | | | | | X | X | | | | | | | | | | | | 2 | | | | | | | |
| 2 | 127X210 | Heater Control Base | X | X | | | | X | X | X | X | X | X | X | X | X | | | X | X | X | X | X | X | X | X | X | X | X | X | X | X | X | X | X | | |
| 2 | 127-211 | Heater Control Base | | | X | X | X | | | | | | | | | | X | X | | | | | | | | | | | | X | X | | | | | | |
| 3 | 8402-074 | Limit Control | | | X | | | | X | X | | X | X | | X | X | | | X | X | X | X | X | X | X | X | X | X | X | X | X | X | X | X | X | | |
| 3 | 8402-075 | Limit Control | | | | | | | X | X | | X | X | | X | X | | | X | X | X | X | X | X | X | X | X | X | X | X | X | X | X | X | X | | |
| 3 | 8402-065 | Limit Control | | | | | | | | | | | | | | | | | | | | | | | | | | | | | | | | | | | |
| 3 | 8402-118 | Limit Control | X | | X | | | X | | | | | | | | | | | | | | | | | | | | | | | | | | | | | |
| 3 | 8402-141 | Limit Control | | | | X | X | | | | | | | | | | | | | | | | | | | | | | | | | | | | | | |
| 4 | 8402-093 | Thermal Cutoff | 1 | | | | | 1 | | | 1 | 2 | 3 | 4 | | | | | 1 | | | | | | | | 2 | 3 | 4 | | | | | | | | |
| 4 | 8402-059 | Thermal Cutoff | | | | | | | | | | | | | | | | | | | | | | | | | | | | | | | | | | | |
| 4 | 8402-092 | Thermal Cutoff | | | | | | | | | | | | | 2 | 4 | | | | 2 | 2 | | 4 | 2 | 4 | 4 | | | | | | | | | | | |
| 4 | 8402-094 | Thermal Cutoff | | | | | | | | | | | | | | | 2 | | | 2 | 2 | | | | | | | | | | | | | | | | |
| 4 | 8402-091 | Thermal Cutoff | 4 | | | | | 4 | 4 | | | | | | | | | | | | | | | | | | | | | 4 | | | | | | | |
| 4 | 8402-128 | Thermal Cutoff | | 2 | 4 | 4 | | | | | | | | | | | | | | | | | | | | | | | | | | | | | | | |
| 5 | 8615-067 | Disconnect Switch | | | X | X | X | | | | | | | | | | | | | | | | | | | | | | | | | | | | | | |
| 5 | 8615-037 | Circuit Breaker 30A | | | | | | | | | | | X | | | | | | | | | | | | | X | | | | | | | | | | | |
| 5 | 8615-042 | Circuit Breaker 35A 3 Ph | | | | | | | | | | | | | | | | | | | | | | | | | | | | | | | | | | | |
| 5 | 8615-040 | Circuit Breaker 50A | X | | | | | | | | X | | | | | | | | | | | | | | | | | | | | | | | | | | |
| 5 | 8615-041 | Circuit Breaker 60A | | | | | | | | | | X | X | 2 | | | | | | | | | | | | X | 2 | 3 | | | | | | | | | |
| 5 | 8615-043 | Circuit Breaker 40A 3 Ph | | | | | | | X | | | | | | | | | | | | | | | | | | | | | | | | | | | | |
| 5 | 8615-046 | Circuit Breaker 60A 3 Ph | X | | | | | | X | | | | | | | | | | | | | X | | | | | | | | | | | | | | | |
| 5 | 8615-044 | Circuit Breaker 45A 3 Ph | | | | | | | | | | | | | | | | | | | | | | | | | | | | | | | | | | | |
| 5 | 8615-045 | Circuit Breaker 50A 3 Ph | | | | | | | | | | | | | | | | | | | | | | | | | | | | | | | | | | | |
| 6 | 8401-006 | Heat Contactor 2 Pole | X | | | | | X | | | X | | 2 | | | | | | | | | | | | | | 2 | X | | | | | | | | | |
| 6 | 8401-002 | Heat Contactor 3 Pole | | 2 | X | X | 2 | | 2 | | | | | | | | | | | | | | | | | | | | | | | | | | | | |
| 6 | 8401-025 | Heat Contactor | | | | | | | | | | X | X | 2 | X | 2 | X | X | X | X | X | | | | | | | | | | | | | | | | |
| 7 | 8615-047 | Jumper Bar | | | | | | | | | | | X | X | | | | | | | | | | | | | X | X | | | | | | | | | |
| 7 | 8615-048 | Jumper Bar | | | | | | | | | | | | | | | | | | | | | | | | | | | | | | | | | | | |
| 8 | 8611-006 | Ground Terminal | | | | | | | | | | | X | X | | | | | | | | | | | | | X | X | X | | | | | | | | |
| 9 | 8615-049 | Jumper Bar Cover | | | | | | | | | | | X | X | | | | | | | | | | | | | X | X | | | | | | | | | |
| 9 | 8615-050 | Jumper Bar Cover | | | | | | | | | | | | | | | | | | | | | | | | | | | | X | | | | | | | |
| NS | 4097-120 | Wiring Diagram | X | | | | | X | | | X | | | | | | | | X | | | | | | | | | | | | | | | | | | |
| NS | 4097-140 | Wiring Diagram | | | | | | | | | | X | | | | | | | | | | | | | | | | | | | | | | | | | |
| NS | 4097-152 | Wiring Diagram | | | | | | | | | | X | | | | | | | | | | | | | | | | | | | | | | | | | |
| NS | 4097-160 | Wiring Diagram | | | | | | | | | | | | X | | | | | | | | | | | | | | | | | | | | | | | |
| NS | 4097-220 | Wiring Diagram | | | | | | | | | | | | | X | | | | | | | X | X | | | | | | | | | | | | | | |
| NS | 4097-232 | Wiring Diagram | | X | | | | | | | | | | | | | | | | | | | | | | | | | | | | | | | | | |
| NS | 4097-233 | Wiring Diagram | | | | | | X | X | | | | | | | | | | | | | | | | | | | | | | | | | | | | |
| NS | 4097-322 | Wiring Diagram | | | X | | | | | | | | | | | | | | | | | | | | | | | | | | | | | | | | |
| NS | 4097-321 | Wiring Diagram | | | | | | | | | | | | | | | | | | | | | | | | | | | | | | | | | | | |
| NS | 4097-332 | Wiring Diagram | | | | X | X | | | | | | | | | | | | | | | | | | | | | | | | | | | | | | |
| NS | 4097-1001 | Wiring Diagram | | | | | | | | | | | | | | | | X | | | | | | | | | | | | | | | | | | | |
| NS | 4097-1002 | Wiring Diagram | | | | | | | | | | | | | | | | | | | | | | | | | X | | | | | | | | | | |
| NS | 4097-1003 | Wiring Diagram | | | | | | | | | | | | | | | | | | | | | | | | | | | X | | | | | | | | |

NS = Not Shown