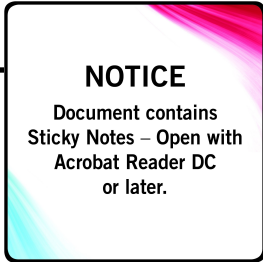


REPLACEMENT PARTS MANUAL



WALL MOUNT HEATER PACKAGE

Models:

EHW4TA-A05	EHW4TH-A05	EHW60A-B09B	EHWA05-B18B	EHWH04HA20B
EHW4TA-B03	EHW4TH-A10	EHW70A-B09B	EHWA05A-C09	EHWH05-B06B
EHW4TA-B05	EHW4TH-A15	EHW70A-B18B	EHWA05A-C15	EHWH05-B09B
EHW4TA-B06	EHW4TH-B18	EHW70AHB09	EHWA05A-F14	EHWH05-B15B
EHW4TA-B18	EHW4TH-C06	EHW70AHB18	EHWA05HA20	EHWH05A-C09
EHW4TA-C09	EHW4TH-C09	EHW72A-A10B	EHWA05HB09	EHWH05A-C15
EHW4TA-C15	EHW4TH-C15	EHW72A-A15B	EHWA05NA05B	EHWH05LB09B
EHW4TA-F14	EHW5TH-A10	EHW72A-A20B	EHWA60-A05B	EHWH42-A05B
EHW5TA-A05	EHW05A-B15B	EHWA05-A05B	EHWA60-B09	EHWH42-A10B
EHW5TA-B18	EHW05A-B18B	EHWA05-A10B	EHWH04-A04B	EHWH42-A15B
EHW6TA-B03	EHW05A-C09	EHWA05-A15B	EHWH04-A05B	EHWH42-C09
EHW6TA-B05	EHW05A-C15	EHWA05-A20B	EHWH04-A10B	
EHW6TA-B06	EHW05H-B18	EHWA05-B09B	EHWH04-A15B	
EHW6TA-B18	EHW05H-B18B	EHWA05-B15B	EHWH04-A20B	

General Notes

- Revised and/or additional pages may be issued from time to time.
- A complete and current manual consists of pages shown in the following contents section.

Important

- Contact the installing and/or local Bard distributor for all parts requirements. Make sure to have the complete model and serial number available from the unit rating plates.

Contents

Description	Page
Heat Pump Heater Packages	
♦ Layout View	2
♦ Usage List	3
Air Conditioner Heater Packages	
♦ Layout View	4
♦ Usage List	5

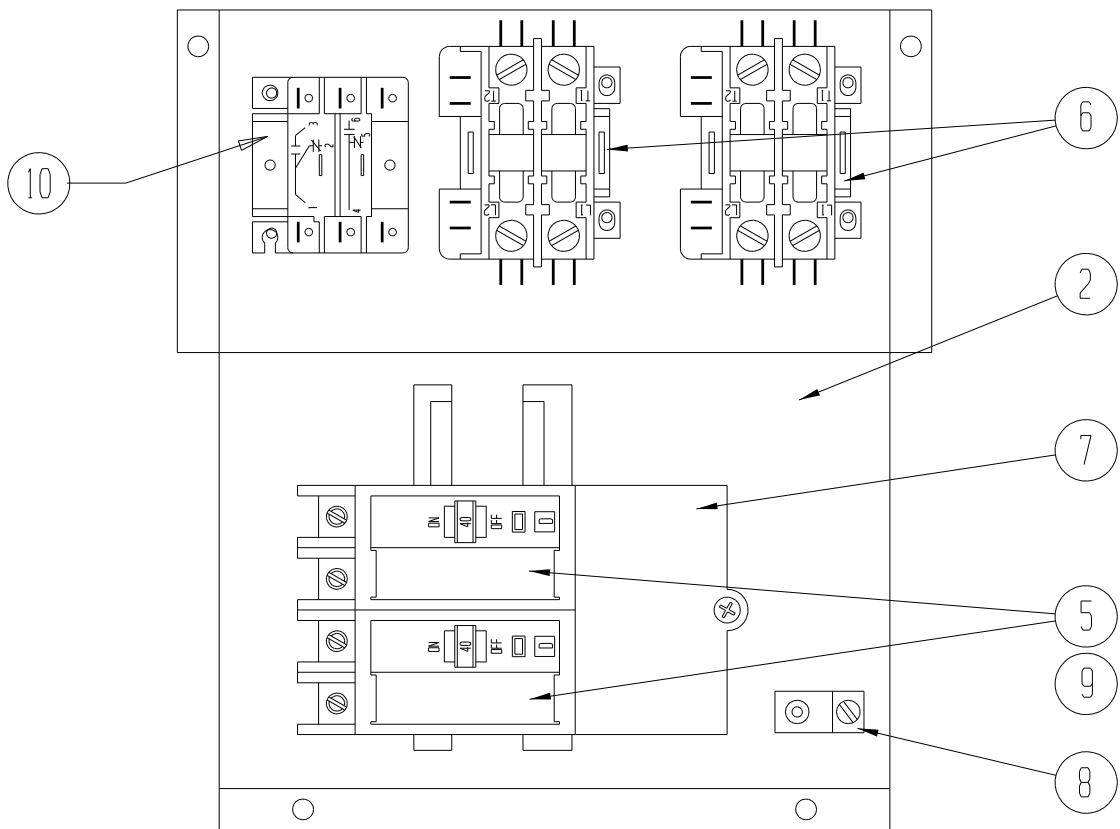
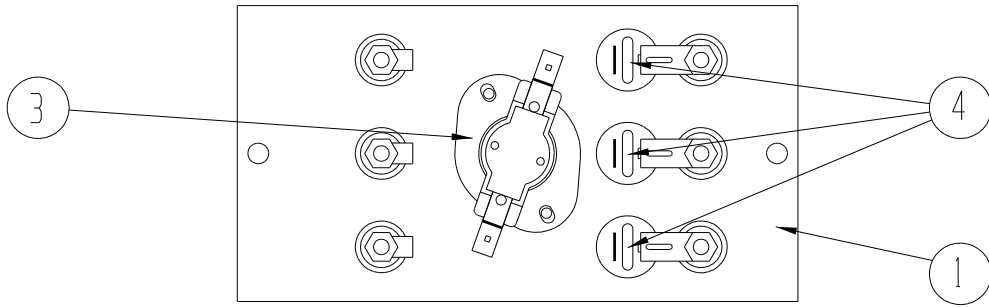


Climate Control Solutions

Bard Manufacturing Company, Inc.
 Bryan, Ohio 43506
 www.bardhvac.com

Manual: 2110-622H
 Supersedes: 2110-622G
 Date: 10-11-17

HEAT PUMP HEATER PACKAGES



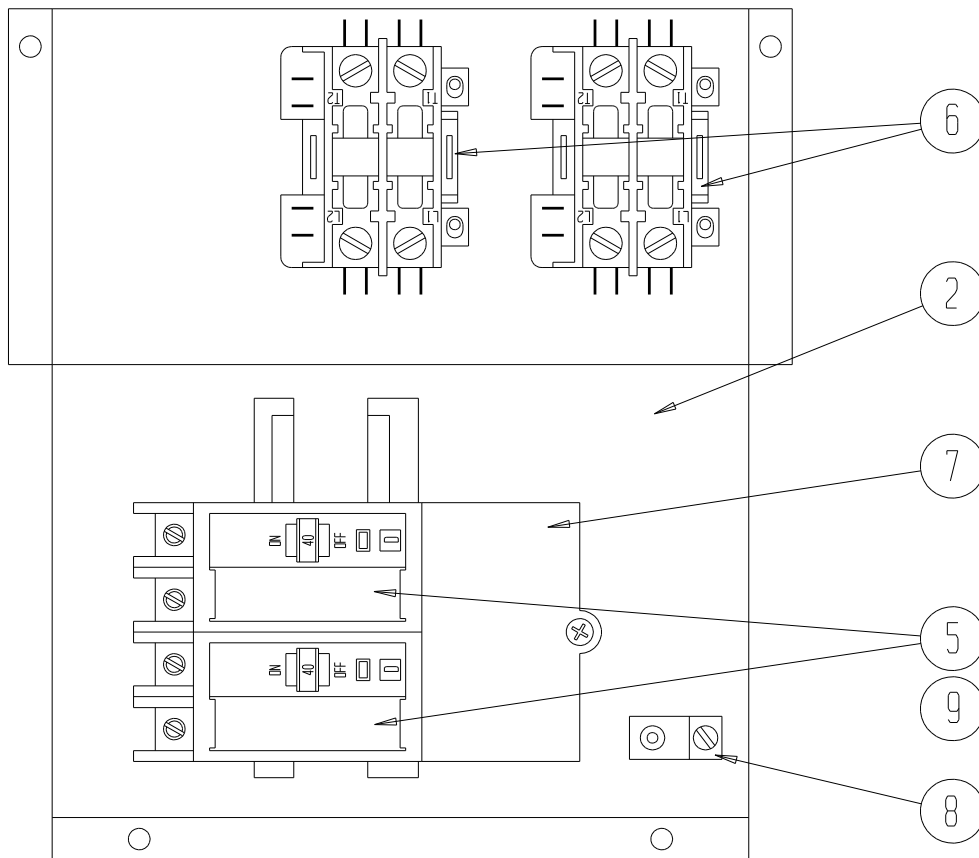
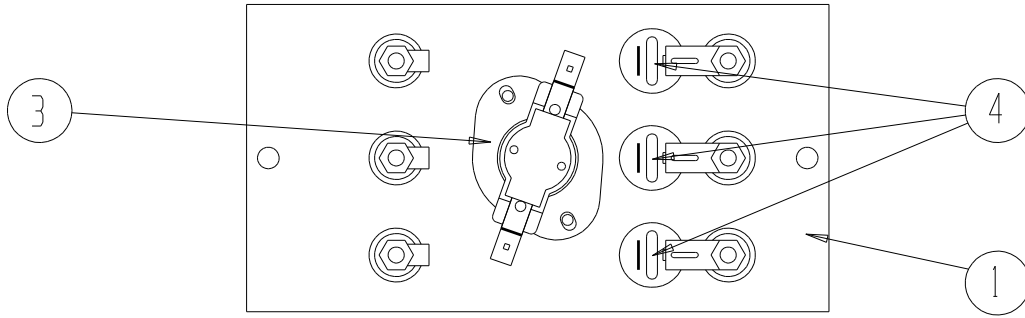
SEXP-165

HEAT PUMP HEATER PACKAGES

Dwg No.	Part No.	Description																												
			EHW4TH-A05	EHW4TH-A10	EHW4TH-A15	EHW4TH-B18	EHW4TH-C06	EHW4TH-C09	EHW4TH-C15	EHW5TH-A10	EHWH42-A05B	EHWH42-A10B	EHWH42-A15B	EHWH04-A04B	EHWH04-A05B	EHWH04-A10B	EHWH04-A15B	EHWH04-A20B	EHWH04HA20B	EHWH05-B06B	EHWH05-B09B	EHWH05LB09B	EHWH05-B15B	EHW05H-B18	EHW05H-B18B	EHWH05A-C09	EHWH05A-C15	EHW05A-C09	EHW05A-C15	EHW70AHB09
1	8604-088	Heat Strip 4 KW														X														
1	8604-089	Heat Strip 5 KW	X		X						X		X		X															
1	8604-049	Heat Strip 6 KW																			X									
1	8604-048	Heat Strip 9 KW				2															X	X		X						
1	8604-100	Heat Strip 6 KW					X				X										X					2			X	
1	8604-101	Heat Strip 9 KW						X			X										X						X		X	
1	8604-091	Heat Strip 10 KW		X	X					X		X	X		X	X	2	2								X	X	X	X	
2	127X210	Heater Control Base	X	X	X	X				X	X	X	X	X	X	X	X	X	X	X	X	X	X	X	X	X				
2	127-321	Heater Control Base					X	X	X	X																	X	X	X	X
3	8402-075	Limit Control			X	X																								
3	8402-074	Limit Control	X	X						X	X	X		X	X	X					X	X	X		X	X	X	X	X	
3	8402-118	Limit Control					X	X																				X		
3	8402-141	Limit Control								X																		X	X	
4	8402-093	Thermal Cutoff	1																											
4	8402-092	Thermal Cutoff									1	2	3	1	1	2	3	4	4											
4	8402-094	Thermal Cutoff																			2	2	2	4	4	4				
4	8402-096	Thermal Cutoff		2	3						2																			
4	8402-091	Thermal Cutoff																										2		
4	8402-128	Thermal Cutoff					2	2	4																				2	
5	8615-039	Circuit Breaker 45A	X		X					X	X	X																		
5	8615-067	Disconnect Switch					X	X	X																		X	X		
5	8615-037	Circuit Breaker 30A									X				X															
5	8615-040	Circuit Breaker 50A			X						X	X	X																	
5	8615-041	Circuit Breaker 60A		X	X																									
5	8615-043	Circuit Breaker 25A 3 Ph									2												X	X		X	X			X
5	8615-052	Circuit Breaker 30A 3 Ph																					X	X		X	X			
5	8615-045	Circuit Breaker 50A 3 Ph																					X							
5	8615-046	Circuit Breaker 60A 3 Ph					X																X	X		X				X
5	8615-073	Rotary Disconnect																												X
5	8615-071	Disconnect Handle																									X	X	X	
6	8401-006	Heat Contactor 2 Pole	X	X		2				X	X	X		X	X	X										2				X
6	8401-002	Heat Contactor 3 Pole		X	X		X	X	2	X	X	X		X	X	X	X	X	X	X	X	X	X	2		X	X	2	X	X
6	8401-041	3 Pole Contactor			X							X																		
6	8401-040	Heat Contactor 3 Pole			X																					X				
7	8615-047	Jumper Bar		X	X					X	X	X	X			X	X	X	X	X	X									
8	8611-006	Ground Terminal		X	X					X	X	X	X		X	X	X	X	X	X										X
9	8615-049	Jumper Bar Cover		X	X					X	X	X	X		X	X	X	X	X											
10	8201-013	Emergency Heat Relay			X	X			X				X			X	X	X					X	X	X		X			
NS	4097-122	Wiring Diagram									X			X																
NS	4097-142	Wiring Diagram		X						X		X			X															
NS	4097-153	Wiring Diagram		X								X																		
NS	4097-121	Wiring Diagram										X																		
NS	4097-161	Wiring Diagram															X	X												
NS	4097-221	Wiring Diagram																		X	X	X								
NS	4097-246	Wiring Diagram																					X							
NS	4097-231	Wiring Diagram				X																	X	X						
NS	4097-323	Wiring Diagram					X	X		X															X		X			
NS	4097-333	Wiring Diagram							X																	X		X		
NS	4097-322	Wiring Diagram																								X				
NS	4097-332	Wiring Diagram																								X		X		
NS	4097-332	Wiring Diagram																									X	X		
NS	4097-235	Wiring Diagram																									X	X	X	X

NS = Not Shown

AIR CONDITIONER HEATER PACKAGES



SEXP-164

