
REPLACEMENT PARTS MANUAL

Wall Mount Heater Package

Models:

EHW4TA-A05	EHW4TH-A05	EHW60A-B09B	EHWA05HA20B	EHWH42-A05B
EHW4TA-B03	EHW4TH-A10	EHW70A-B09B	EHWA05HB09B	EHWH42-A10B
EHW4TA-B05	EHW4TH-A15	EHW70AHB09B	EHWA60-A05B	EHWH42-A15B
EHW4TA-B06	EHW4TH-B18	EHW70AHB18B	EHWH04-A04B	EHWH42-C06
EHW4TA-B18	EHW4TH-C06	EHW72A-A10B	EHWH04-A05B	
EHW4TA-C09	EHW4TH-C09	EHW72A-A15B	EHWH04-A10B	
EHW4TA-C15	EHW4TH-C15	EHW72A-A20B	EHWH04-A15B	
EHW4TA-F14	EHW5TH-A10	EHWA05-A05B	EHWH04-A20B	
EHW5TA-A05	EHW05A-B15B	EHWA05-A10B	EHWH05-B06B	
EHW5TA-B18	EHW05A-B18B	EHWA05-A15B	EHWH05-B09B	
EHW6TA-B03	EHW05A-C09	EHWA05-A20B	EHWH05-B15B	
EHW6TA-B05	EHW05A-C15	EHWA05-B09B	EHWH05A-C09	
EHW6TA-B06	EHW05H-B18	EHWA05-B15B	EHWH05A-C15	
EHW6TA-B18	EHW05H-B18B	EHWA05-B18B	EHWH05LB09B	

General Notes

- Revised and/or additional pages may be issued from time to time.
- A complete and current manual consists of pages shown in the following contents section.

Important

- Contact the installing and/or local Bard distributor for all parts requirements. Make sure to have the complete model and serial number available from the unit rating plates.

Contents

Description	Page
Heat Pump Heater Packages	
♦ Layout View	2
♦ Usage List	3
Air Conditioner Heater Packages	
♦ Layout View	4
♦ Usage List	5

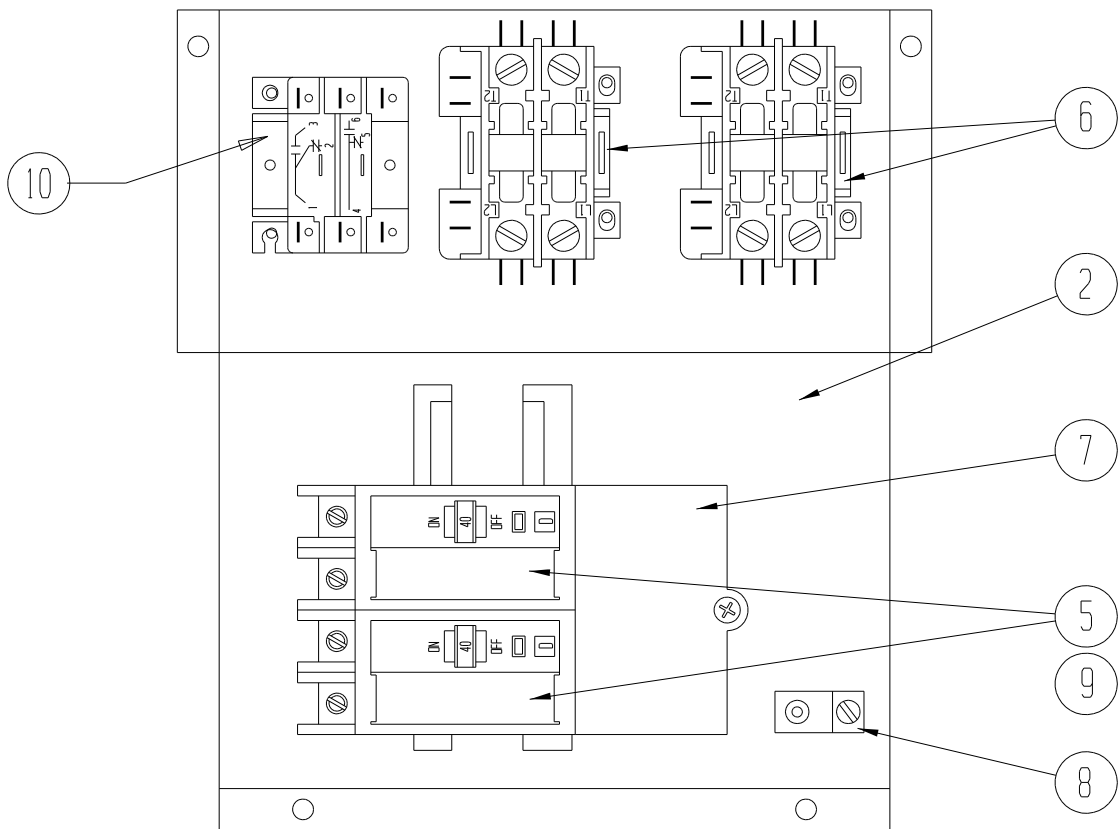
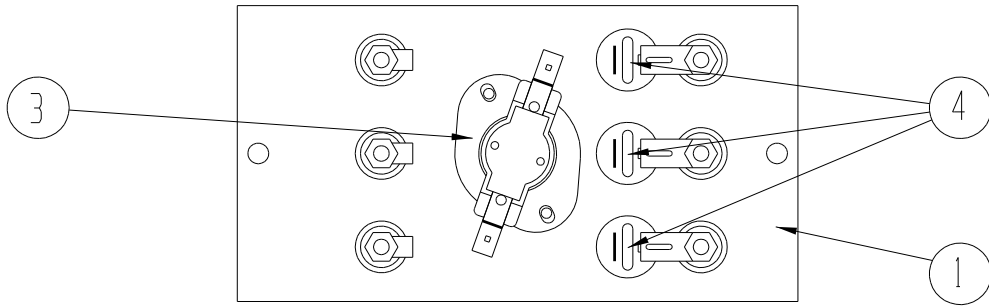


Climate Control Solutions

Bard Manufacturing Company, Inc.
Bryan, Ohio 43506
www.bardhvac.com

Manual: 2110-622L
Supersedes: 2110-622K
Date: 3-23-21

HEAT PUMP HEATER PACKAGES



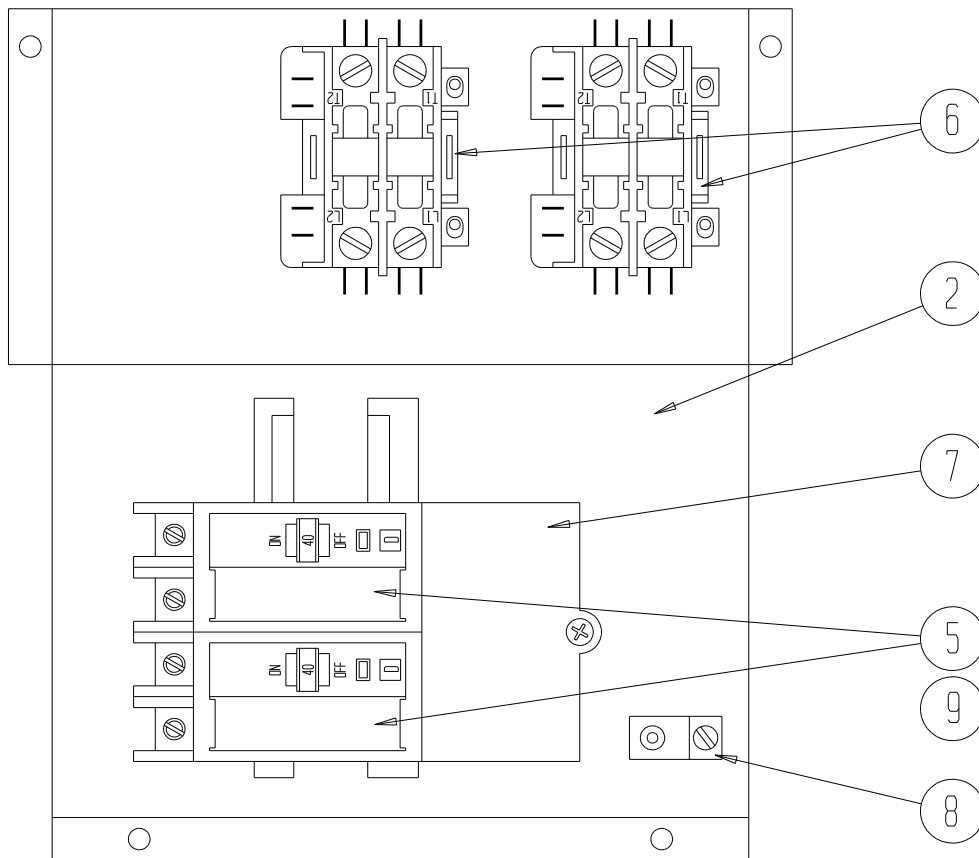
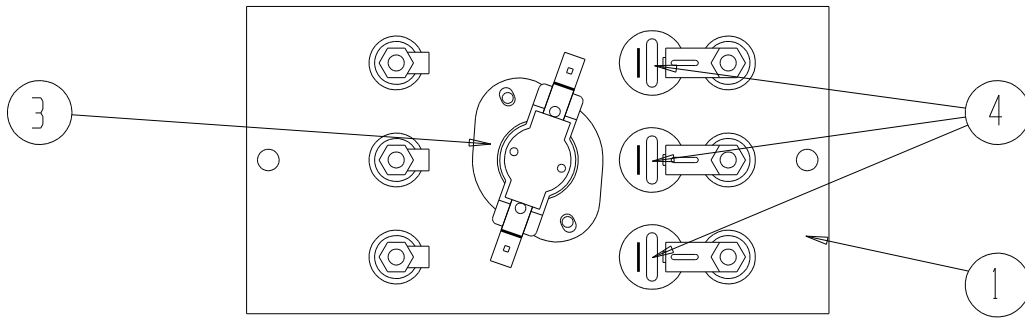
SEXP-165

HEAT PUMP HEATER PACKAGES

Dwg No.	Part No.	Description	EHW4TH-A05	EHW4TH-A10	EHW4TH-A15	EHW4TH-B18	EHW4TH-C06	EHW4TH-C09	EHW4TH-C15	EHW5TH-A10	EHWH42-A05B	EHWH42-A10B	EHWH42-A15B	EHWH04-A04B	EHWH04-A05B	EHWH04-A10B	EHWH04-A15B	EHWH04-A20B	EHWH05-B06B	EHWH05-B09B	EHWH05LB09B	EHWH05-B15B	EHW05H-B18	EHW05H-B18B	EHWH05A-C09	EHWH05A-C15	EHW05A-C09	EHW05A-C15	EHW70AHB09B	EHWH42-C06	EHWA05HA20B
1	8604-088	Heat Strip 4 KW												X																	
1	8604-089	Heat Strip 5 KW	X	X							X		X		X																
1	8604-049	Heat Strip 6 KW																	X												
1	8604-048	Heat Strip 9 KW				2														X	X									X	
1	8604-100	Heat Strip 6 KW					X		X														2	2			X	X		X	
1	8604-101	Heat Strip 9 KW						X	X																	X	X	X	X		X
1	8604-091	Heat Strip 10 KW		X	X					X	X	X	X		X	X	2									X	X	X			2
2	127X210	Heater Control Base	X	X	X	X				X	X	X	X	X	X	X	X	X	X	X	X	X	X	X	X				X	X	
2	127-321	Heater Control Base					X	X	X																	X	X			X	
2	127-604	Heater Control Base																								X	X			X	
3	8402-075	Limit Control	X	X	X	X					X	X	X		X	X								X	X	X	X	X	X	X	
3	8402-074	Limit Control	X	X							X	X	X		X	X								X	X	X	X	X	X	X	
3	8402-118	Limit Control					X	X												X	X	X		X	X	X	X	X	X	X	
3	8402-141	Limit Control							X															X	X	X	X	X	X	X	
4	8402-093	Thermal Cutoff	1								1	2	3	1	1	2	3	4												4	
4	8402-092	Thermal Cutoff																													
4	8402-094	Thermal Cutoff																													
4	8402-096	Thermal Cutoff		2	3					2																					
4	8402-091	Thermal Cutoff				4																									
4	8402-128	Thermal Cutoff					2	2	4																						
5	8615-039	Circuit Breaker 45A		X	X																										
5	8615-095	Disconnect Switch					X	X	X																	X	X			X	
5	8615-037	Circuit Breaker 30A									X	X	X		X																
5	8615-040	Circuit Breaker 50A									X	X	X		X																
5	8615-041	Circuit Breaker 60A	X	X	X					2		X	X	X	X	2	2	2												3	
5	8615-043	Circuit Breaker 25A 3 Ph				X																	X	X	X				X		
5	8615-052	Circuit Breaker 30A 3 Ph				X																	X	X	X						
5	8615-045	Circuit Breaker 50A 3 Ph																		X											
5	8615-046	Circuit Breaker 60A 3 Ph																		X									X		
5	8615-101	Rotary Disconnect																								X	X				
6	8401-006	Heat Contactor 2 Pole	X	X		2				X	X	X	X	X	X	X	X	X	X	X	X	X	2						X	X	
6	8401-002	Heat Contactor 3 Pole	X	X	X		X	X	2	X	X	X	X	X	X	X	X	X	X	X	X	X									
6	8401-041	3 Pole Contactor			X								X																		
6	8401-040	Heat Contactor 3 Pole																													
6	8401-025	Heat Contactor																												X	
7	8615-047	Jumper Bar		X	X					X	X	X	X		X	X	X	X													
8	8611-006	Ground Terminal		X	X					X	X	X	X		X	X	X	X											X		
9	8615-049	Jumper Bar Cover		X	X					X	X	X	X		X	X	X	X													
10	8201-013	Emergency Heat Relay			X	X		X				X				X	X						X	X	X	X					
NS	4097-122	Wiring Diagram								X				X																	
NS	4097-142	Wiring Diagram		X						X		X			X																
NS	4097-153	Wiring Diagram			X							X				X															
NS	4097-121	Wiring Diagram	X										X																		
NS	4097-161	Wiring Diagram																	X												
NS	4097-221	Wiring Diagram																	X	X	X										
NS	4097-246	Wiring Diagram																				X									
NS	4097-231	Wiring Diagram				X																	X	X							
NS	4097-323	Wiring Diagram					X	X																		X				X	
NS	4097-333	Wiring Diagram							X																						
NS	4097-322	Wiring Diagram																													
NS	4097-332	Wiring Diagram																									X				
NS	4097-332	Wiring Diagram																									X				
NS	4097-235	Wiring Diagram																										X			
NS	4097-162	Wiring Diagram																												X	

NS = Not Shown

AIR CONDITIONER HEATER PACKAGES



SEXP-164

AIR CONDITIONER HEATER PACKAGES

Dwg. No.	Part No.	Description	EHW4TA-A05	EHW4TA-B03	EHW4TA-B05	EHW4TA-B06	EHW4TA-B18	EHW4TA-C09	EHW4TA-C15	EHW4TA-F14	EHW5TA-A05	EHW5TA-B18	EHW6TA-B03	EHW6TA-B05	EHW6TA-B06	EHW6TA-B18	EHWA05-A05B	EHWA05-A10B	EHWA05-A15B	EHWA05-A20B	EHWA05-B09B	EHWA05-B15B	EHWA60-A05B	EHW60A-B09B	EHW05A-B18B	EHW70A-B09B	EHW70AHB18B	EHW72A-A10B	EHW72A-A15B	EHW72A-A20B	EHW05A-B15B	EHWA05-B18B	EHW05A-B18B	EHWA05HB09B			
1	8604-089	Heat Strip 5 KW	X								X						X																				
1	8604-091	Heat Strip 10 KW															X	X		2																	
1	8604-049	Heat Strip 6 KW				X																															
1	8604-048	Heat Strip 9 KW					2					2																									
1	8604-072	Heat Strip 9 KW																																			
1	8604-100	Heat Strip 6 KW																																			
1	8604-101	Heat Strip 9 KW						X	X	2																											
1	8604-147	Heat Strip 3 KW		X																																	
1	8604-146	Heat Strip 5 KW		X	X																																
2	127X210	Heater Control Base	X	X	X	X	X				X	X	X	X	X	X	X	X	X	X	X	X	X	X	X	X	X	X	X	X	X	X	X	X	X	X	
2	127-211	Heater Control Base	X	X	X	X	X	X	X	X	X	X	X	X	X	X	X	X	X	X	X	X	X	X	X	X	X	X	X	X	X	X	X	X	X	X	X
3	8402-074	Limit Control															X	X																		X	
3	8402-075	Limit Control					X					X						X	X																		
3	8402-065	Limit Control																																			
3	8402-118	Limit Control	X					X			X																										
3	8402-141	Limit Control							X	X																											
3	8402-028	Limit Control	X	X	X																																
4	8402-093	Thermal Cutoff	1								1						1	2	3	4																	
4	8402-059	Thermal Cutoff																																			
4	8402-092	Thermal Cutoff		1	1	1						1	1	1																							
4	8402-094	Thermal Cutoff																																			
4	8402-091	Thermal Cutoff					4				4																										
4	8402-128	Thermal Cutoff						2	4	4																											
5	8615-095	Disconnect Switch						X	X	X																											
5	8615-037	Circuit Breaker 30A																	X																		
5	8615-042	Circuit Breaker 35A 3 Ph		X	X	X																															
5	8615-040	Circuit Breaker 50A	X														X																				
5	8615-041	Circuit Breaker 60A									X							X	X	2																	
5	8615-043	Circuit Breaker 40A 3 Ph										X																									
5	8615-046	Circuit Breaker 60A 3 Ph					X																														
5	8615-044	Circuit Breaker 45A 3 Ph																																			
5	8615-045	Circuit Breaker 50A 3 Ph											X	X	X																						
6	8401-006	Heat Contactor 2 Pole	X								X																										
6	8401-002	Heat Contactor 3 Pole	X	X	X																																
6	8401-025	Heat Contactor				2	X	X	2		2	X	X	X	2																						
7	8615-047	Jumper Bar																																			
7	8615-048	Jumper Bar																																			
8	8611-006	Ground Terminal																																			
9	8615-049	Jumper Bar Cover																																			
9	8615-050	Jumper Bar Cover																																			
NS	4097-120	Wiring Diagram	X								X																										
NS	4097-140	Wiring Diagram																	X																		
NS	4097-152	Wiring Diagram																																			
NS	4097-160	Wiring Diagram																																			
NS	4097-220	Wiring Diagram		X	X	X																															
NS	4097-232	Wiring Diagram					X																														
NS	4097-233	Wiring Diagram										X																									
NS	4097-322	Wiring Diagram																																			
NS	4097-321	Wiring Diagram																																			
NS	4097-332	Wiring Diagram																																			
NS	4097-1001	Wiring Diagram																																			
NS	4097-1002	Wiring Diagram																																			
NS	4097-1003	Wiring Diagram																																			
NS	4097-235	Wiring Diagram																																			

NS – Not Shown