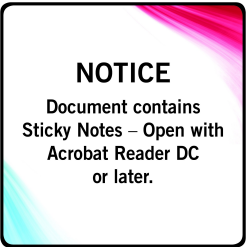


# REPLACEMENT PARTS MANUAL WALL MOUNT HEATER PACKAGE



## MODELS:

EHWA05-A05  
EHWA05-A15  
EHWA05A-C09  
EHWA60-A05  
EHWH42-A05  
EHWH05-B06  
EHWH05A-C09  
EHW05H-B18  
EHWH04-A10

EHWA05-B09  
EHWA05-A20  
EHWA05A-C15  
EHWA60-B09  
EHWH42-A10  
EHWH05-B09  
EHWH05A-C15  
EHWH04-A04  
EHWH04-A15

EHWA05-A10  
EHWA05-B15  
EHW60A-B09  
EHW05A-B18  
EHWH42-A15  
EHWH05-B15  
EHWH04-A20  
EHWH04-A05

## General Notes

- Revised and/or additional pages may be issued from time to time.
- A complete and current manual consists of pages shown in the following contents section.

## Contents

Description	Page
Heater Packages / Heat Pump	
♦ Exploded View .....	2
♦ Usage List .....	3
Heater Packages / Air Conditioner	
♦ Exploded View .....	4
♦ Usage List .....	5

## Important

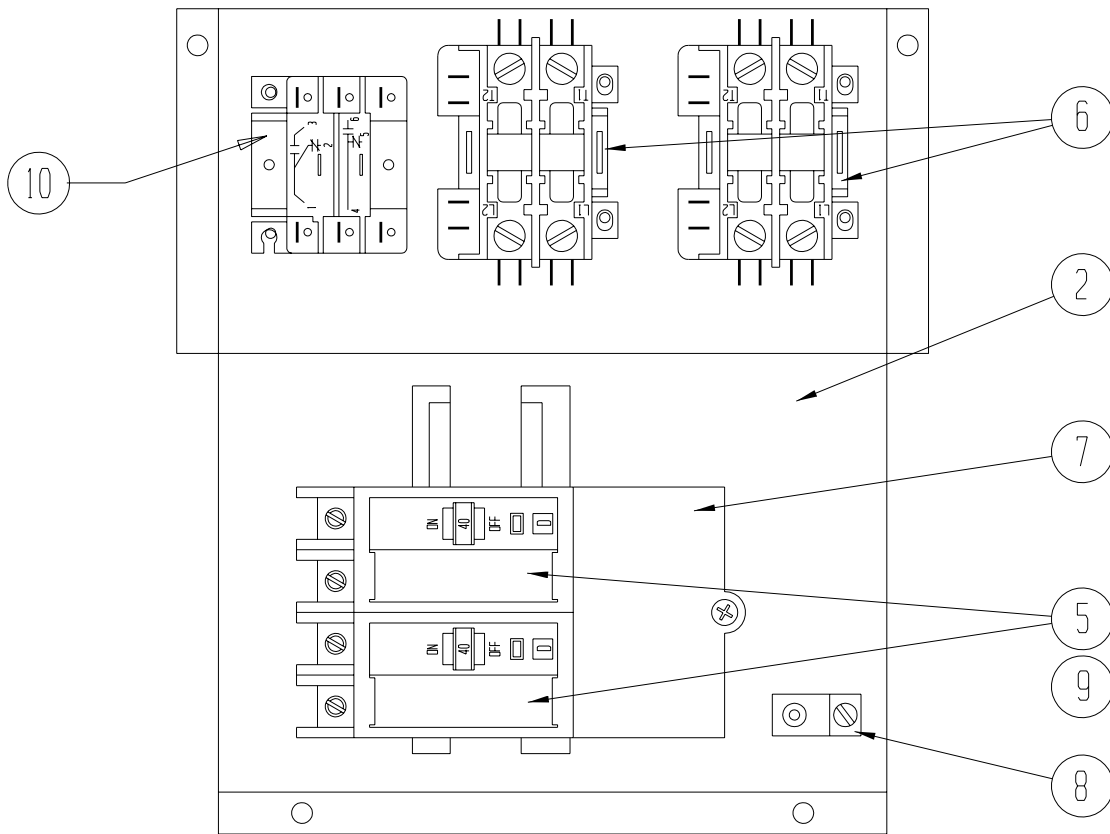
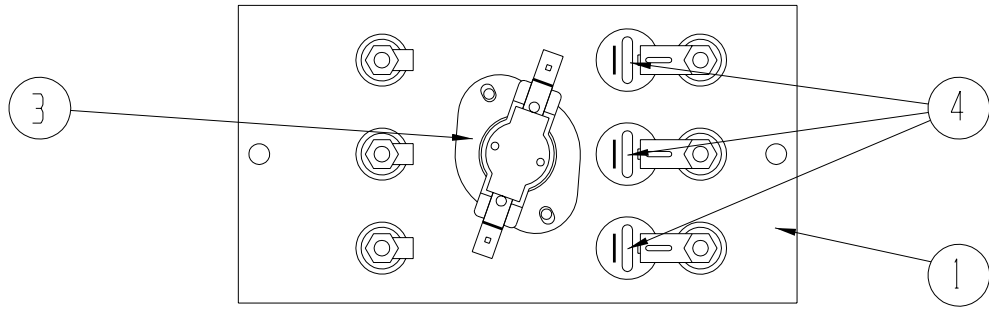
- Contact the installing and/or local Bard distributor for all parts requirements. Make sure you have the complete model and serial number available from the unit rating plates.



Bard Manufacturing Company, Inc.  
Bryan, Ohio 43506  
*Since 1914 . . . Moving ahead, just as planned*

Manual: 2110-622  
Supersedes: **NEW**  
File: Tab 18  
Date: 10-02-09

# HEAT PUMP HEATER PACKAGES



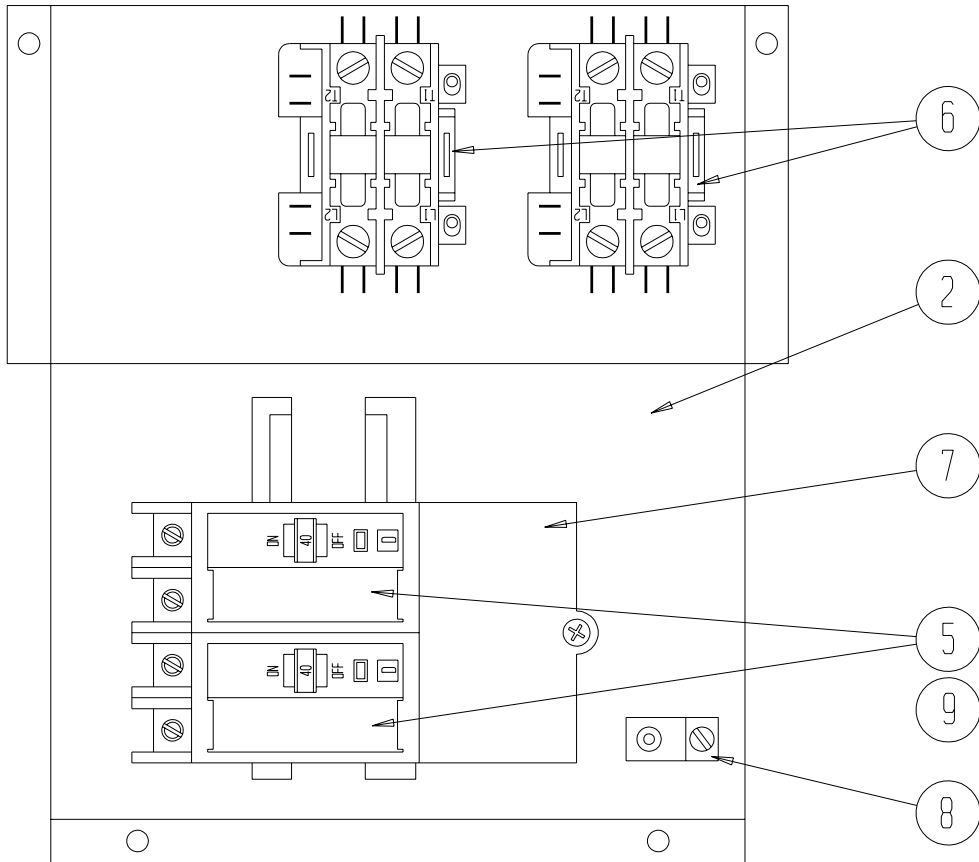
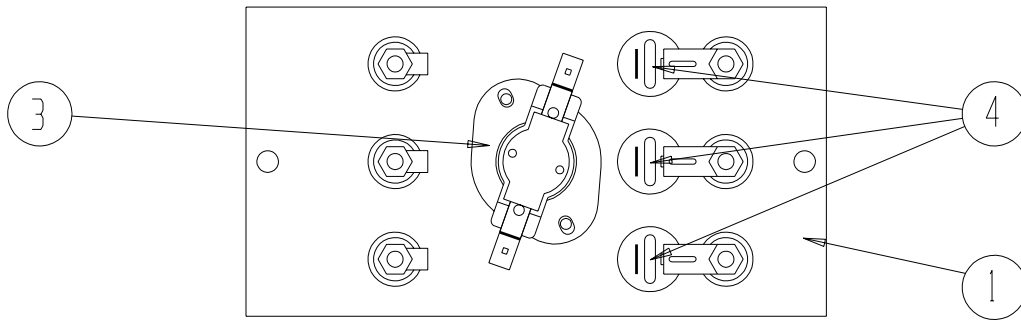
SEXP-165

# HEAT PUMP HEATER PACKAGES

Drawing No.	Part No.	Description	EHWH42-A05	EHWH42-A10	EHWH42-A15	EHWH04-A04	EHWH04-A05	EHWH04-A10	EHWH04-A15	EHWH04-A20	EHWH05-B06	EHWH05-B09	EHWH05-B15	EHWH05H-B18	EHWH05A-C09	EHWH05A-C15
1	8604-088	Heat Strip 4 KW				X										
1	8604-089	Heat Strip 5 KW	X		X		X		X							
1	8604-049	Heat Strip 6 KW									X		X			
1	8604-048	Heat Strip 9 KW										X		2		
1	8604-100	Heat Strip 6 KW														X
1	8604-101	Heat Strip 9 KW													X	X
1	8604-091	Heat Strip 10 KW		X	X			X	X	2						
2	127X210	Heater Control Base	X	X	X	X	X	X	X	X	X	X	X	X		
2	127-321	Heater Control Base													X	X
3	8402-075	Limit Control			X				X	X			X	X		
3	8402-074	Limit Control	X	X		X	X	X			X	X			X	X
4	8402-093	Thermal Cutoff	1	2	3	1	1	2	3	4						
4	8402-092	Thermal Cutoff									2	2	4	4		
4	8402-094	Thermal Cutoff													2	4
5	8615-067	Disconnect Switch													X	X
5	8615-037	Circuit Breaker 30A	X				X									
5	8615-040	Circuit Breaker 50A	X	X	X											
5	8615-041	Circuit Breaker 60A		X	X	X	X	2	2	2						
5	8615-043	Circuit Breaker 25A 3 Ph											X			
5	8615-052	Circuit Breaker 30A 3 Ph											X			
5	8615-045	Circuit Breaker 50A 3 Ph									X					
5	8615-046	Circuit Breaker 60A 3 Ph										X		X		
6	8401-006	Heat Contactor 2 Pole	X		X	X	X		X	X	X	X	X	2		
6	8401-002	Heat Contactor 3 Pole		X	X			X	X	X			X		X	2
7	8615-047	Jumper Bar	X	X	X			X	X	X	X					
8	8611-006	Ground Terminal	X	X	X			X	X	X	X					
9	8615-049	Jumper Bar Cover	X	X	X			X	X	X	X					
10	8201-013	Emergency Heat Relay			X				X	X			X	X		X
NS	4097-122	Wiring Diagram	X				X									
NS	4097-142	Wiring Diagram		X				X								
NS	4097-153	Wiring Diagram			X				X							
NS	4097-121	Wiring Diagram				X										
NS	4097-161	Wiring Diagram								X						
NS	4097-221	Wiring Diagram									X	X				
NS	4097-246	Wiring Diagram											X			
NS	4097-231	Wiring Diagram												X		
NS	4097-323	Wiring Diagram													X	
NS	4097-333	Wiring Diagram														X

NS = Not Shown

# AIR CONDITIONING HEATER PACKAGES



SEXP-164

# AIR CONDITIONING HEATER PACKAGES

Drawing No.	Part No.	Description	EHWA05-A05	EHWA05-A10	EHWA05-A15	EHWA05-A20	EHWA05-B09	EHWA05-B15	EHWA05A-C09	EHWA05A-C15	EHWA60-A05	EHWA60A-B09	EHWA60-B09	EHW05A-B18
1	8604-089	Heat Strip 5 KW	X		X						X			
1	8604-091	Heat Strip 10 KW		X	X	2								
1	8604-049	Heat Strip 6 KW						X						
1	8604-048	Heat Strip 9 KW					X	X				X	X	2
1	8604-100	Heat Strip 6 KW								X				
1	8604-101	Heat Strip 9 KW							X	X				
2	127X210	Heater Control Base	X	X	X	X	X	X			X	X	X	X
2	127-211	Heater Control Base							X	X				
3	8402-074	Limit Control	X	X			X		X		X	X	X	
3	8402-075	Limit Control			X	X		X		X				X
4	8402-093	Thermal Cutoff	1	2	3	4					1			
4	8402-092	Thermal Cutoff					2	4				2	2	4
4	8402-094	Thermal Cutoff							2	4				
5	8615-067	Disconnect Switch							X	X				
5	8615-037	Circuit Breaker 30A			X									
5	8615-042	Circuit Breaker 35A 3 Ph					X							
5	8615-040	Circuit Breaker 50A	X											
5	8615-041	Circuit Breaker 60A 3 Ph		X	X	2								
5	8615-043	Circuit Breaker 40A										X		X
5	8615-046	Circuit Breaker 60A						X						
5	8615-044	Circuit Breaker 45A 3 Ph											X	
6	8401-006	Heat Contactor	X	X	2	2	X	2			X	X	X	2
6	8401-002	Heat Contactor							X	X				
7	8615-047	Jumper Bar Base			X	X								
8	8611-006	Ground Terminal			X	X								
9	8615-049	Jumper Bar Cover			X	X								
NS	4097-120	Wiring Diagram	X								X			
NS	4097-140	Wiring Diagram		X										
NS	4097-152	Wiring Diagram			X									
NS	4097-160	Wiring Diagram				X								
NS	4097-220	Wiring Diagram					X					X	X	
NS	4097-232	Wiring Diagram						X						
NS	4097-233	Wiring Diagram												X
NS	4097-322	Wiring Diagram							X	X				

NS = Not Shown