
Replacement Parts Manual

ECONOMIZER

**Models: EDFM-2, EDFM-3A,
EDFM-5A**

General Notes

- Revised and/or additional pages may be issued from time to time.
- A complete and current manual consists of pages shown in the following contents section.

Important

- Contact the installing and/or local Bard distributor for all parts requirements. Make sure you have the complete model and serial number available from the unit rating plates.

Contents

Description	Page
Functional and Cabinet Components	
◆ Exploded View	1
◆ Exploded View	2
◆ Exploded View	3
◆ Usage List	4



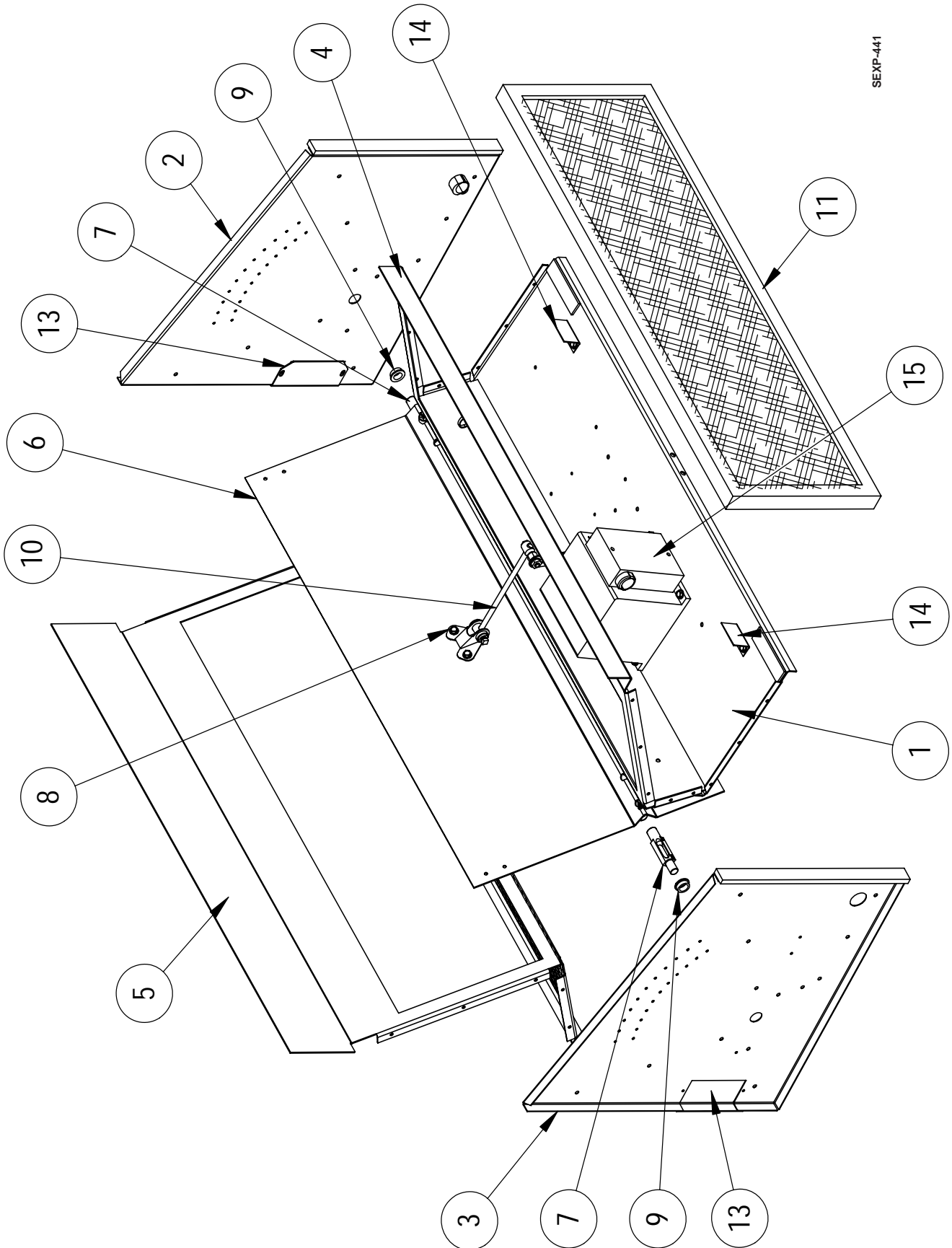
Bard Manufacturing Company, Inc.
Bryan, Ohio 43506

Manual: 2110-662A
Supersedes: 2110-662
Volume: III Tab 19
Date: 12-18-04

Since 1914...Moving ahead, just as planned.

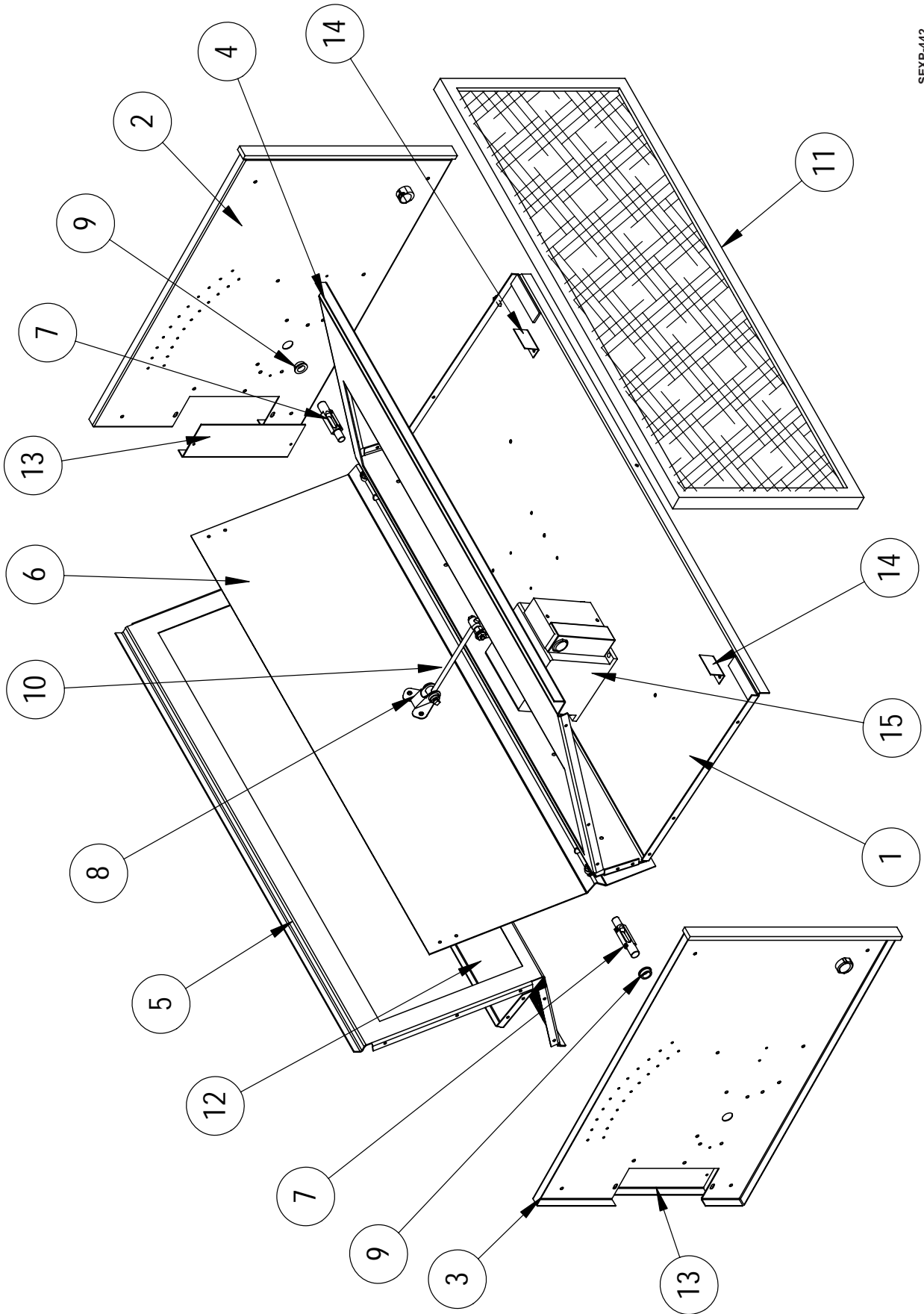
EDFM-2, EDFM-3A Functional and Cabinet Components

SEXP-441

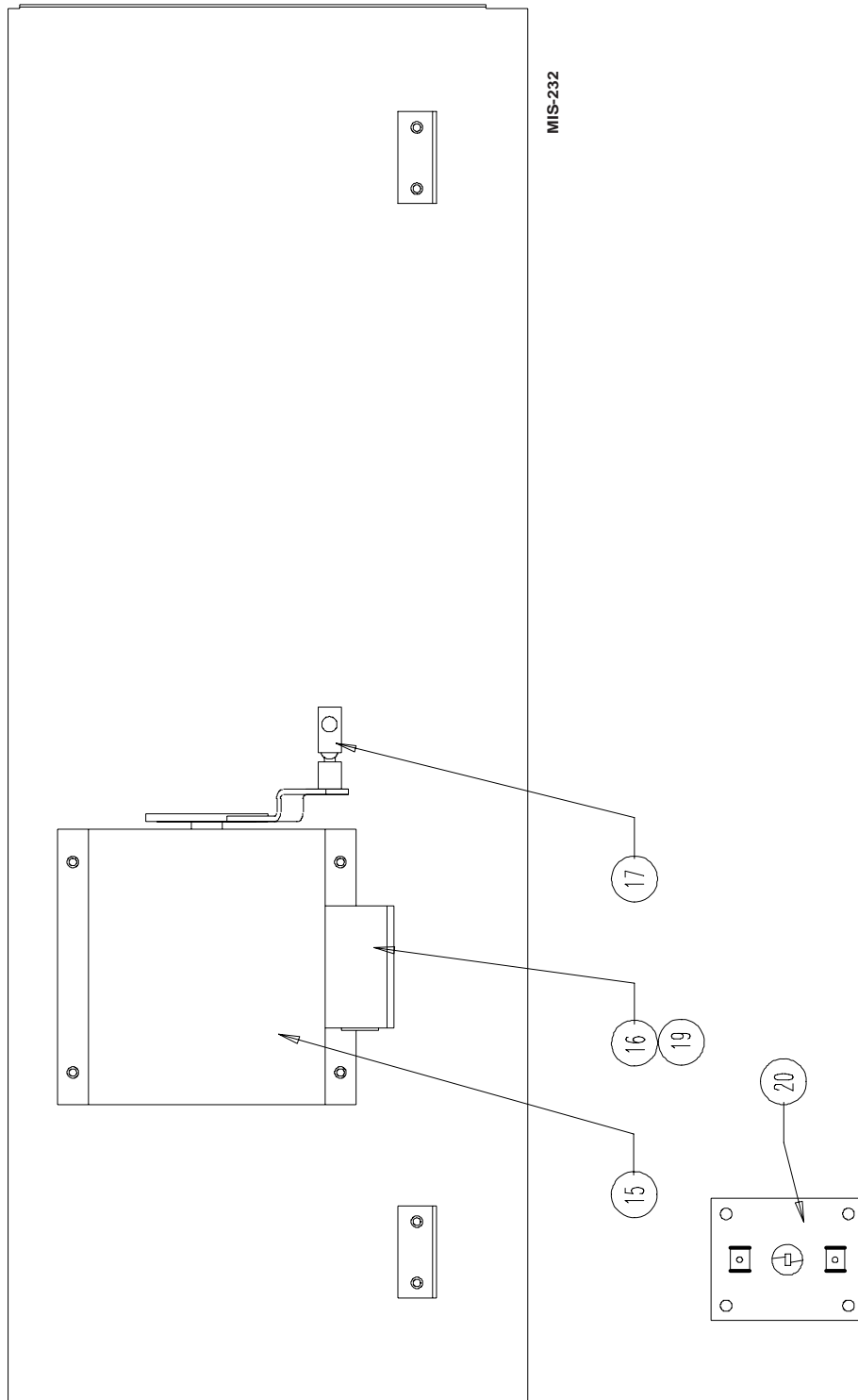


EDFM-5A Functional and Cabinet Components

SEXP-442



Functional and Cabinet Components



Functional and Cabinet Components

			EDFM - 2	EDFM - 3A	EDFM - 5A
1	127-212	Base		X	
1	127-213	Base	X		
1	127-215	Base			X
2	100X245	Right End	X		
2	100X434	Right End		X	
2	100X440	Right End			X
3	100Y245	Left End	X		
3	100Y434	Left End		X	
3	100Y440	Left End			X
4	137-178	Front Fill		X	
4	137-187	Front Fill	X		
4	137-218	Front Fill			X
5	137-188	Return Fill	X		
5	137-481	Return Fill			X
5	137-484	Return Fill		X	
6	139-054	Damper Blade	X		
6	139-180	Damper Blade			X
6	139-181	Damper Blade		X	
7	8602-038	Damper Blade Pin	X	X	X
8	8602-040	Bracket	X	X	X
9	8602-039	Bronze Bushing	X	X	X
10	8602-042	Rod	X	X	X
11	7003-033	Mist Eliminator		X	
11	7003-034	Mist Eliminator	X		
11	7003-035	Mist Eliminator			X
12	137-483	Exhaust Partition			X
13	137-485	Side Fill		2	
13	137-486	Side Fill			2
14	131-095	Filter Stop	2	2	2
15	8602-037	Damper Motor	X	X	X
16	8602-041	Terminal Cover	X	X	X
17	8602-008	Ball Joint	X	X	X
19	8602-019	Potentiometer	X	X	X
20	8602-018	Thermistor	X	X	X
NS	4056-151	Wiring Diagram	X	X	X

NS – Not Shown

① – Optional on these models