
REPLACEMENT PARTS MANUAL

ECONOMIZER

MODELS: **EIFM-3C**
EIFM-5C

General Notes

- Revised and/or additional pages may be issued from time to time.
- A complete and current manual consists of pages shown in the following contents section.

Contents

Description	Page
Functional and Cabinet Components	
♦ Exploded View	1
♦ Exploded View	2
♦ Exploded View	3
♦ Usage List	4

Important

- Contact the installing and/or local Bard distributor for all parts requirements. Make sure you have the complete model and serial number available from the unit rating plates.

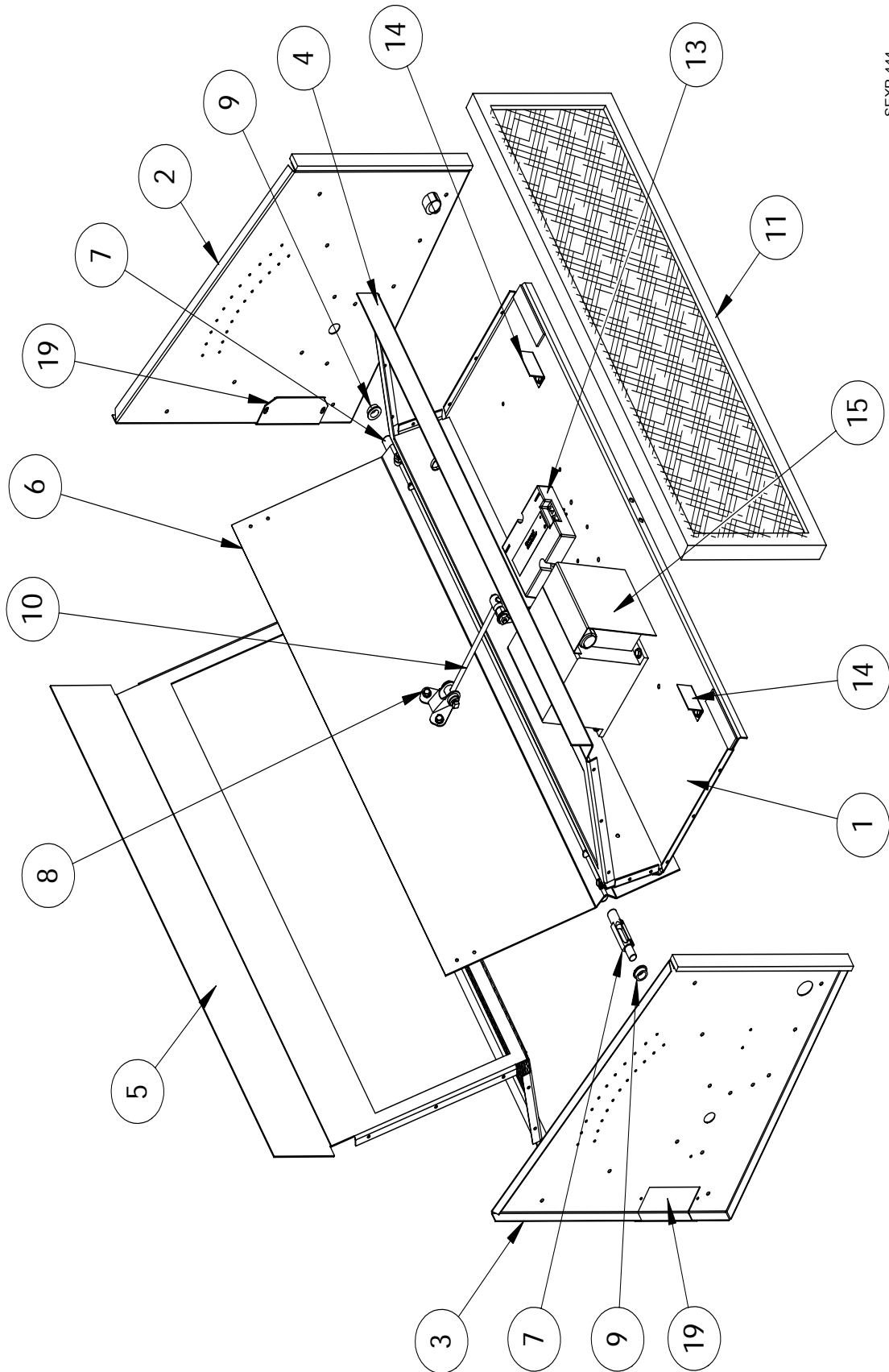


BARD MANUFACTURING COMPANY
Bryan, Ohio 43506
Since 1914...Moving ahead, just as planned.

Manual: 2110-683
Supersedes:
File: Vol III Tab 19
Date: 12-14-04

FUNCTIONAL and CABINET COMPONENTS

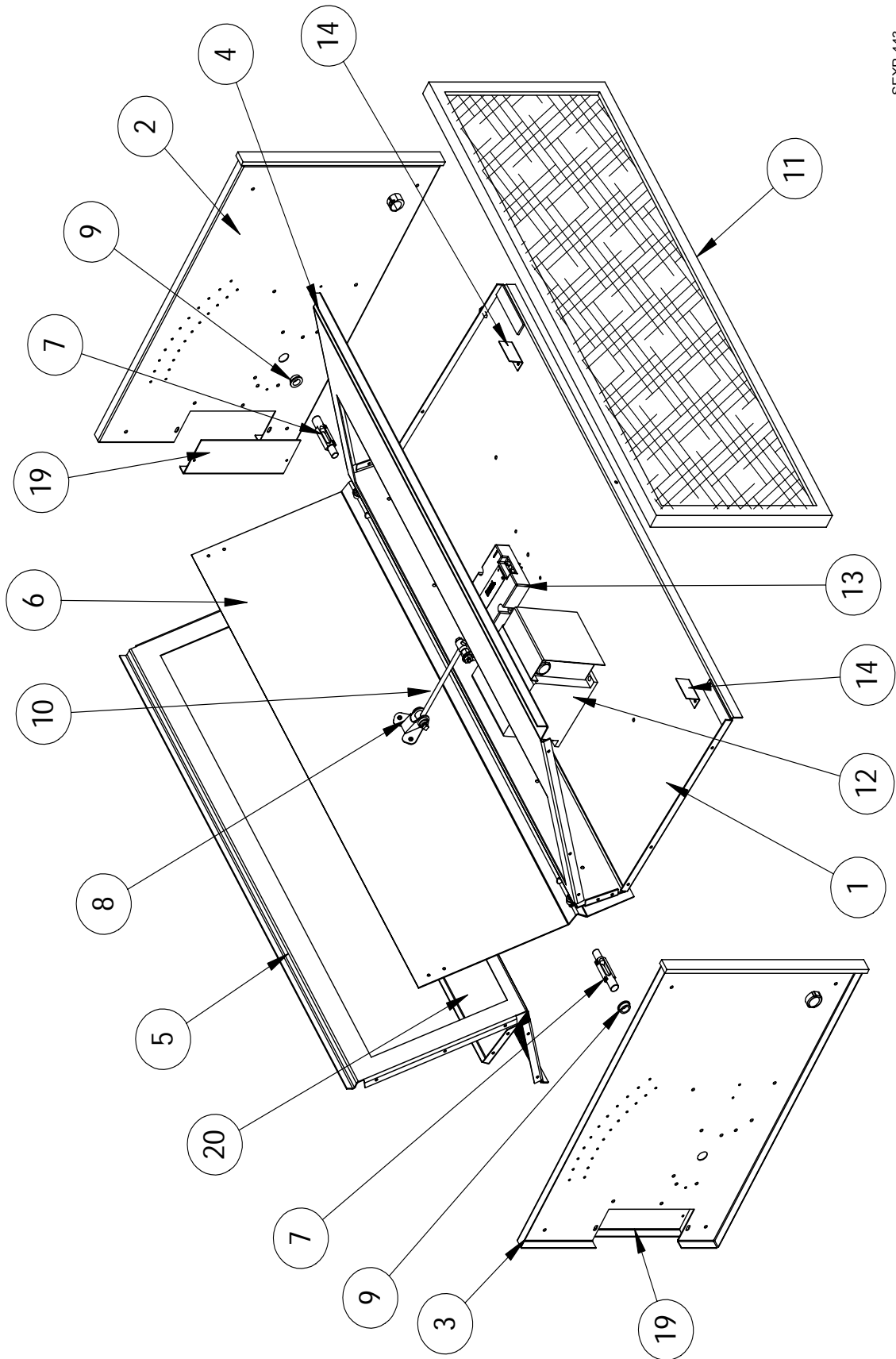
EIFM-3C



SEXP-444

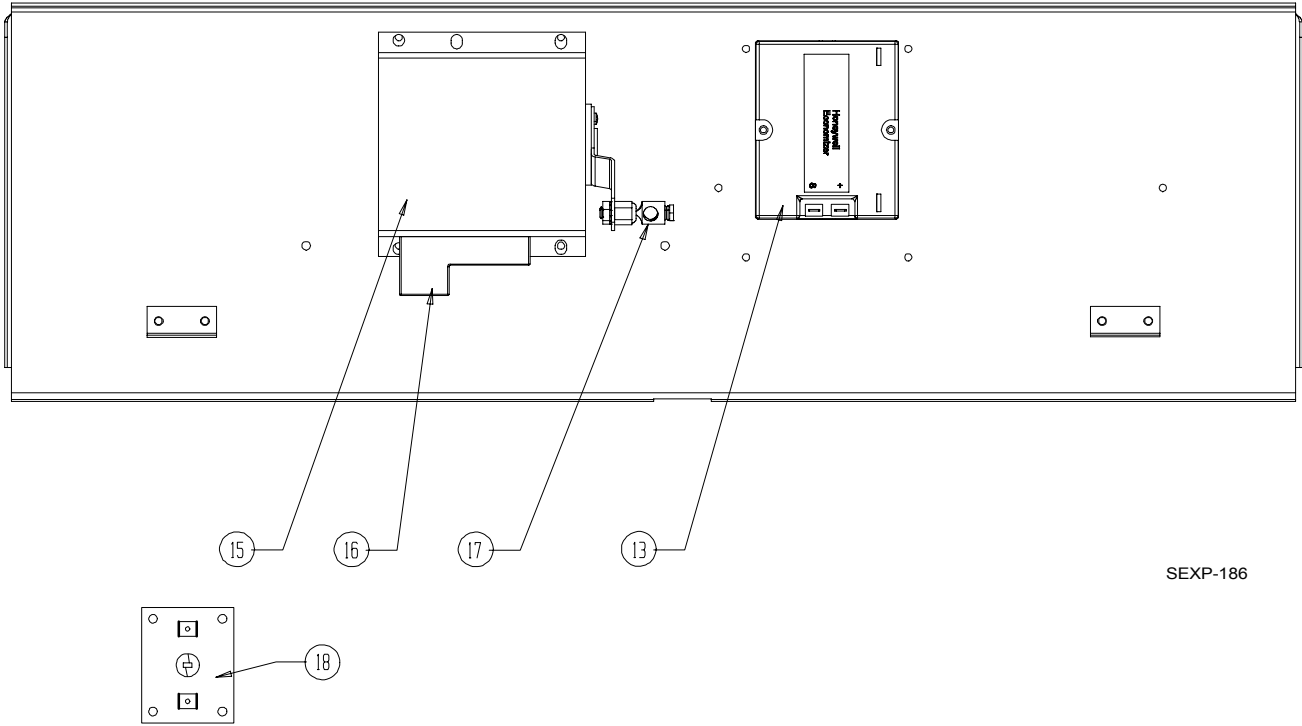
FUNCTIONAL and CABINET COMPONENTS

EIFM-5C




SEXP-443

FUNCTIONAL and CABINET COMPONENTS



SEXP-186

FUNCTIONAL and CABINET COMPONENTS

Drawing No.	Part No.	Description	EIFM-3C	EIFM-5C
1	127-212	Base	X	
1	127-215	Base		X
2	100X434	Right End	X	
2	100X440	Right End		X
3	100Y434	Left End	X	
3	100Y440	Left End		X
4	137-218	Front Fill		X
4	137-178	Front Fill	X	
5	137-481	Return Fill		X
5	137-484	Return Fill	X	
6	139-180	Damper Blade		X
6	139-181	Damper Blade	X	
7	8602-038	Damper Blade Pin	2	2
8	8602-040	Bracket	X	X
9	8602-039	Bronze Bushing	2	2
10	8602-042	Rod	X	X
11	7003-033	Mist Eliminator	X	
11	7003-035	Mist Eliminator		X
12	134-168	Shield	X	X
13	8602-046	Enthalpy Sensor	X	X
14	131-095	Filter Stop	2	2
15	8602-037	Damper Motor	X	X
16	8602-053	Economizer Logic Control	X	X
17	8602-008	Ball Joint	X	X
18	8602-018	Thermistor	X	X
19	137-485	Side Fill Plate	2	
19	137-486	Side Fill Plate		2
20	137-483	Exhaust Partition		X
NS	4096-135 	Wiring Diagram	X	X

NS = Not Shown